



**2014-15**

**BUDGET**

---

## Table of Contents

County Official Listing

Resolution Adopting Budget

Administrative and Budgetary Controls

Position Allocation Listing

County Budget Schedules

|             |   |            |
|-------------|---|------------|
| Schedule 1  | Summary, All Funds  | 1.1        |
| Schedule 2  | Summary, Governmental Funds   | 2.1-2.2    |
| Schedule 3  | Fund Balance, Governmental Funds  | 3.1-3.2    |
| Schedule 4  | Reserves/Designations, Governmental Funds   | 4.1        |
| Schedule 5  | Additional Financing Sources by Source and Fund-Summary, Governmental Funds                   | 5.1-5.2    |
| Schedule 6  | Additional Financing Sources by Fund and Account-Detail, Governmental Funds                   | 6.1-6.10   |
| Schedule 7  | Financing Uses by Function and Fund-Summary Governmental Funds                                | 7.1-7.3    |
| Schedule 8  | Financing Uses by Function, Activity, and Budget Unit-Detail, Governmental Funds              | 8.1-8.7    |
| Schedule 9  | Financing Sources and Uses by Budget Unit by Object, Governmental Funds                       | 9.1-9.147  |
| Schedule 10 | Operation of Internal Service Funds   | 10.1-10.3  |
| Schedule 11 | Operation of Enterprise Funds   | 11.1-11.4  |
| Schedule 12 | Summary, Special Districts and Other Agencies   | 12.1       |
| Schedule 13 | Fund Balance, Special Districts and Other Agencies  | 13.1       |
| Schedule 14 | Reserves/Designations, Special Districts and Other Agencies                                   | 14.1       |
| Schedule 15 | Additional Financing Sources by Source and Fund-Summary, Special Districts and Other Agencies | 15.1-15.13 |

Tax Rates, Resolution Adopting Rates

Tax Values, Certified Values by Tax Base

---

Appropriation Limits, Resolution Adopting Prop 4/Gann's Spending Limits

County Financial Transactions Report

---

**COUNTY OF PLUMAS**  
**County Officials**

**ELECTED OFFICIALS**

Supervisor, District 1 ..... Terry Swofford  
Supervisor, District 2 ..... Kevin Goss  
Supervisor, District 3 ..... Sherrie Thrall  
Supervisor, District 4 ..... Lori Simpson  
Supervisor, District 5 ..... Jon Kennedy

Assessor ..... Charles Leonhardt  
Auditor/Controller (Acting) ..... Roberta Allen  
Clerk/Recorder ..... Kathleen Williams  
District Attorney and Public Administrator ..... David Hollister  
Sheriff/Coroner ..... Greg Hagwood  
Treasurer/Tax Collector/Collections ..... Julie White

**DEPARTMENT DIRECTORS/ADMINISTRATORS**

Administrative Officer, General Services ..... Vacant  
Agricultural Commissioner/Sealer of Weights & Measure/Animal Control ..... Tim Gibson  
Building ..... John Cunningham  
Child Support Services ..... Michelle Blackford  
Clerk of the Board of Supervisors ..... Nancy Daforno  
County Counsel ..... Craig Settlemire  
Environmental Health Director ..... Jerry Sipe  
Facility Services ..... Donald Sawchuck  
Fair ..... John Steffanic  
Farm Advisor ..... Holly George  
Human Resources ..... Gayla Trumbo  
Information Technology ..... Dave Preston  
Librarian (Acting) ..... Lynn Sheehy  
Mental Health (Interim) ..... Peter Livingston  
Museum ..... Scott Lawson  
Office of Emergency Services ..... Jerry Sipe  
Planning ..... Randall Wilson  
Probation ..... Sharon Reinert  
Public Health/Veteran's Service ..... Mimi Hall  
Public Works ..... Robert Perreault  
Social Services and Public Guardian ..... Elliott Smart

---

**RESOLUTION NO. 14 - 8006**

**A RESOLUTION ADOPTING THE FINAL BUDGET FOR PLUMAS COUNTY AND THE DEPENDENT SPECIAL DISTRICTS THEREIN FOR FISCAL YEAR 2014-2015, IN ACCORDANCE WITH GOVERNMENT CODE §29092, AND OTHER BUDGETARY ADMINISTRATIVE CONTROLS IN ACCORDANCE WITH §29092**

**WHEREAS**, the Proposed Budget for FY 2014-2015 for Plumas County was prepared and distributed according to law, and a copy of the Proposed Budget is on file with the Clerk of the Board; and

**WHEREAS**, the Board of Supervisors hearing on the Final Budget commenced on September 23, 2014 for the full consideration and discussion of all relevant matters, and was closed on September 23, 2014; and,

**WHEREAS**, the Board of Supervisors now seeks to adopt the Final Budget in accordance with Government Code §29000 et. seq., along with budgetary administrative controls, and adopt final budgets for Special District for which the Board of Supervisors is the governing board.

**NOW, THEREFORE, BE IT RESOLVED** by the Board of Supervisors, County of Plumas, State of California, as follows:


1. The recommended budget has been modified as the result of meeting with departments and conducting a Public Hearing in order to constitute the Final Budget for FY 2014-2015 for Plumas County and those Special Districts governed by the Board of Supervisors.
2. The Final Budget contains 381.906 positions, and totals of \$87,879,707 for all funds, and \$5,207,277 for all dependent districts.
3. **Exhibit "A"** to the Final Budget provides the budget specifications required by subdivisions (a) through (g) of Government Code §29089 are hereby adopted as the 2014-2015 Final Budget.
4. **Exhibit "B"** to the Final Budget shall be added, which is incorporated by reference, showing additional budgetary assumptions and administrative controls authorized pursuant to Government Code §29092 and §29125.
5. **Exhibit "C"** is the Position allocation which sets forth the number and classification of all positions approved by the Board of Supervisors.
6. A copy of the Final Budget shall be filed with the Clerk of the Board and State Controller as required by law.

The foregoing Resolution was duly passed and adopted by the Board of Supervisors of the County of Plumas, State of California, at a regular meeting of said Board held on the 30th day of September 2014 by the following vote:


**AYES:** SUPERVISORS THRALL, GOSS, SIMPSON, SWOFFORD, KENNEDY

**NOES:** NONE

**ABSENT:** NONE

  
Chair, Board of Supervisors

**ATTEST:**

  
Nancy DaForno,  
Clerk of the Board

**ADMINISTRATIVE AND BUDGETARY CONTROLS CONSISTENT WITH  
GOVERNMENT CODE SECTIONS 29092 AND 29125,  
DURING FISCAL YEAR 2014-2015**

Consistent with Government Code Section 29092, the Board of Supervisors adopts these Administrative and Budgetary Controls for the administration of the Plumas County 2014-2015 Budget.

**County Owned Personal Property**

The disposition, lease, sale or trade-in of all County owned personal property shall be the Purchasing Agent's or his/her designee's sole responsibility consistent with Government Code Section 25504 and Plumas County Code 3-1.19.

**Contracts and Leases**

A County Department Head may approve contracts for which an appropriation is budgeted, not exceeding three thousand dollars (\$3,000) in value.

**Special Travel**

The Auditor-Controller shall approve any cumulative transfer within a budget unit of less than \$750 into a departmental Special Travel account in a fiscal year.

**Budget Transfers**

The Auditor/Controller has authority to approve transfers and revisions of appropriations within a budget unit if overall appropriations of the budget unit are not increased. Provided, however, no budget transfers shall be allowed to, from or within Salaries and Benefits (all 51XXX series accounts) without prior approval of the Board of Supervisors.

**Critical Staffing**

The filling of all positions vacated during the 2014-2015 fiscal year shall be approved by the Board of Supervisors and supported by the Critical Staffing Questionnaire.

**Mid-Year Budget Review**

The Auditor/Controller shall provide the Board of Supervisors a mid-year budget report on or before February 14, 2015.

**Department Head and Auditor/Controller Responsibility**

Department Heads shall insure that no expenditure is made or obligation incurred in excess of the specific budget appropriation approved by the Board of Supervisors. Any expenditure or obligation incurred, in excess of the specific budget appropriation, shall be the personal obligation of the Department Head authorizing the expenditure or obligation. The Auditor/Controller shall issue no warrants unless specifically approved by the Board of Supervisors or the County Administrative Officer, within the delegated authority.

**Policies**

Department Heads and County employees are referred to existing County policies as provided in the County Policy Manual.

**POSITION  
ALLOCATION  
LISTING**

# Allocations 2014/2015

| <u>GENERAL</u>                            |              | 13/14                | 14/15                  | 14/15                    | 14/15                |
|---|--------------|----------------------|------------------------|--------------------------|----------------------|
| CLASSIFICATION                            |              | Positions<br>Adopted | Positions<br>Requested | Positions<br>Recommended | Positions<br>Adopted |
| <b>BOARD OF SUPERVISORS</b>               | <b>20010</b> |                      |                        |                          |                      |
| Supervisor                                |              | 5.000                | 5.000                  | 5.000                    | 5.000                |
| Executive Assistant/Board of Supervisors  |              | 1.000                | 1.000                  | 1.000                    | 1.000                |
|   |              | 6.000                | 6.000                  | 6.000                    | 6.000                |
| <b>ADMINISTRATIVE OFFICE</b>              | <b>20030</b> |                      |                        |                          |                      |
|   |              | 0.000                | 0.000                  | 0.000                    | 0.000                |
|   |              | 0.000                | 0.000                  | 0.000                    | 0.000                |
| <b>HUMAN RESOURCES</b>                    | <b>20035</b> |                      |                        |                          |                      |
| Human Resources Director                  |              | 1.000                | 1.000                  | 1.000                    | 1.000                |
| Human Resources Analyst II or             |              | 1.000                | 1.000                  | 1.000                    | 1.000                |
| Human Resources Analyst I                 |              | 0.000                | 0.000                  | 0.000                    | 0.000                |
| Human Resources Technician III or         |              | 1.000                | 1.000                  | 1.000                    | 1.000                |
| Human Resources Technician II or          |              | 1.000                | 1.000                  | 1.000                    | 1.000                |
| Human Resources Technician I              |              | 0.000                | 0.000                  | 0.000                    | 0.000                |
|   |              | 4.000                | 4.000                  | 4.000                    | 4.000                |
| <b>AUDITOR-CONTROLLER</b>                 | <b>20040</b> |                      |                        |                          |                      |
| Auditor/Controller                        |              | 1.000                | 1.000                  | 1.000                    | 1.000                |
| Assistant Auditor Controller OR           |              | 1.000                | 1.000                  | 1.000                    | 1.000                |
| Chief Deputy Auditor OR                   |              | 0.000                | 0.000                  | 0.000                    | 0.000                |
| Accountant                                |              | 1.000                | 1.000                  | 1.000                    | 1.000                |
| Assistant Risk Manager                    |              | 1.000                | 1.000                  | 1.000                    | 1.000                |
| Accountant Auditor/Liability Risk Analyst |              | 1.000                | 1.000                  | 1.000                    | 1.000                |
| Accountant/Workers Compensation Analyst   |              | 0.000                | 0.000                  | 0.000                    | 0.000                |
| Payroll Specialist II OR                  |              | 1.000                | 1.000                  | 1.000                    | 1.000                |
| Payroll Specialist I                      |              | 0.000                | 0.000                  | 0.000                    | 0.000                |
| Fiscal Support Coordinator OR             |              | 1.000                | 1.000                  | 1.000                    | 1.000                |
| Auditor Accounting Technician OR          |              | 0.000                | 0.000                  | 0.000                    | 0.000                |
| Auditor Accounting Clerk I or II          |              | 0.000                | 0.000                  | 0.000                    | 0.000                |
|   |              | 7.000                | 7.000                  | 7.000                    | 7.000                |
| <b>TREASURER-TAX COLLECTOR</b>            | <b>20050</b> |                      |                        |                          |                      |
| Treasurer/Tax Collector                   |              | 1.000                | 1.000                  | 1.000                    | 1.000                |
| Assistant Treasurer/Tax Collector         |              | 1.000                | 1.000                  | 1.000                    | 1.000                |
| Collections Officer I or II               |              | 0.000                | 0.000                  | 0.000                    | 0.000                |
| Accounting Technician                     |              | 0.000                | 0.000                  | 0.000                    | 0.000                |
| Treasurer/Tax Technician                  |              | 0.000                | 0.000                  | 0.000                    | 0.000                |
| Treasurer/Tax Collections Officer         |              | 3.000                | 3.000                  | 3.000                    | 3.000                |
| Treasurer/Tax Specialist II or            |              | 1.000                | 1.000                  | 1.000                    | 1.000                |
| Treasurer/Tax Specialist I                |              | 0.000                | 0.000                  | 0.000                    | 0.000                |
|   |              | 6.000                | 6.000                  | 6.000                    | 6.000                |

**Exhibit "C"**



| <u>GENERAL</u>                                  |              | 13/14     | 14/15     | 14/15       | 14/15     |
|---|--------------|-----------|-----------|-------------|-----------|
|   |              | Positions | Positions | Positions   | Positions |
| CLASSIFICATION                                  |              | Adopted   | Requested | Recommended | Adopted   |
| Assessor  | 20060        | 1.000     | 1.000     | 1.000       | 1.000     |
| Chief Appraiser                                 |              | 1.000     | 1.000     | 1.000       | 1.000     |
| Auditor/Appraiser III/ II/I or                  |              | 0.000     | 0.000     | 0.000       | 0.000     |
| Appraiser III or                                |              | 3.000     | 3.000     | 3.000       | 3.000     |
| Appraiser II or                                 |              | 0.000     | 0.000     | 0.000       | 0.000     |
| Appraiser I or                                  |              | 0.000     | 0.000     | 0.000       | 0.000     |
| Appraiser Assistant                             |              | 0.000     | 0.000     | 0.000       | 0.000     |
| Department Fiscal Officer I or                  |              | 1.000     | 1.000     | 1.000       | 1.000     |
| Assessor's Officer Manager                      |              | 0.000     | 0.000     | 0.000       | 0.000     |
| GIS Technician                                  |              | 0.000     | 0.000     | 0.000       | 0.000     |
| Cadastral Drafting Specialist                   |              | 1.000     | 1.000     | 1.000       | 1.000     |
| Property Tax Assessment Technician OR           |              | 1.000     | 1.000     | 1.000       | 1.000     |
| Property Tax Assessment Specialist I or II      |              | 0.000     | 0.000     | 0.000       | 0.000     |
| Fiscal and Technical Services Assistant III or  |              | 0.000     | 0.000     | 0.000       | 0.000     |
| Fiscal and Technical Services Assistant II or   |              | 0.000     | 0.000     | 0.000       | 0.000     |
| Fiscal and Technical Services Assistant I       |              | 0.000     | 0.000     | 0.000       | 0.000     |
|   |              | 8.000     | 8.000     | 8.000       | 8.000     |
| <b>COUNTY COUNSEL</b>                           | <b>20080</b> |           |           |             |           |
| County Counsel                                  |              | 1.000     | 1.000     | 1.000       | 1.000     |
| Deputy County Counsel III OR                    |              | 0.000     | 0.000     | 0.000       | 0.000     |
| Deputy County Counsel II OR                     |              | 1.000     | 1.000     | 1.000       | 1.000     |
| Deputy County Counsel I                         |              | 0.000     | 0.000     | 0.000       | 0.000     |
| Management Analyst III/II                       |              | 0.000     | 0.000     | 0.000       | 0.000     |
| Paralegal I, II, or III                         |              | 1.000     | 1.000     | 1.000       | 1.000     |
|   |              | 3.000     | 3.000     | 3.000       | 3.000     |
| <b>ELECTIONS-COUNTY CLERK</b>                   | <b>20100</b> |           |           |             |           |
| Clerk/Recorder                                  |              | 0.4479    | 0.4479    | 0.4479      | 0.4479    |
| Assistant County Clerk/Recorder                 |              | 0.330     | 0.330     | 0.330       | 0.330     |
| Elections Specialist                            |              | 0.000     | 0.000     | 0.000       | 0.000     |
| Elections Coordinator                           |              | 0.750     | 0.750     | 0.750       | 0.750     |
| Deputy Clerk/Recorder II or                     |              | 1.000     | 1.000     | 1.000       | 1.000     |
| Deputy Clerk/Recorder I                         |              | 0.000     | 0.000     | 0.000       | 0.000     |
|   |              | 2.5279    | 2.5279    | 2.5279      | 2.5279    |
| <b>DEPARTMENT OF FACILITY SERVICES</b>          | <b>20120</b> |           |           |             |           |
| Director of Facility Services                   |              | 0.830     | 0.830     | 0.830       | 0.830     |
| Department Fiscal Officer I                     |              | 1.000     | 1.000     | 1.000       | 1.000     |
| Building & Grounds Maintenance Supervisor II OR |              | 1.000     | 1.000     | 1.000       | 1.000     |
| Building & Grounds Maintenance Supervisor I     |              | 0.000     | 0.000     | 0.000       | 0.000     |
| Building & Grounds Maintenance Technician       |              | 1.000     | 1.000     | 1.000       | 1.000     |
| Building & Grounds Maintenance Worker II OR     |              | 2.000     | 2.000     | 2.000       | 2.000     |
| Building & Grounds Maintenance Worker I         |              | 0.000     | 0.000     | 0.000       | 0.000     |
| Fiscal & Technical Services Asst. III           |              | 0.000     | 0.000     | 0.000       | 0.000     |
| Administrative Assistant II or I                |              | 0.000     | 0.000     | 0.000       | 0.000     |
|   |              | 0.000     | 0.000     | 0.000       | 0.000     |
|   |              | 5.830     | 5.830     | 5.830       | 5.830     |

**GENERAL**

| CLASSIFICATION                                  |              | 13/14                | 14/15                  | 14/15                    | 14/15                |
|---|--------------|----------------------|------------------------|--------------------------|----------------------|
|   |              | Positions<br>Adopted | Positions<br>Requested | Positions<br>Recommended | Positions<br>Adopted |
| <b>PARKS SERVICES</b>                           | <b>20756</b> |                      |                        |                          |                      |
| Building & Grounds Maintenance Worker II OR     |              | 1.000                | 1.000                  | 1.000                    | 1.000                |
| Building & Grounds Maintenance Worker I         |              | 0.000                | 0.000                  | 0.000                    | 0.000                |
|   |              | 1.000                | 1.000                  | 1.000                    | 1.000                |
| <b>FAIR***</b>                                  | <b>20190</b> |                      |                        |                          |                      |
| County Fair/Event Ctr Manager                   |              | 1.000                | 1.000                  | 1.000                    | 1.000                |
| Fair Fiscal Coordinator II or                   |              | 0.000                | 0.000                  | 0.000                    | 0.000                |
| Fair Fiscal Coordinator I                       |              | 0.000                | 0.000                  | 0.000                    | 0.000                |
| Department Fiscal Officer I                     |              | 0.000                | 0.000                  | 0.000                    | 0.000                |
| Building & Grounds Maintenance Supervisor II or |              | 1.000                | 1.000                  | 1.000                    | 1.000                |
| Building & Grounds Maintenance Supervisor I     |              | 0.000                | 0.000                  | 0.000                    | 0.000                |
| Building & Grounds Maintenance Worker II OR     |              | 0.000                | 0.000                  | 0.000                    | 0.000                |
| Building & Grounds Maintenance Worker I         |              | 0.000                | 0.000                  | 0.000                    | 0.000                |
|   |              | 2.000                | 2.000                  | 2.000                    | 2.000                |
| <b>ENGINEERING-PUBLIC WORKS</b>                 | <b>20210</b> |                      |                        |                          |                      |
| Senior Engineering Technician                   |              | 0.000                | 0.000                  | 0.000                    | 0.000                |
| Engineering Technician II or I                  |              | 2.000                | 2.000                  | 2.000                    | 2.000                |
| Fiscal & Technical Service Assistant III or     |              | 1.000                | 1.000                  | 1.000                    | 1.000                |
| Fiscal & Technical Service Assistant II or      |              | 0.000                | 0.000                  | 0.000                    | 0.000                |
| Fiscal & Technical Service Assistant I          |              | 0.000                | 0.000                  | 0.000                    | 0.000                |
|   |              | 3.000                | 3.000                  | 3.000                    | 3.000                |
| <b>INFORMATION TECHNOLOGY</b>                   | <b>20220</b> |                      |                        |                          |                      |
| Information Systems Manager                     |              | 1.000                | 1.000                  | 1.000                    | 1.000                |
| Systems Analyst II OR                           |              | 1.000                | 1.000                  | 1.000                    | 1.000                |
| Systems Analyst I                               |              | 0.000                | 0.000                  | 0.000                    | 0.000                |
| Office Automation Analyst                       |              | 0.000                | 0.000                  | 0.000                    | 0.000                |
| Programmer Analyst                              |              | 1.000                | 1.000                  | 1.000                    | 1.000                |
| Office Automation Specialist                    |              | 1.000                | 1.000                  | 1.000                    | 1.000                |
| Telecommunications Technician                   |              | 0.000                | 0.000                  | 0.000                    | 0.000                |
|   |              | 4.000                | 4.000                  | 4.000                    | 4.000                |
| <b>RECORDS MANAGEMENT</b>                       | <b>20469</b> |                      |                        |                          |                      |
| Clerk/Recorder                                  |              | 0.1042               | 0.1042                 | 0.1042                   | 0.1042               |
| Asst. County Clerk/Recorder                     |              | 0.330                | 0.330                  | 0.330                    | 0.330                |
|   |              | 0.4342               | 0.4342                 | 0.4342                   | 0.4342               |
| <b>RECORDS MODERNIZATION</b>                    | <b>22411</b> |                      |                        |                          |                      |
| Clerk/Recorder                                  |              | 0.020                | 0.020                  | 0.020                    | 0.020                |
| Asst. County Clerk/Recorder                     |              | 0.020                | 0.020                  | 0.020                    | 0.020                |
|   |              | 0.040                | 0.040                  | 0.040                    | 0.040                |
| <b>GENERAL TOTALS</b>                           |              | <b>52.832</b>        | <b>52.832</b>          | <b>52.832</b>            | <b>52.832</b>        |

**PUBLIC PROTECTION**

| CLASSIFICATION  | 13/14                | 14/15                  | 14/15                    | 14/15                |
|---|----------------------|------------------------|--------------------------|----------------------|
|   | Positions<br>Adopted | Positlons<br>Requested | Positions<br>Recommended | Positions<br>Adopted |
| <b>CHILD SUPPORT SERVICES</b>                         | <b>70280</b>         |                        |                          |                      |
| Director of Child Support Services                    | 1.000                | 1.000                  | 1.000                    | 1.000                |
| Deputy Child Support Attorney II or                   | 0.250                | 0.250                  | 0.250                    | 0.250                |
| Deputy Child Support Attorney I                       | 0.000                | 0.000                  | 0.000                    | 0.000                |
| Assistant Director of Child Support Services or       | 1.000                | 1.000                  | 1.000                    | 1.000                |
| Community Outreach Coordinator                        | 0.000                | 0.000                  | 0.000                    | 0.000                |
| Department Fiscal Officer I OR                        | 0.000                | 0.000                  | 0.000                    | 0.000                |
| Child Support Accounting Specialist                   | 1.000                | 1.000                  | 1.000                    | 1.000                |
| Supervising Child Support Specialist                  | 0.000                | 0.000                  | 0.000                    | 0.000                |
| Program Training Compliance Analyst                   | 0.000                | 0.000                  | 0.000                    | 0.000                |
| Child Support Specialist III or                       | 4.000                | 4.000                  | 4.000                    | 4.000                |
| Child Support Specialist II or                        | 0.000                | 0.000                  | 0.000                    | 0.000                |
| Child Support Specialist I or                         | 0.000                | 0.000                  | 0.000                    | 0.000                |
| Child Support Assistant I                             | 0.000                | 0.000                  | 0.000                    | 0.000                |
| Legal Services Assistant II or                        | 0.000                | 0.000                  | 0.000                    | 0.000                |
| Legal Services Assistant I                            | 1.000                | 1.000                  | 1.000                    | 1.000                |
| Administrative Assistant II or                        | 0.000                | 0.000                  | 0.000                    | 0.000                |
| Administrative Assistant I                            | 1.000                | 1.000                  | 1.000                    | 1.000                |
| Fiscal and Technical Services Assistant III OR        | 0.000                | 0.000                  | 0.000                    | 0.000                |
| Fiscal and Technical Services Assistant II            | 0.000                | 0.000                  | 0.000                    | 0.000                |
| Child Support Assistant I                             | 0.000                | 0.000                  | 0.000                    | 0.000                |
| Office Assistant III or                               | 0.000                | 0.000                  | 0.000                    | 0.000                |
| Office Assistant II or                                | 0.000                | 0.000                  | 0.000                    | 0.000                |
| Office Assistant I                                    | 0.000                | 0.000                  | 0.000                    | 0.000                |
|   | 9.250                | 9.250                  | 9.250                    | 9.250                |
| <b>ANIMAL CONTROL</b>                                 | <b>20428</b>         |                        |                          |                      |
| Animal Control Supervisor                             | 0.600                | 0.600                  | 1.000                    | 1.000                |
| Animal Control Officer II OR                          | 1.400                | 1.400                  | 1.000                    | 1.000                |
|   | 2.000                | 2.000                  | 2.000                    | 2.000                |
| <b>DISTRICT ATTORNEY/CRIMINAL</b>                     | <b>70301</b>         |                        |                          |                      |
| District Attorney                                     | 1.000                | 1.000                  | 1.000                    | 1.000                |
| Sr. DA Investigator                                   | 1.000                | 1.000                  | 1.000                    | 1.000                |
| District Attorney Investigator                        | 0.000                | 0.000                  | 0.000                    | 0.000                |
| Assistant District Attorney or                        | 1.000                | 1.000                  | 1.000                    | 1.000                |
| Deputy District Attorney III or                       | 0.000                | 0.000                  | 0.000                    | 0.000                |
| Deputy District Attorney II or I                      | 1.000                | 1.000                  | 1.000                    | 1.000                |
| Family Violence Officer                               | 0.000                | 0.000                  | 0.000                    | 0.000                |
| Department Fiscal Officer I or II OR                  | 0.600                | 0.600                  | 0.600                    | 0.600                |
| Grant Compliance Officer                              | 0.000                | 0.000                  | 0.000                    | 0.000                |
| District Attorney Administrator/Asst. Public Admin OR | 3.000                | 3.000                  | 3.000                    | 3.000                |
| Paralegal I, II or III OR                             | 0.000                | 0.000                  | 0.000                    | 0.000                |
| Legal Services Assistant II OR                        | 0.000                | 0.000                  | 0.000                    | 0.000                |
| Legal Services Assistant I                            | 0.000                | 0.000                  | 0.000                    | 0.000                |

**PUBLIC PROTECTION**

| CLASSIFICATION                                |              | 13/14                | 14/15                  | 14/15                    | 14/15                |
|---|--------------|----------------------|------------------------|--------------------------|----------------------|
|   |              | Positions<br>Adopted | Positions<br>Requested | Positions<br>Recommended | Positions<br>Adopted |
| <b>DISTRICT ATTORNEY/CRIMINAL - continued</b> | <b>70301</b> |                      |                        |                          |                      |
| Investigative Assistant or                    |              | 0.800                | 0.800                  | 0.800                    | 0.800                |
| Investigation Specialist                      |              | 0.000                | 0.000                  | 0.000                    | 0.000                |
|   |              | 8.400                | 8.400                  | 8.400                    | 8.400                |
| <b>DISTRICT ATTORNEY/OCJP-ADA***</b>          | <b>70302</b> |                      |                        |                          |                      |
|   |              | 0.000                | 0.000                  | 0.000                    | 0.000                |
| <b>DA/SRVP GRANT</b>                          | <b>70306</b> |                      |                        |                          |                      |
|   |              | 0.000                | 0.000                  | 0.000                    | 0.000                |
|   |              | 0.000                | 0.000                  | 0.000                    | 0.000                |
| <b>DA/SLESF</b>                               | <b>70307</b> |                      |                        |                          |                      |
| Alternative Sentencing Coordinator            |              | 1.000                | 1.000                  | 1.000                    | 1.000                |
| Community Care Case Manager                   |              | 1.000                | 2.000                  | 2.000                    | 2.000                |
| Legal Services Assistant I or II              |              | 1.000                | 1.000                  | 1.000                    | 1.000                |
|   |              | 3.000                | 4.000                  | 4.000                    | 4.000                |
| <b>INTENSIVE DRUG OCJP-PROB.***</b>           | <b>20370</b> |                      |                        |                          |                      |
|   |              | 0.000                | 0.000                  | 0.000                    | 0.000                |
|   |              | 0.000                | 0.000                  | 0.000                    | 0.000                |
| <b>PROBATION</b>                              | <b>20400</b> |                      |                        |                          |                      |
| Chief Probation Officer*                      |              | 1.000                | 1.000                  | 1.000                    | 1.000                |
| Supervising Deputy Probation Officer          |              | 1.000                | 1.000                  | 1.000                    | 1.000                |
| Department Fiscal Officer I or II             |              | 1.000                | 1.000                  | 1.000                    | 1.000                |
| Deputy Probation Officer III or               |              | 7.000                | 7.000                  | 7.000                    | 7.000                |
| Deputy Probation Officer II or                |              | 0.000                | 0.000                  | 0.000                    | 0.000                |
| Deputy Probation Officer I                    |              | 0.000                | 0.000                  | 0.000                    | 0.000                |
| Report Writer                                 |              | 1.000                | 1.000                  | 1.000                    | 1.000                |
| Probation Program Coordinator/Admin. Asst.    |              | 0.000                | 0.000                  | 0.000                    | 0.000                |
| Detention Coordinator                         |              | 0.000                | 0.000                  | 0.000                    | 0.000                |
| Probation Assistant                           |              | 2.000                | 2.000                  | 2.000                    | 2.000                |
| Legal Services Assistant II OR                |              | 2.000                | 2.000                  | 2.000                    | 2.000                |
| Legal Services Assistant I                    |              | 0.000                | 0.000                  | 0.000                    | 0.000                |
| Office Assistant I, II or III                 |              | 1.000                | 1.000                  | 1.000                    | 1.000                |
|   |              | 16.000               | 16.000                 | 16.000                   | 16.000               |
| <b>PROBATION OFFENDER TREATMENT RECOVER</b>   | <b>20403</b> |                      |                        |                          |                      |
|   |              | 0.000                | 0.000                  | 0.000                    | 0.000                |
|   |              | 0.000                | 0.000                  | 0.000                    | 0.000                |
| <b>PROBATION INTENSIVE SUPERVISION</b>        | <b>20402</b> |                      |                        |                          |                      |
|   |              | 0.000                | 0.000                  | 0.000                    | 0.000                |
|   |              | 0.000                | 0.000                  | 0.000                    | 0.000                |
| <b>PROBATION- GRANT -ADULT HIGH RISK</b>      | <b>20409</b> |                      |                        |                          |                      |
|   |              | 0.000                | 0.000                  | 0.000                    | 0.000                |
|   |              | 0.000                | 0.000                  | 0.000                    | 0.000                |
| <b>PROBATION YOUTH OFFENDER BLOCK GRANT</b>   | <b>20415</b> |                      |                        |                          |                      |
| Fiscal Officer I or II                        |              | 0.000                | 0.000                  | 0.000                    | 0.000                |
| Probation Assistant                           |              | 1.000                | 1.000                  | 1.000                    | 1.000                |
|   |              | 1.000                | 1.000                  | 1.000                    | 1.000                |

**PUBLIC PROTECTION**

| CLASSIFICATION   |              | 13/14                | 14/15                  | 14/15                    | 14/15                |
|--|--------------|----------------------|------------------------|--------------------------|----------------------|
|  |              | Positions<br>Adopted | Positions<br>Requested | Positions<br>Recommended | Positions<br>Adopted |
| <b>PROBATION - AB109</b>                               | <b>20418</b> |                      |                        |                          |                      |
| Probation Officer I, II or III                         |              | 0.000                | 0.000                  | 0.000                    | 0.000                |
|  |              | 0.000                | 0.000                  | 0.000                    | 0.000                |
| <b>VICTIM WITNESS - Sheriff</b>                        | <b>20420</b> |                      |                        |                          |                      |
| Victim/Witness Coordinator                             |              | 1.000                | 1.000                  | 1.000                    | 1.000                |
|  |              | 1.000                | 1.000                  | 1.000                    | 1.000                |
| <b>PUB. GUARDIAN/CONS./SOCIAL SERVE.</b>               | <b>20430</b> |                      |                        |                          |                      |
| Chief Deputy Public Guardian/Conservator               |              | 1.000                | 1.000                  | 1.000                    | 1.000                |
| Deputy Public Guardian/Conservator II                  |              | 0.500                | 0.500                  | 0.500                    | 0.500                |
|  |              | 1.500                | 1.500                  | 1.500                    | 1.500                |
| <b>SHERIFF</b>   | <b>70330</b> |                      |                        |                          |                      |
| Sheriff/Coroner  |              | 1.000                | 1.000                  | 1.000                    | 1.000                |
| Undersheriff or  |              | 0.000                | 0.000                  | 0.000                    | 0.000                |
| Assistant Sheriff or                                   |              | 2.000                | 2.000                  | 2.000                    | 2.000                |
| Patrol Commander                                       |              | 0.000                | 0.000                  | 0.000                    | 0.000                |
| Sheriff Administrative Sergeant                        |              | 1.000                | 1.000                  | 1.000                    | 1.000                |
| Sheriff Investigator Sergeant                          |              | 1.000                | 1.000                  | 1.000                    | 1.000                |
| Jail Commander/Sheriff Sergeant                        |              | 1.000                | 1.000                  | 1.000                    | 1.000                |
| Sheriff's Sergeant                                     |              | 5.000                | 5.000                  | 5.000                    | 5.000                |
| Sheriff's Investigator                                 |              | 3.500                | 3.500                  | 3.500                    | 3.500                |
| Deputy Sheriff II Communications Equipment Coordinator |              | 1.000                | 1.000                  | 1.000                    | 1.000                |
| Deputy Sheriff II OR                                   |              | 20.000               | 20.000                 | 20.000                   | 20.000               |
| Deputy Sheriff I                                       |              | 0.000                | 0.000                  | 0.000                    | 0.000                |
| Sheriff Fiscal Officer I or II                         |              | 1.000                | 1.000                  | 1.000                    | 1.000                |
| Grant Compliance Officer                               |              | 0.000                | 0.000                  | 0.000                    | 0.000                |
| Communications Supervisor                              |              | 1.000                | 1.000                  | 1.000                    | 1.000                |
| Sheriff Office Manager                                 |              | 1.000                | 1.000                  | 1.000                    | 1.000                |
| Crime Analyst  |              | 1.000                | 1.000                  | 1.000                    | 1.000                |
| Sheriff's Dispatcher II OR                             |              | 8.000                | 8.000                  | 8.000                    | 8.000                |
| Sheriff's Dispatcher I                                 |              | 0.000                | 0.000                  | 0.000                    | 0.000                |
| Sheriff Services Assistant II or                       |              | 2.000                | 2.000                  | 2.000                    | 2.000                |
| Sheriff Services Assistant I                           |              | 1.500                | 1.500                  | 1.500                    | 1.500                |
|  |              | 51.000               | 51.000                 | 51.000                   | 51.000               |
| <b>AB 443</b>  | <b>70331</b> |                      |                        |                          |                      |
| Deputy Sheriff II                                      |              | 1.000                | 1.000                  | 1.000                    | 1.000                |
|  |              | 1.000                | 1.000                  | 1.000                    | 1.000                |
| <b>Cal-MMET - Sheriff</b>                              | <b>70343</b> |                      |                        |                          |                      |
| Sheriff Investigator                                   |              | 1.000                | 1.000                  | 1.000                    | 1.000                |
|  |              | 1.000                | 1.000                  | 1.000                    | 1.000                |
| <b>SLESF</b>   | <b>70356</b> |                      |                        |                          |                      |
| Deputy Sheriff II                                      |              | 1.000                | 1.000                  | 1.000                    | 1.000                |
|  |              | 1.000                | 1.000                  | 1.000                    | 1.000                |

| <b><u>PUBLIC PROTECTION</u></b>                        |              | 13/14     | 14/15     | 14/15       | 14/15     |
|--|--------------|-----------|-----------|-------------|-----------|
|  |              | Positions | Positions | Positions   | Positions |
| <b>CLASSIFICATION</b>                                  |              | Adopted   | Requested | Recommended | Adopted   |
| <b>SHERIFF - AB109</b>                                 | <b>70362</b> |           |           |             |           |
| Correctional Officer I or II                           |              | 2.000     | 2.000     | 2.000       | 2.000     |
| Deputy Sheriff I OR II                                 |              | 2.000     | 2.000     | 2.000       | 2.000     |
|  |              | 4.000     | 4.000     | 4.000       | 4.000     |
| <b>OCJP DRUG ENFORCEMENT</b>                           | <b>70385</b> |           |           |             |           |
| Sheriff Investigator                                   |              | 0.500     | 0.500     | 0.500       | 0.500     |
|  |              | 0.500     | 0.500     | 0.500       | 0.500     |
| <b>AGRICULTURAL COMMISSIONER</b>                       | <b>20425</b> |           |           |             |           |
| Agricultural Commissioner/Sealer of Weights & Measures |              | 1.000     | 1.000     | 1.000       | 1.000     |
| Agricultural Weights & Measures Inspector III OR       |              | 1.000     | 1.000     | 1.000       | 1.000     |
| Agricultural Weights & Measures Inspector II OR        |              | 0.000     | 0.000     | 0.000       | 0.000     |
| Agricultural Weights & Measures Inspector I            |              | 0.000     | 0.000     | 0.000       | 0.000     |
| Agricultural Weights & Measures Technician             |              | 0.000     | 1.000     | 1.000       | 1.000     |
| Administrative Assistant II or                         |              | 1.000     | 1.000     | 1.000       | 1.000     |
| Administrative Assistant I                             |              | 0.000     | 0.000     | 0.000       | 0.000     |
|  |              | 3.000     | 4.000     | 4.000       | 4.000     |
| <b>CLERK-RECORDER</b>                                  | <b>20460</b> |           |           |             |           |
| Clerk/Recorder   |              | 0.4279    | 0.4279    | 0.4279      | 0.4279    |
| Assistant County Clerk/Recorder                        |              | 0.320     | 0.320     | 0.320       | 0.320     |
| Supervising Deputy Recorder                            |              | 0.000     | 0.000     | 0.000       | 0.000     |
| Elections Specialist                                   |              | 0.000     | 0.000     | 0.000       | 0.000     |
| Elections Coordinator                                  |              | 0.250     | 0.250     | 0.250       | 0.250     |
| Lead Deputy Clerk/Recorder                             |              | 1.000     | 1.000     | 1.000       | 1.000     |
| Deputy Clerk/Recorder II or                            |              | 1.000     | 1.000     | 1.000       | 1.000     |
| Deputy Clerk/Recorder I                                |              | 0.000     | 0.000     | 0.000       | 0.000     |
|  |              | 2.998     | 2.998     | 2.998       | 2.998     |
| <b>OFFICE OF EMERGENCY SERVICES</b>                    | <b>20470</b> |           |           |             |           |
| Director of Emerg.Mgmt/Environmental Health            |              | 0.500     | 0.500     | 0.500       | 0.500     |
|  |              | 0.500     | 0.500     | 0.500       | 0.500     |
| <b>PUBLIC ADMINISTRATOR-D.A.</b>                       | <b>20432</b> |           |           |             |           |
| District Attorney Administrator/Asst. Public Admin or  |              | 0.240     | 0.240     | 0.240       | 0.240     |
| Department Fiscal Officer I or II                      |              | 0.160     | 0.160     | 0.160       | 0.160     |
|  |              | 0.400     | 0.400     | 0.400       | 0.400     |
| <b>BUILDING DEPARTMENT</b>                             | <b>20426</b> |           |           |             |           |
| Director of Building Services                          |              | 1.000     | 1.000     | 1.000       | 1.000     |
| Assistant Building Official                            |              | 0.000     | 0.000     | 0.000       | 0.000     |
| Project Manager  |              | 0.000     | 0.000     | 0.000       | 0.000     |
| Senior Building Plancheck/Inspector OR                 |              | 2.000     | 2.000     | 2.000       | 2.000     |
| Plans Examiner II OR                                   |              | 0.000     | 0.000     | 0.000       | 0.000     |
| Building Plancheck/Inspector OR                        |              | 0.000     | 0.000     | 0.000       | 0.000     |
| Plans Examiner I OR                                    |              | 0.000     | 0.000     | 0.000       | 0.000     |
| Senior Building Inspector OR                           |              | 0.000     | 0.000     | 0.000       | 0.000     |
| Building Inspector II OR                               |              | 0.000     | 0.000     | 0.000       | 0.000     |
| Building Inspector I                                   |              | 0.000     | 0.000     | 0.000       | 0.000     |

**PUBLIC PROTECTION**

| CLASSIFICATION                              |              | 13/14                | 14/15                  | 14/15                    | 14/15                |
|---|--------------|----------------------|------------------------|--------------------------|----------------------|
|   |              | Positions<br>Adopted | Positions<br>Requested | Positions<br>Recommended | Positions<br>Adopted |
| <b>BUILDING DEPARTMENT - continued</b>      | <b>20426</b> |                      |                        |                          |                      |
| Senior Permit Technician OR                 |              | 2.000                | 2.000                  | 2.000                    | 2.000                |
| Permit Technician                           |              | 0.000                | 0.000                  | 0.000                    | 0.000                |
| Department Fiscal Officer II or I           |              | 0.500                | 0.500                  | 0.500                    | 0.500                |
| Administrative Assistant II OR I            |              | 0.000                | 0.000                  | 0.000                    | 0.000                |
| Administrative Assistant I                  |              | 0.000                | 0.000                  | 0.000                    | 0.000                |
|   |              | 5.500                | 5.500                  | 5.500                    | 5.500                |
| <b>PLANNING DEPARTMENT</b>                  | <b>20490</b> |                      |                        |                          |                      |
| Planning Manager (Director)                 |              | 1.000                | 1.000                  | 1.000                    | 1.000                |
| Assistant Director of Planning              |              | 0.000                | 0.000                  | 0.000                    | 0.000                |
| Senior Planner OR                           |              | 1.000                | 1.000                  | 1.000                    | 1.000                |
| Associate Planner OR                        |              | 0.000                | 0.000                  | 0.000                    | 0.000                |
| Assistant Planner                           |              | 0.000                | 0.000                  | 0.000                    | 0.000                |
| Executive Assistant - Planning              |              | 0.000                | 0.000                  | 0.000                    | 0.000                |
| Department Fiscal Officer II or             |              | 0.400                | 0.400                  | 0.400                    | 0.400                |
| Department Fiscal Officer I                 |              | 0.000                | 0.000                  | 0.000                    | 0.000                |
| Administrative Assistant II OR              |              | 0.000                | 0.000                  | 0.000                    | 0.000                |
| Administrative Asslstant I                  |              | 0.000                | 0.000                  | 0.000                    | 0.000                |
|   |              | 2.400                | 2.400                  | 2.400                    | 2.400                |
| <b>CODE ENFORCEMENT</b>                     | <b>20450</b> |                      |                        |                          |                      |
|   |              | 0.000                | 0.000                  | 0.000                    | 0.000                |
|   |              | 0.000                | 0.000                  | 0.000                    | 0.000                |
| <b>GIS DEPARTMENT</b>                       | <b>20510</b> |                      |                        |                          |                      |
| Geographic Information Systems Coordinator  |              | 0.000                | 0.000                  | 0.000                    | 0.000                |
| Geographic Information System Planner II OR |              | 1.000                | 1.000                  | 1.000                    | 1.000                |
| Geographic Information System Planner I OR  |              | 0.000                | 0.000                  | 0.000                    | 0.000                |
| Planning Technician                         |              | 0.000                | 0.000                  | 0.000                    | 0.000                |
| Department Fiscal Officer II or             |              | 0.100                | 0.100                  | 0.100                    | 0.100                |
| Department Fiscal Officer I                 |              | 0.000                | 0.000                  | 0.000                    | 0.000                |
|   |              | 1.100                | 1.100                  | 1.100                    | 1.100                |
| <b>JAIL***</b>                              | <b>70380</b> |                      |                        |                          |                      |
| Jail Commander                              |              | 0.000                | 0.000                  | 0.000                    | 0.000                |
| Correctional Sergeant                       |              | 5.000                | 5.000                  | 5.000                    | 5.000                |
| Correctional Officer II OR                  |              | 11.000               | 11.000                 | 11.000                   | 11.000               |
| Correctional Officer I                      |              | 0.000                | 0.000                  | 0.000                    | 0.000                |
|   |              | 16.000               | 16.000                 | 16.000                   | 16.000               |
| <b>JAIL - SB 678***</b>                     | <b>70388</b> |                      |                        |                          |                      |
| Correctional Officer I or II                |              | 1.000                | 1.000                  | 1.000                    | 1.000                |
| Deputy Sheriff I or II                      |              | 1.000                | 1.000                  | 1.000                    | 1.000                |
|   |              | 1.000                | 1.000                  | 1.000                    | 1.000                |
| <b>BAILIFF-SHERIFF</b>                      | <b>70370</b> |                      |                        |                          |                      |
|   |              | 0.000                | 0.000                  | 0.000                    | 0.000                |
|   |              | 0.000                | 0.000                  | 0.000                    | 0.000                |

**PUBLIC PROTECTION**

| CLASSIFICATION                  |              | 13/14                | 14/15                  | 14/15                    | 14/15                |
|---------------------------------|--------------|----------------------|------------------------|--------------------------|----------------------|
|                                 |              | Positions<br>Adopted | Positions<br>Requested | Positions<br>Recommended | Positions<br>Adopted |
| <b>COURT SECURITY</b>           | <b>70387</b> |                      |                        |                          |                      |
| Correctional Officer II         |              | 1.000                | 1.000                  | 1.000                    | 1.000                |
| Deputy Sheriff II               |              | 1.000                | 1.000                  | 1.000                    | 1.000                |
|                                 |              | 2.000                | 2.000                  | 2.000                    | 2.000                |
| <b>PUBLIC PROTECTION TOTALS</b> |              | <b>131.548</b>       | <b>133.548</b>         | <b>133.548</b>           | <b>133.548</b>       |

**PUBLIC WORKS AND FACILITIES****CLASSIFICATION**

|  |              |        |        |        |        |
|--|--------------|--------|--------|--------|--------|
| <b>PUBLIC WORKS DEPARTMENT***</b>              | <b>20521</b> |        |        |        |        |
| Director of Public Works*                      |              | 1.000  | 1.000  | 1.000  | 1.000  |
| Assistant Director of Public Works             |              | 1.000  | 1.000  | 1.000  | 1.000  |
| Deputy Director of Public Works                |              | 1.000  | 1.000  | 1.000  | 1.000  |
| Associate Engineer OR                          |              | 3.000  | 3.000  | 3.000  | 3.000  |
| Assistant Engineer or                          |              | 0.000  | 0.000  | 0.000  | 0.000  |
| Engineering Technician II or                   |              | 1.000  | 1.000  | 1.000  | 1.000  |
| Engineering Technician I                       |              | 0.000  | 0.000  | 0.000  | 0.000  |
| Equipment Maintenance Supervisor               |              | 1.000  | 1.000  | 1.000  | 1.000  |
| Public Works Env.Senior Planner                |              | 1.000  | 1.000  | 1.000  | 1.000  |
| Public Works Fiscal Off/Adm Serv.Manager       |              | 1.000  | 1.000  | 1.000  | 1.000  |
| Lead Power Equipment Mechanic                  |              | 1.000  | 1.000  | 1.000  | 1.000  |
| Public Works Maintenance Supervisor            |              | 6.000  | 6.000  | 6.000  | 6.000  |
| Power Equipment Mechanic II, I OR              |              | 6.000  | 6.000  | 6.000  | 6.000  |
| Equipment Service Worker                       |              | 1.000  | 1.000  | 1.000  | 1.000  |
| Public Works Maintenance Leadworker            |              | 6.000  | 6.000  | 6.000  | 6.000  |
| Welder   |              | 1.000  | 1.000  | 1.000  | 1.000  |
| Public Works Maintenance Worker III, II OR I   |              | 24.000 | 24.000 | 24.000 | 24.000 |
| Fiscal and Technical Services Assistant III or |              | 2.000  | 2.000  | 2.000  | 2.000  |
| Fiscal and Technical Services Assistant II or  |              | 0.000  | 0.000  | 0.000  | 0.000  |
| Fiscal and Technical Services Assistant I      |              | 0.000  | 0.000  | 0.000  | 0.000  |
| Secretary                                      |              | 0.000  | 0.000  | 0.000  | 0.000  |
| Engineering Aide                               |              | 0.000  | 0.000  | 0.000  | 0.000  |
|  |              | 57.000 | 57.000 | 57.000 | 57.000 |
| <b>FLOOD CONTROL PROGRAM</b>                   | <b>26103</b> |        |        |        |        |
| General Manager                                |              | 0.000  | 0.000  | 0.000  | 0.000  |
|  |              | 0.000  | 0.000  | 0.000  | 0.000  |
| <b>MONTEREY FORUM</b>                          | <b>26013</b> |        |        |        |        |
| General Manager                                |              | 0.000  | 0.000  | 0.000  | 0.000  |
|  |              | 0.000  | 0.000  | 0.000  | 0.000  |



| <u>PUBLIC WAYS AND FACILITIES</u>        | 13/14          | 14/15            | 14/15              | 14/15          |
|--|----------------|------------------|--------------------|----------------|
|  | Positions      | Positions        | Positions          | Positions      |
| <u>CLASSIFICATION</u>                    | <u>Adopted</u> | <u>Requested</u> | <u>Recommended</u> | <u>Adopted</u> |
| <b>AIRPORTS</b>                          | <b>20891</b>   |                  |                    |                |
| (A Division of Facility Services)        |                |                  |                    |                |
| Director of Facility Services            | 0.170          | 0.170            | 0.170              | 0.170          |
| Airport Manager                          | 2.000          | 2.000            | 2.000              | 2.000          |
| Project Manager                          | 0.000          | 0.000            | 0.000              | 0.000          |
| Geographic Information System Planner II | 0.000          | 0.000            | 0.000              | 0.000          |
|  | 2.170          | 2.170            | 2.170              | 2.170          |
| <b>PUBLIC WAYS AND FACILITIES TOTALS</b> | <b>59.170</b>  | <b>59.170</b>    | <b>59.170</b>      | <b>59.170</b>  |

**PUBLIC ASSISTANCE**

| <u>CLASSIFICATION</u>                              |              |        |        |        |
|--|--------------|--------|--------|--------|
| <b>VETERAN'S SERVICE</b>                           | <b>20640</b> |        |        |        |
| (Division of Public Health)                        |              |        |        |        |
| Division Director Veterans Service Officer         | 1.000        | 1.000  | 1.000  | 1.000  |
| Veterans Service Officer                           | 0.000        | 0.000  | 0.000  | 0.000  |
| Veterans Service Representative II OR              | 0.000        | 1.000  | 1.000  | 1.000  |
| Veterans Service Representative I                  | 0.000        | 0.000  | 0.000  | 0.000  |
|  | 1.000        | 2.000  | 2.000  | 2.000  |
| <b>SENIOR SERVICES</b>                             | <b>20830</b> |        |        |        |
| (Division of Public Health)                        | <b>20480</b> |        |        |        |
| Senior Services Director                           | 0.500        | 0.500  | 0.500  | 0.500  |
| Office Supervisor                                  | 0.000        | 0.000  | 0.000  | 0.000  |
| Department Fiscal Officer I/II or                  | 0.360        | 0.360  | 0.360  | 0.360  |
| Grant Compliance Officer                           | 0.000        | 0.000  | 0.000  | 0.000  |
| Driver III, or Driver II, or Driver I              | 2.450        | 2.450  | 2.450  | 2.450  |
| Driver II  | 0.000        | 0.000  | 0.000  | 0.000  |
| Driver I   | 0.000        | 0.000  | 0.000  | 0.000  |
| Site Manager                                       | 2.0625       | 2.0625 | 2.0625 | 2.0625 |
| Head Cook  | 2.0625       | 2.0625 | 2.0625 | 2.0625 |
| Assistant Cook                                     | 1.5875       | 1.5875 | 1.5875 | 1.5875 |
|  | 9.0225       | 9.0225 | 9.0225 | 9.0225 |
| <b>SOCIAL SERVICES ***</b>                         | <b>70590</b> |        |        |        |
| Social Services Director/Pub. Guardian/Pub. Conser | 1.000        | 1.000  | 1.000  | 1.000  |
| Program Manager Services/Asst. Dir.                | 1.000        | 1.000  | 1.000  | 1.000  |
| Principal Staff Services Analyst                   | 1.000        | 1.000  | 1.000  | 1.000  |
| Childrens Services Coordinator                     | 0.000        | 0.000  | 0.000  | 0.000  |
| Program Manager/AFDC/Gain                          | 1.000        | 1.000  | 1.000  | 1.000  |
| Social Services Supervisor II or                   | 1.000        | 1.000  | 1.000  | 1.000  |
| Social Services Supervisor I                       | 0.000        | 0.000  | 0.000  | 0.000  |
| Welfare Fraud Investigator II OR                   | 1.000        | 1.000  | 1.000  | 1.000  |
| Welfare Fraud Investigator I                       | 0.000        | 0.000  | 0.000  | 0.000  |
| Employment and Training Supervisor                 | 1.000        | 1.000  | 1.000  | 1.000  |
| Systems Support Analyst                            | 0.000        | 0.000  | 0.000  | 0.000  |

**PUBLIC ASSISTANCE**

|  | 13/14          | 14/15            | 14/15              | 14/15          |
|--|----------------|------------------|--------------------|----------------|
|  | Positions      | Positions        | Positions          | Positions      |
| <b>CLASSIFICATION</b>                          | <b>Adopted</b> | <b>Requested</b> | <b>Recommended</b> | <b>Adopted</b> |
| <b>SOCIAL SERVICES- continued</b>              |                |                  |                    |                |
| Staff Services Analyst II or                   | 1.000          | 1.000            | 1.000              | 1.000          |
| Staff Services Analyst I                       | 0.000          | 0.000            | 0.000              | 0.000          |
| Senior Social Worker OR                        | 2.000          | 2.000            | 2.000              | 2.000          |
| Social Worker IV OR                            | 0.000          | 0.000            | 0.000              | 0.000          |
| Social Worker III OR                           | 7.000          | 7.000            | 7.000              | 7.000          |
| Social Worker II OR                            | 0.000          | 0.000            | 0.000              | 0.000          |
| Social Worker I                                | 0.000          | 0.000            | 0.000              | 0.000          |
| Benefit Assistance Counselor Supervisor        | 1.000          | 1.000            | 1.000              | 1.000          |
| Employment and Training Worker III OR          | 1.000          | 1.000            | 1.000              | 1.000          |
| Employment and Training Worker II OR           | 2.000          | 2.000            | 2.000              | 2.000          |
| Employment and Training Worker I               | 0.000          | 0.000            | 0.000              | 0.000          |
| Legal Services Assistant II                    | 0.000          | 0.000            | 0.000              | 0.000          |
| Information Systems Technician                 | 1.000          | 1.000            | 1.000              | 1.000          |
| Office Supervisor                              | 1.000          | 1.000            | 1.000              | 1.000          |
| Benefits Assistance Counselors III or          | 1.000          | 1.000            | 1.000              | 1.000          |
| Benefits Assistance Counselors II or           | 5.000          | 5.000            | 5.000              | 5.000          |
| Benefits Assistance Counselors I               | 0.000          | 0.000            | 0.000              | 0.000          |
| Social Services Aide                           | 2.000          | 2.000            | 2.000              | 2.000          |
| Administrative Assistant II or                 | 1.000          | 1.000            | 1.000              | 1.000          |
| Administrative Assistant I                     | 0.000          | 0.000            | 0.000              | 0.000          |
| Fiscal and Technical Services Assistant III OR | 2.000          | 2.000            | 2.000              | 2.000          |
| Fiscal and Technical Services Assistant II OR  | 0.000          | 0.000            | 0.000              | 0.000          |
| Fiscal and Technical Services Assistant I      | 0.000          | 0.000            | 0.000              | 0.000          |
| Office Assistant III OR                        | 3.000          | 3.000            | 3.000              | 3.000          |
| Office Assistant II OR                         | 0.000          | 0.000            | 0.000              | 0.000          |
| Office Assistant I                             | 0.000          | 0.000            | 0.000              | 0.000          |
|  | 37.000         | 37.000           | 37.000             | 37.000         |
| <b>PUBLIC ASSISTANCE TOTALS</b>                |                |                  |                    |                |
|  | <b>47.023</b>  | <b>48.023</b>    | <b>48.023</b>      | <b>48.023</b>  |

**HEALTH AND SANITATION****CLASSIFICATION**

|   |              |       |       |       |
|---|--------------|-------|-------|-------|
| <b>EMERG.MANAGEMENT/ENVIRONMENTAL HLTH</b>  | <b>20550</b> |       |       |       |
| Director of Emerg.Mgmt/Environmental Health | 0.000        | 0.500 | 0.500 | 0.500 |
| Division Chief of Environmental Health      | 0.750        | 0.000 | 0.000 | 0.000 |
| Senior Environmental Health Specialist      | 0.000        | 0.000 | 0.000 | 0.000 |
| Environmental Health Specialist III or      | 1.000        | 1.000 | 1.000 | 1.000 |
| Environmental Health Specialist II or I     | 2.000        | 2.000 | 2.000 | 2.000 |
| Hazardous Materials Specialist I, II or III | 1.000        | 1.000 | 1.000 | 1.000 |
| Environmental Health Technician II or I     | 0.000        | 0.000 | 0.000 | 0.000 |
| Environmental Health Aide                   | 0.000        | 0.000 | 0.000 | 0.000 |
| Administrative Assistant II or I            | 0.000        | 0.000 | 0.000 | 0.000 |
| Office Assistant III, II or I               | 1.000        | 2.000 | 2.000 | 2.000 |
|   | 5.750        | 6.500 | 6.500 | 6.500 |

**HEALTH AND SANITATION**

| CLASSIFICATION                                   | 13/14                | 14/15                  | 14/15                    | 14/15                |
|--|----------------------|------------------------|--------------------------|----------------------|
|  | Positions<br>Adopted | Positions<br>Requested | Positions<br>Recommended | Positions<br>Adopted |
| <b>HEALTH-STATE AID</b>                          |                      |                        |                          |                      |
| Public Health Program Chief                      | 70559                |                        |                          |                      |
| Health Education Coordinator II                  | 0.450                | 0.450                  | 0.450                    | 0.450                |
| Health Education Specialist                      | 0.000                | 0.000                  | 0.000                    | 0.000                |
| Public Health Nurse II                           | 0.000                | 0.000                  | 0.000                    | 0.000                |
| HIV Specialty Clinic Therapist                   | 0.100                | 0.100                  | 0.100                    | 0.100                |
| Department Fiscal Officer                        | 0.050                | 0.050                  | 0.050                    | 0.050                |
| Fiscal & Technical Service Assistant III         | 0.125                | 0.125                  | 0.125                    | 0.125                |
|  | 0.725                | 0.725                  | 0.725                    | 0.725                |
| <b>PUBLIC HEALTH***</b>                          |                      |                        |                          |                      |
| Public Health Director                           | 70560                |                        |                          |                      |
| Assistant Public Health Director                 | 0.630                | 0.630                  | 0.630                    | 0.630                |
| Director of Nursing                              | 0.610                | 0.610                  | 0.610                    | 0.610                |
| Public Health Program Chief                      | 0.550                | 0.550                  | 0.550                    | 0.550                |
| Physicians Assistant                             | 0.500                | 0.500                  | 0.500                    | 0.500                |
| Nurse Practitioner                               | 0.000                | 0.000                  | 0.000                    | 0.000                |
| Public Health Nurse III, Supervisor              | 0.000                | 0.000                  | 0.000                    | 0.000                |
| Public Health Nurse II or Registered Nurse II or | 5.700                | 5.700                  | 5.700                    | 5.700                |
| Public Health Nurse I or Registered Nurse I or   | 0.000                | 0.000                  | 0.000                    | 0.000                |
| Licensed Vocational Nurse                        | 0.000                | 0.000                  | 0.000                    | 0.000                |
| HIV Specialty Clinic Therapist                   | 0.030                | 0.030                  | 0.030                    | 0.030                |
| Health Education Coordinator II or               | 4.910                | 4.910                  | 4.910                    | 4.910                |
| Health Education Coordinator I or                | 0.000                | 0.000                  | 0.000                    | 0.000                |
| Health Education Specialist or                   | 0.000                | 0.000                  | 0.000                    | 0.000                |
| Community Outreach Coordinator                   | 0.000                | 0.000                  | 0.000                    | 0.000                |
| Management Analyst III/I or                      | 0.000                | 0.000                  | 0.000                    | 0.000                |
| Department Fiscal Officer II or                  | 3.952                | 3.952                  | 3.952                    | 3.952                |
| Department Fiscal Officer I or                   | 0.000                | 0.000                  | 0.000                    | 0.000                |
| Grant Compliance Officer                         | 0.000                | 0.000                  | 0.000                    | 0.000                |
| Fiscal and Technical Services Assistant III OR   | 0.000                | 0.000                  | 0.000                    | 0.000                |
| Fiscal and Technical Services Assistant II OR    | 0.000                | 0.000                  | 0.000                    | 0.000                |
| Fiscal and Technical Services Assistant I        | 0.000                | 0.000                  | 0.000                    | 0.000                |
| Administrative Assistant II or                   | 2.800                | 2.800                  | 2.800                    | 2.800                |
| Administrative Assistant I                       | 0.000                | 0.000                  | 0.000                    | 0.000                |
| Office Assistant III OR                          | 1.000                | 2.000                  | 2.000                    | 2.000                |
| Office Assistant II OR                           | 0.000                | 0.000                  | 0.000                    | 0.000                |
| Office Assistant I                               | 0.000                | 0.000                  | 0.000                    | 0.000                |
|  | 21.682               | 22.682                 | 22.682                   | 22.682               |
| <b>CDC BASE/PAN FLUE 70561</b>                   |                      |                        |                          |                      |
| Director of Nursing                              | 70561                |                        |                          |                      |
| Assistant Public Health Director                 | 0.18                 | 0.18                   | 0.18                     | 0.18                 |
| Public Health Nurse II or Registered Nurse II or | 0.00                 | 0.00                   | 0.00                     | 0.00                 |
| Public Health Nurse I or Registered Nurse I or   | 0.00                 | 0.00                   | 0.00                     | 0.00                 |
| Management Analyst III/I                         | 0.00                 | 0.00                   | 0.00                     | 0.00                 |
| Licensed Vocational Nurse                        | 0.00                 | 0.00                   | 0.00                     | 0.00                 |

**HEALTH AND SANITATION**

| CLASSIFICATION                                 | 13/14                | 14/15                  | 14/15                    | 14/15                |
|--|----------------------|------------------------|--------------------------|----------------------|
|  | Positions<br>Adopted | Positions<br>Requested | Positions<br>Recommended | Positions<br>Adopted |
| Health Education Coordinator II or             | 0.84                 | 0.84                   | 0.84                     | 0.84                 |
| Health Education Coordinator I or              | 0.00                 | 0.00                   | 0.00                     | 0.00                 |
| Health Education Specialist                    | 0.000                | 0.000                  | 0.000                    | 0.000                |
| Department Fiscal Officer II                   | 0.30                 | 0.30                   | 0.30                     | 0.30                 |
|  | 1.515                | 1.515                  | 1.515                    | 1.515                |
| <b>CHILDREN AND FAMILIES COMMISSION</b>        | <b>70562</b>         |                        |                          |                      |
| Grants Compliance Officer                      | 0.000                | 0.000                  | 0.000                    | 0.000                |
| Administrative Assistant I/II                  | 0.000                | 0.000                  | 0.000                    | 0.000                |
| Executive Director (contracted)                | 1.000                | 1.000                  | 1.000                    | 1.000                |
|  | 1.000                | 1.000                  | 1.000                    | 1.000                |
| <b>HPP 70566</b>                               | <b>70566</b>         |                        |                          |                      |
| Director of Nursing                            | 0.180                | 0.180                  | 0.180                    | 0.180                |
| Assistant Public Health Director               | 0.196                | 0.196                  | 0.196                    | 0.196                |
| Health Education Coordinator II or I OR        | 0.750                | 0.750                  | 0.750                    | 0.750                |
| Health Education Specialist OR                 | 0.000                | 0.000                  | 0.000                    | 0.000                |
| Community Outreach Coordinator                 | 0.000                | 0.000                  | 0.000                    | 0.000                |
| Department Fiscal Officer I or II              | 0.160                | 0.160                  | 0.160                    | 0.160                |
|  | 1.286                | 1.286                  | 1.286                    | 1.286                |
| <b>MENTAL HEALTH***</b>                        | <b>70570</b>         |                        |                          |                      |
| Director of Mental Health                      | 0.285                | 0.285                  | 0.285                    | 0.285                |
| Mental Health Program Chief                    | 2.000                | 2.000                  | 2.000                    | 2.000                |
| MH Childrens Services Coordinator              | 0.100                | 0.100                  | 0.100                    | 0.100                |
| Program Manager                                | 0.000                | 0.000                  | 0.000                    | 0.000                |
| Continuing Care Coordinator                    | 0.300                | 0.300                  | 0.300                    | 0.300                |
| Licensed Clinical Social Worker                | 0.000                | 0.000                  | 0.000                    | 0.000                |
| Mental Health Therapist II or                  | 5.935                | 5.935                  | 5.935                    | 5.935                |
| Mental Health Therapist I                      | 0.000                | 0.000                  | 0.000                    | 0.000                |
| Department Fiscal Officer II or                | 0.450                | 0.450                  | 0.450                    | 0.450                |
| Department Fiscal Officer I                    | 0.000                | 0.000                  | 0.000                    | 0.000                |
| Psychiatric Nurse II or                        | 0.750                | 0.750                  | 0.750                    | 0.750                |
| Psychiatric Nurse I or                         | 0.000                | 0.000                  | 0.000                    | 0.000                |
| Psychiatric Technician or                      | 1.200                | 1.200                  | 1.200                    | 1.200                |
| Registered Nurse or                            | 0.000                | 0.000                  | 0.000                    | 0.000                |
| Licensed Vocational Nurse                      | 0.000                | 0.000                  | 0.000                    | 0.000                |
| Quality Assurance Coordinator                  | 0.800                | 0.800                  | 0.800                    | 0.800                |
| Grant Compliance Officer                       | 0.000                | 0.000                  | 0.000                    | 0.000                |
| Community Care Case Manager                    | 2.520                | 2.520                  | 2.520                    | 2.520                |
| Fiscal and Technical Services Assistant III or | 3.000                | 3.000                  | 3.000                    | 3.000                |
| Fiscal and Technical Services Assistant II or  | 0.000                | 0.000                  | 0.000                    | 0.000                |
| Fiscal and Technical Services Assistant I      | 0.000                | 0.000                  | 0.000                    | 0.000                |
| Office Assistant III or                        | 0.000                | 0.000                  | 0.000                    | 0.000                |
| Office Assistant II or                         | 0.000                | 0.000                  | 0.000                    | 0.000                |
| Office Assistant I                             | 0.000                | 0.000                  | 0.000                    | 0.000                |
|  | 17.340               | 17.340                 | 17.340                   | 17.340               |

**HEALTH AND SANITATION**

| CLASSIFICATION                                 | 13/14                | 14/15                  | 14/15                    | 14/15                |
|--|----------------------|------------------------|--------------------------|----------------------|
|  | Positions<br>Adopted | Positions<br>Requested | Positions<br>Recommended | Positions<br>Adopted |
| <b>MENTAL HEALTH PROP 63</b>                   | <b>70571</b>         |                        |                          |                      |
| Director of Mental Health                      | 0.390                | 0.390                  | 0.390                    | 0.390                |
| Staff Services/Program Manager Wrap/CSOC/QA    | 0.000                | 0.000                  | 0.000                    | 0.000                |
| MH Childrens Services Coordinator              | 0.380                | 0.380                  | 0.380                    | 0.380                |
| Mental Health Therapist II or                  | 1.615                | 1.615                  | 1.615                    | 1.615                |
| Mental Health Therapist I                      | 0.000                | 0.000                  | 0.000                    | 0.000                |
| Department Fiscal Officer II or                | 0.200                | 0.200                  | 0.200                    | 0.200                |
| Department Fiscal Officer I                    | 0.000                | 0.000                  | 0.000                    | 0.000                |
| Continuing Care Coordinator                    | 0.100                | 0.100                  | 0.100                    | 0.100                |
| Community Care Case Manager                    | 2.500                | 2.500                  | 2.500                    | 2.500                |
| Office Assistant II or                         | 1.000                | 1.000                  | 1.000                    | 1.000                |
| Office Assistant I                             | 0.000                | 0.000                  | 0.000                    | 0.000                |
|  | 6.185                | 6.185                  | 6.185                    | 6.185                |
| <b>MSHA PEI</b>                                | <b>70573</b>         |                        |                          |                      |
| Director of Mental Health                      | 0.050                | 0.050                  | 0.050                    | 0.050                |
| Department Fiscal Officer II or                | 0.050                | 0.050                  | 0.050                    | 0.050                |
| Department Fiscal Officer I                    | 0.000                | 0.000                  | 0.000                    | 0.000                |
| MH Childrens Services Coordinator              | 0.050                | 0.050                  | 0.050                    | 0.050                |
| Fiscal and Technical Services Assistant III or | 0.000                | 0.000                  | 0.000                    | 0.000                |
| Fiscal and Technical Services Assistant II or  | 0.000                | 0.000                  | 0.000                    | 0.000                |
| Fiscal and Technical Services Assistant I      | 0.000                | 0.000                  | 0.000                    | 0.000                |
| Mental Health Therapist II or                  | 1.000                | 1.000                  | 1.000                    | 1.000                |
| Mental Health Therapist I                      | 0.000                | 0.000                  | 0.000                    | 0.000                |
|  | 1.150                | 1.150                  | 1.150                    | 1.150                |
| <b>MENTAL HEALTH - AB109</b>                   | <b>70569</b>         |                        |                          |                      |
| Director of Mental Health                      | 0.050                | 0.050                  | 0.050                    | 0.050                |
| Department Fiscal Officer I or II              | 0.050                | 0.050                  | 0.050                    | 0.050                |
| MH Childrens Services Coordinator              | 0.050                | 0.050                  | 0.050                    | 0.050                |
| Behavior Health Therapist I or II              | 0.950                | 0.950                  | 0.950                    | 0.950                |
|  | 1.100                | 1.100                  | 1.100                    | 1.100                |
| <b>SAMSHA***</b>                               | <b>70575</b>         |                        |                          |                      |
| Director of Mental Health                      | 0.050                | 0.050                  | 0.050                    | 0.050                |
| Mental Health Program Chief                    | 0.000                | 0.000                  | 0.000                    | 0.000                |
| Continuing Care Coordinator                    | 0.400                | 0.400                  | 0.400                    | 0.400                |
| Licensed Clinical Social Worker                | 0.000                | 0.000                  | 0.000                    | 0.000                |
| Mental Health Therapist II or                  | 0.000                | 0.000                  | 0.000                    | 0.000                |
| Mental Health Therapist I                      | 0.000                | 0.000                  | 0.000                    | 0.000                |
| Department Fiscal Officer II or                | 0.050                | 0.050                  | 0.050                    | 0.050                |
| Department Fiscal Officer I                    | 0.000                | 0.000                  | 0.000                    | 0.000                |
| Psychiatric Nurse II or                        | 0.050                | 0.050                  | 0.050                    | 0.050                |
| Psychiatric Nurse I or                         | 0.000                | 0.000                  | 0.000                    | 0.000                |
| Psychiatric Technician or                      | 0.000                | 0.000                  | 0.000                    | 0.000                |
| Licensed Vocational Nurse                      | 0.000                | 0.000                  | 0.000                    | 0.000                |
| Community Care Case Manager                    | 0.980                | 0.980                  | 0.980                    | 0.980                |

| <u>HEALTH AND SANITATION</u>                   |  | 13/14     | 14/15     | 14/15       | 14/15     |
|--|--|-----------|-----------|-------------|-----------|
|  |  | Positions | Positions | Positions   | Positions |
| <u>CLASSIFICATION</u>                          |  | Adopted   | Requested | Recommended | Adopted   |
| <b>SAMSHA - continued</b>                      |  |           |           |             |           |
| Fiscal and Technical Services Assistant III or |  | 0.000     | 0.000     | 0.000       | 0.000     |
| Fiscal and Technical Services Assistant II or  |  | 0.000     | 0.000     | 0.000       | 0.000     |
| Fiscal and Technical Services Assistant I      |  | 0.000     | 0.000     | 0.000       | 0.000     |
| Program Assistant/Receptionist                 |  | 0.000     | 0.000     | 0.000       | 0.000     |
| Office Assistant III or                        |  | 0.300     | 0.300     | 0.300       | 0.300     |
| Office Assistant II or                         |  | 0.000     | 0.000     | 0.000       | 0.000     |
| Office Assistant I                             |  | 0.000     | 0.000     | 0.000       | 0.000     |
|  |  | 1.830     | 1.830     | 1.830       | 1.830     |
| <b>SIERRA HOUSE 70574</b>                      |  |           |           |             |           |
| Community Care House Manager                   |  | 1.000     | 1.000     | 1.000       | 1.000     |
| Lead Community Care House Attendant            |  | 2.000     | 2.000     | 2.000       | 2.000     |
| Community Care House Attendant II or           |  | 4.000     | 4.000     | 4.000       | 4.000     |
| Community Care House Attendant I               |  | 0.000     | 0.000     | 0.000       | 0.000     |
| Continuing Care Coordinator                    |  | 0.200     | 0.200     | 0.200       | 0.200     |
| Office Assistant I,II or III                   |  | 0.200     | 0.200     | 0.200       | 0.200     |
|  |  | 7.400     | 7.400     | 7.400       | 7.400     |
| <b>MHSA EHR TECHNOLOGY 70576</b>               |  |           |           |             |           |
| Information System Technician                  |  | 1.000     | 1.000     | 1.000       | 1.000     |
| Fiscal Tech.Service Assistant I, II or III     |  | 0.000     | 0.000     | 0.000       | 0.000     |
| Department Fiscal Officer II                   |  | 0.050     | 0.050     | 0.050       | 0.050     |
| Psychiatric Nurse II                           |  | 0.000     | 0.000     | 0.000       | 0.000     |
| Community Care Case Manager                    |  | 0.000     | 0.000     | 0.000       | 0.000     |
| MH Childrens Services Coordinator              |  | 0.300     | 0.300     | 0.300       | 0.300     |
| MH Therapist I or II                           |  | 0.000     | 0.000     | 0.000       | 0.000     |
|  |  | 1.350     | 1.350     | 1.350       | 1.350     |
| <b>CALWORKS MENTAL HEALTH 70577</b>            |  |           |           |             |           |
| Director of Mental Health                      |  | 0.050     | 0.050     | 0.050       | 0.050     |
| Mental Health Therapist II or                  |  | 0.500     | 0.500     | 0.500       | 0.500     |
| Mental Health Therapist I                      |  | 0.000     | 0.000     | 0.000       | 0.000     |
| Program Chief                                  |  | 0.000     | 0.000     | 0.000       | 0.000     |
| Department Fiscal Officer                      |  | 0.050     | 0.050     | 0.050       | 0.050     |
|  |  | 0.600     | 0.600     | 0.600       | 0.600     |
| <b>WRAP AROUND 70578</b>                       |  |           |           |             |           |
| Director of Mental Health                      |  | 0.100     | 0.100     | 0.100       | 0.100     |
| Staff Services Manager                         |  | 0.000     | 0.000     | 0.000       | 0.000     |
| Childrens Services Coordinator                 |  | 0.000     | 0.000     | 0.000       | 0.000     |
| Clinical Program Manager                       |  | 0.100     | 0.100     | 0.100       | 0.100     |
| Department Fiscal Officer II                   |  | 0.050     | 0.050     | 0.050       | 0.050     |
| Community Care Case Manager                    |  | 0.500     | 0.500     | 0.500       | 0.500     |
| Fiscal Technical Service Assistant III         |  | 0.000     | 0.000     | 0.000       | 0.000     |
| Parent Aides                                   |  | 0.200     | 0.200     | 0.200       | 0.200     |
|  |  | 0.950     | 0.950     | 0.950       | 0.950     |

| <u>HEALTH AND SANITATION</u>                | 13/14         | 14/15         | 14/15         | 14/15         |
|---|---------------|---------------|---------------|---------------|
|   | Positions     | Positions     | Positions     | Positions     |
| CLASSIFICATION                              | Adopted       | Requested     | Recommended   | Adopted       |
| <b>MHSA WET</b>                             | <b>70579</b>  |               |               |               |
| Director of Mental Health                   | 0.025         | 0.025         | 0.025         | 0.025         |
| MH Childrens Services Coordinator           | 0.120         | 0.120         | 0.120         | 0.120         |
| Department Fiscal Officer II                | 0.050         | 0.050         | 0.050         | 0.050         |
| Fiscal Technical Service Assistant III or   | 0.000         | 0.000         | 0.000         | 0.000         |
| Fiscal Technical Service Assistant II or    | 0.000         | 0.000         | 0.000         | 0.000         |
| Fiscal Technical Service Assistant I        | 0.000         | 0.000         | 0.000         | 0.000         |
| Community Care House Attendant II or        | 0.000         | 0.000         | 0.000         | 0.000         |
| Community Care House Attendant I            | 0.000         | 0.000         | 0.000         | 0.000         |
| Psychiatric Nurse                           | 0.000         | 0.000         | 0.000         | 0.000         |
| Mental Health Therapist II or               | 0.000         | 0.000         | 0.000         | 0.000         |
| Mental Health Therapist I                   | 0.000         | 0.000         | 0.000         | 0.000         |
| Community Care Case Manager                 | 0.000         | 0.000         | 0.000         | 0.000         |
| Continuing Care Coordinator                 | 0.000         | 0.000         | 0.000         | 0.000         |
|   | 1.895         | 1.895         | 1.895         | 1.895         |
| <b>ALCOHOL AND DRUG</b>                     | <b>70580</b>  |               |               |               |
| Alcohol and Drug Administrator              | 1.000         | 1.000         | 1.000         | 1.000         |
| Department Fiscal Officer I                 | 1.000         | 1.000         | 1.000         | 1.000         |
| Prevention Coordinator                      | 1.000         | 1.000         | 1.000         | 1.000         |
| Alcohol & Drug Program Clinician/Supervisor | 1.000         | 1.000         | 1.000         | 1.000         |
| Substance Use Disorder Specialist I or II   | 2.000         | 2.000         | 2.000         | 2.000         |
|   | 6.000         | 6.000         | 6.000         | 6.000         |
| <b>HEALTH AND SANITATION TOTALS</b>         | <b>77.758</b> | <b>79.508</b> | <b>79.508</b> | <b>79.508</b> |

**EDUCATION**

|   |              |       |       |       |
|---|--------------|-------|-------|-------|
| <b>LIBRARY</b>                          | <b>20670</b> |       |       |       |
| County Librarian                        | 0.750        | 0.750 | 0.750 | 0.750 |
| Librarian                               | 1.125        | 1.125 | 1.125 | 1.125 |
| Fiscal & Technical Services Asst. II or | 0.625        | 0.625 | 0.625 | 0.625 |
| Fiscal & Technical Services Asst. I     | 0.000        | 0.000 | 0.000 | 0.000 |
| Branch Library Assistant I or II        | 1.500        | 1.500 | 1.500 | 1.500 |
| Library Technician or                   | 0.750        | 0.750 | 0.750 | 0.750 |
| Library Aide                            | 0.000        | 0.000 | 0.000 | 0.000 |
|   | 4.750        | 4.750 | 4.750 | 4.750 |
| <b>LITERACY</b>                         | <b>20675</b> |       |       |       |
| Literacy Director                       | 0.000        | 0.000 | 0.000 | 0.000 |
| Lib./Literacy Program Coordinator       | 0.750        | 0.750 | 0.750 | 0.750 |
| Lib./Literacy Program Assistant II or I | 1.075        | 1.075 | 1.075 | 1.075 |
| Lib./Literacy Program Assistant I       | 0.000        | 0.000 | 0.000 | 0.000 |
| Library Clerk II                        | 0.000        | 0.000 | 0.000 | 0.000 |
| Literacy Clerk                          | 0.000        | 0.000 | 0.000 | 0.000 |
|   | 1.825        | 1.825 | 1.825 | 1.825 |

| <u>EDUCATION</u>               |              | 13/14        | 14/15        | 14/15        | 14/15        |
|--------------------------------|--------------|--------------|--------------|--------------|--------------|
|                                |              | Positions    | Positions    | Positions    | Positions    |
| <u>CLASSIFICATION</u>          |              | Adopted      | Requested    | Recommended  | Adopted      |
| <b>SIERRA COUNTY LITERACY</b>  | <b>20678</b> |              |              |              |              |
| Literacy Program Coordinator   |              | 0.000        | 0.000        | 0.000        | 0.000        |
| Literacy Program Assistant     |              | 0.000        | 0.000        | 0.000        | 0.000        |
|                                |              | 0.000        | 0.000        | 0.000        | 0.000        |
| <b>FARM ADVISOR</b>            | <b>20680</b> |              |              |              |              |
| Administrative Assistant II or |              | 1.000        | 1.000        | 1.000        | 1.000        |
| Administrative Assistant I     |              | 0.000        | 0.000        | 0.000        | 0.000        |
| 4H Program Asst.               |              | 0.250        | 0.250        | 0.250        | 0.250        |
| Office Assistant II/I          |              | 0.000        | 0.000        | 0.000        | 0.000        |
|                                |              | 1.250        | 1.250        | 1.250        | 1.250        |
| <b>EDUCATION TOTALS</b>        |              | <b>7.825</b> | <b>7.825</b> | <b>7.825</b> | <b>7.825</b> |

RECREATION AND CULTURE

| <u>CLASSIFICATION</u>                |              |              |              |              |              |
|--------------------------------------|--------------|--------------|--------------|--------------|--------------|
| <b>MUSEUM</b>                        | <b>20780</b> |              |              |              |              |
| Museum Director                      |              | 1.000        | 1.000        | 1.000        | 1.000        |
| Assistant Museum Director            |              | 0.000        | 0.000        | 0.000        | 0.000        |
| Museum Registrar                     |              | 0.000        | 0.000        | 0.000        | 0.000        |
| Museum Aide                          |              | 0.000        | 0.000        | 0.000        | 0.000        |
|                                      |              | 1.000        | 1.000        | 1.000        | 1.000        |
| <b>RECREATION AND CULTURE TOTALS</b> |              | <b>1.000</b> | <b>1.000</b> | <b>1.000</b> | <b>1.000</b> |

|                      |  |                |                |                |                |
|----------------------|--|----------------|----------------|----------------|----------------|
| <b>GRAND TOTALS:</b> |  | <b>377.156</b> | <b>381.906</b> | <b>381.906</b> | <b>381.906</b> |
|----------------------|--|----------------|----------------|----------------|----------------|



**COUNTY  
BUDGET  
SCHEDULES**

---

---

| FUND NAME                         | FUND BALANCE<br>UNRSRVD/UNDSGNTD<br>June 30, 2014<br>ESTIMATE | TOTAL FINANCE SOURCES            |                                  | TOTAL<br>FINANCE<br>SOURCES | TOTAL FINANCE USES |                                  | TOTAL<br>FINANCE USES<br>ESTIMATE |
|-----------------------------------|---|----------------------------------|----------------------------------|-----------------------------|--------------------|----------------------------------|-----------------------------------|
|                                   |   | DECREASES<br>TO RESRV/<br>DSGNTS | ADDITIONAL<br>FINANCE<br>SOURCES |                             | FINANCING<br>USES  | INCREASES<br>TO RESRV/<br>DSGNTS |                                   |
| <b>GOVERNMENTAL FUNDS</b>         |   |                                  |                                  |                             |                    |                                  |                                   |
| GENERAL FUND                      | 998,304   | 0                                | 27,406,152                       | 28,404,456                  | 28,404,456         | 0                                | 28,404,456                        |
| SPECIAL REVENUE FUNDS             | 7,287,215   | 3,070,755                        | 39,989,555                       | 50,347,525                  | 50,197,583         | 149,942                          | 50,347,525                        |
| CAPITAL PROJECT FUNDS             | 452,860   | 0                                | 1,273,225                        | 1,726,085                   | 1,726,085          | 0                                | 1,726,085                         |
| DEBT SERVICE FUNDS                | 0   | 0                                |                                  |                             |                    |                                  |                                   |
| <b>TOTAL GOVERNMENTAL FUNDS</b>   | <b>8,738,379</b>  | <b>3,070,755</b>                 | <b>68,668,932</b>                | <b>80,478,066</b>           | <b>80,328,124</b>  | <b>149,942</b>                   | <b>80,478,066</b>                 |
| <b>OTHER FUNDS</b>                |   |                                  |                                  |                             |                    |                                  |                                   |
| INTERNAL SERVICE FUNDS            |   |                                  | 2,105,665                        | 2,105,665                   | 2,072,976          |                                  |                                   |
| ENTERPRISE FUNDS                  |   |                                  | 5,283,728                        | 5,283,728                   | 5,478,607          |                                  |                                   |
| SPECIAL DISTRICT & OTHER AGENCIES | 668,357   | 0                                | 4,538,920                        | 5,207,277                   | 5,207,277          | 0                                | 5,207,277                         |
| <b>TOTAL ALL FUNDS</b>            | <b>9,406,736</b>  | <b>3,070,755</b>                 | <b>80,597,245</b>                | <b>93,074,736</b>           | <b>93,086,984</b>  | <b>149,942</b>                   | <b>85,685,343</b>                 |

*OK N/A*

| FUND NAME                    | FUND BALANCE                                  | TOTAL FINANCE                    | SOURCES                          | TOTAL              | FINANCING  | TOTAL FINANCE                    | TOTAL                    |
|------------------------------|---|----------------------------------|----------------------------------|--------------------|------------|----------------------------------|--------------------------|
|                              | UNRSRVD/UNDSGNTD<br>June 30, 2014<br>ESTIMATE | DECREASES<br>TO RESRV/<br>DSGNTS | ADDITIONAL<br>FINANCE<br>SOURCES | FINANCE<br>SOURCES | USES       | INCREASES<br>TO RESRV/<br>DSGNTS | FINANCE USES<br>ESTIMATE |
| <b>GENERAL FUND</b>          |   |                                  |                                  |                    |            |                                  |                          |
| 0001 GENERAL                 | 998,304                                       | 0                                | 27,406,152                       | 28,404,456         | 28,404,456 | 0                                | 28,404,456               |
| TOTAL GENERAL FUND           | 998,304                                       | 0                                | 27,406,152                       | 28,404,456         | 28,404,456 | 0                                | 28,404,456               |
| <b>SPECIAL REVENUE FUNDS</b> |   |                                  |                                  |                    |            |                                  |                          |
| 0002 ROAD                    | 3,092,979                                     | 3,070,755                        | 12,280,616                       | 18,444,350         | 18,294,408 | 149,942                          | 18,444,350               |
| 0003 FISH AND GAME           | 43,061  | 0                                | 6,750                            | 49,811             | 49,811     | 0                                | 49,811                   |
| 0004 CHILD ABUSE PREVENTION  | -75   | 0                                | 45,850                           | 45,775             | 45,775     | 0                                | 45,775                   |
| 0005 COUNTY FAIR             | -6,185  | 0                                | 434,663                          | 428,478            | 428,478    | 0                                | 428,478                  |
| 0011 TITLE III               | 794,626                                       | 0                                | 0                                | 794,626            | 794,626    | 0                                | 794,626                  |
| 0013 DEPT. SOCIAL SERVICES   | 164,632                                       | 0                                | 11,467,345                       | 11,631,977         | 11,631,977 | 0                                | 11,631,977               |
| 0014 MENTAL HEALTH           | 476,754                                       | 0                                | 4,757,806                        | 5,234,560          | 5,234,560  | 0                                | 5,234,560                |
| 0015 PUBLIC HEALTH           | 883,504                                       | 0                                | 5,353,317                        | 6,236,821          | 6,236,821  | 0                                | 6,236,821                |
| 0016 ALCOHOL & DRUG          | -8,768  | 0                                | 797,018                          | 788,250            | 788,250    | 0                                | 788,250                  |
| 0017 SHERIFF GRANTS          | 985,989                                       | 0                                | 2,246,678                        | 3,232,667          | 3,232,667  | 0                                | 3,232,667                |
| 0025 COUNTY LOCAL REV AB 109 | 0   | 0                                | 738,439                          | 738,439            | 738,439    | 0                                | 738,439                  |
| 0035 CHILD SUPPORT           | 148,136                                       | 0                                | 842,958                          | 991,094            | 991,094    | 0                                | 991,094                  |
| 0037 DNA PROP 69             | 11,240  | 0                                | 7,000                            | 18,240             | 18,240     | 0                                | 18,240                   |
| 0046 PROB GRANT DEPT(S)      | 171,879                                       | 0                                | 869,334                          | 1,041,213          | 1,041,213  | 0                                | 1,041,213                |
| 0053 TOBACCO SETTLMNT        | -25,008                                       | 0                                | 75,000                           | 49,992             | 49,992     | 0                                | 49,992                   |
| 0057 SOLID WASTE GRANTS      | 12,745  | 0                                | 10,040                           | 22,785             | 22,785     | 0                                | 22,785                   |
| 0062 RECORDERS FUNDS         | 475,436                                       | 0                                | 52,539                           | 527,975            | 527,975    | 0                                | 527,975                  |
| 0063 AC SPAY/NEUTERED        | -1,000  | 0                                | 1,000                            | 0                  | 0          | 0                                | 0                        |
| 0064 DOMESTIC VIOLENCE       | 6,005   | 0                                | 3,009                            | 9,014              | 9,014      | 0                                | 9,014                    |
| 0067 HAVA ELECTIONS          | 61,265  | 0                                | 193                              | 61,458             | 61,458     | 0                                | 61,458                   |
| TOTAL SPECIAL REVENUE FUNDS  | 7,287,215                                     | 3,070,755                        | 39,989,555                       | 50,347,525         | 50,197,583 | 149,942                          | 50,347,525               |
| <b>CAPITAL PROJECT FUNDS</b> |   |                                  |                                  |                    |            |                                  |                          |
| 0093 CRIME JUST.CONSTRUCTION | 377,860                                       | 0                                | 50,500                           | 428,360            | 428,360    | 0                                | 428,360                  |
| 0096 CAPITAL IMPROVEMENT     | 75,000  | 0                                | 1,222,725                        | 1,297,725          | 1,297,725  | 0                                | 1,297,725                |
| TOTAL CAPITAL PROJECT FUNDS  | 452,860                                       | 0                                | 1,273,225                        | 1,726,085          | 1,726,085  | 0                                | 1,726,085                |
| TOTAL GOVERNMENTAL FUNDS     | 8,738,379                                     | 3,070,755                        | 68,668,932                       | 80,478,066         | 80,328,124 | 149,942                          | 80,478,066               |

APPROPRIATIONS LIMIT 30,133,570

APPROPRIATIONS SUBJECT TO LIMIT 15,550,588

| FUND NAME                    | TOTAL<br>FUND BALANCE<br>June 30, 2014 | LESS: FUND BALANCE-RSRVD/DSGNTD<br>GENERAL/OTHR<br>ENCUMBRANCES | RESERVES   | DESIGNATIONS | ACTUAL                           |
|------------------------------|--|---|------------|--------------|----------------------------------|
|                              |  |   |            |              | ESTIMATED X                      |
|                              |  |   |            |              | FUND BALANCE<br>UNRSRVD/UNDSGNTD |
| <b>GENERAL FUND</b>          |  |   |            |              |                                  |
| 0001 GENERAL                 | 4,021,429                              | 0   | 2,000,000  | 1,023,125    | 998,304                          |
| TOTAL GENERAL FUND           | 4,021,429                              | 0   | 2,000,000  | 1,023,125    | 998,304                          |
| <b>SPECIAL REVENUE FUNDS</b> |  |   |            |              |                                  |
| 0002 ROAD                    | 8,816,601                              | 0   | 5,723,622  | 0            | 3,092,979                        |
| 0003 FISH AND GAME           | 44,631                                 | 0   | 1,570      | 0            | 43,061                           |
| 0004 CHILD ABUSE PREVENTION  | -75                                    | 0   | 0          | 0            | -75                              |
| 0005 COUNTY FAIR             | -6,185                                 | 0   | 0          | 0            | -6,185                           |
| 0011 TITLE III               | 794,626                                | 0   | 0          | 0            | 794,626                          |
| 0013 DEPT. SOCIAL SERVICES   | 164,632                                | 0   | 0          | 0            | 164,632                          |
| 0014 MENTAL HEALTH           | 6,851,237                              | 0   | 6,123,283  | 251,200      | 476,754                          |
| 0015 PUBLIC HEALTH           | 1,445,746                              | 0   | 562,242    | 0            | 883,504                          |
| 0016 ALCOHOL & DRUG          | -8,768                                 | 0   | 0          | 0            | -8,768                           |
| 0017 SHERIFF GRANTS          | 985,989                                | 0   | 0          | 0            | 985,989                          |
| 0025 COUNTY LOCAL REV AB 109 | 0                                      | 0   | 0          | 0            | 0                                |
| 0035 CHILD SUPPORT           | 314,700                                | 0   | 166,564    | 0            | 148,136                          |
| 0037 DNA PROP 69             | 11,240                                 | 0   | 0          | 0            | 11,240                           |
| 0046 PROB GRANT DEPT(S)      | 171,879                                | 0   | 0          | 0            | 171,879                          |
| 0053 TOBACCO SETTLMNT        | 277,004                                | 0   | 302,012    | 0            | -25,008                          |
| 0057 SOLID WASTE GRANTS      | 12,745                                 | 0   | 0          | 0            | 12,745                           |
| 0062 RECORDERS FUNDS         | 475,436                                | 0   | 0          | 0            | 475,436                          |
| 0063 AC SPAY/NEUTERED        | -1,000                                 | 0   | 0          | 0            | -1,000                           |
| 0064 DOMESTIC VIOLENCE       | 6,005                                  | 0   | 0          | 0            | 6,005                            |
| 0067 HAVA ELECTIONS          | 61,265                                 | 0   | 0          | 0            | 61,265                           |
| TOTAL SPECIAL REVENUE FUNDS  | 20,417,708                             | 0   | 12,879,293 | 251,200      | 7,287,215                        |
| <b>CAPITAL PROJECT FUNDS</b> |  |   |            |              |                                  |
| 0093 CRIME JUST.CONSTRUCTION | 377,860                                | 0   | 0          | 0            | 377,860                          |
| 0096 CAPITAL IMPROVEMENT     | 75,000                                 | 0   | 0          | 0            | 75,000                           |
| TOTAL CAPITAL PROJECT FUNDS  | 452,860                                | 0   | 0          | 0            | 452,860                          |
| TOTAL GOVERNMENTAL FUNDS     | 24,891,997                             | 0   | 14,879,293 | 251,200      | 8,738,379                        |

*NIC*

| DESCRIPTION                        | RESERVES/<br>DSGNTNS<br>June 30, 2014 | DECREASES        |                  | INCREASES      |                | TOTAL<br>RSRV/DSGNTS<br>FOR BUGET YEAR |
|------------------------------------|---------------------------------------|------------------|------------------|----------------|----------------|--|
|                                    |                                       | RECOMMENDED      | ADOPTED          | RECOMMENDED    | ADOPTED        |  |
| <b>GENERAL FUND</b>                |                                       |                  |                  |                |                |  |
| <b>0001 GENERAL</b>                |                                       |                  |                  |                |                |  |
| GENERAL RESERVES                   | 2,000,000                             | 0                | 0                | 0              | 0              | 2,000,000                              |
| DESIGNATIONS                       | 1,023,125                             | 0                | 0                | 0              | 0              | 1,023,125                              |
| <b>TOTAL GENERAL FUND</b>          | <b>3,023,125</b>                      | <b>0</b>         | <b>0</b>         | <b>0</b>       | <b>0</b>       | <b>3,023,125</b>                       |
| <b>SPECIAL REVENUE FUNDS</b>       |                                       |                  |                  |                |                |  |
| <b>0002 ROAD</b>                   |                                       |                  |                  |                |                |  |
| GENERAL RESERVES                   | 5,723,622                             | 3,070,755        | 3,070,755        | 0              | 0              | 2,652,867                              |
| DESIGNATIONS                       | 0                                     | 0                | 0                | 149,942        | 149,942        | 149,942                                |
| <b>TOTAL ROAD FUND</b>             | <b>5,723,622</b>                      | <b>3,070,755</b> | <b>3,070,755</b> | <b>149,942</b> | <b>149,942</b> | <b>2,802,809</b>                       |
| <b>0003 FISH AND GAME</b>          |                                       |                  |                  |                |                |  |
| GENERAL RESERVES                   | 1,570                                 | 0                | 0                | 0              | 0              | 1,570                                  |
| <b>0004 CHILD ABUSE PREVENTION</b> |                                       |                  |                  |                |                |  |
| DESIGNATIONS                       | 0                                     | 0                | 0                | 0              | 0              | 0                                      |
| <b>0005 COUNTY FAIR</b>            |                                       |                  |                  |                |                |  |
| DESIGNATIONS                       | 0                                     | 0                | 0                | 0              | 0              | 0                                      |
| <b>0011 TITLE III</b>              |                                       |                  |                  |                |                |  |
| DESIGNATIONS                       | 0                                     | 0                | 0                | 0              | 0              | 0                                      |
| <b>0013 SOCIAL SERVICES</b>        |                                       |                  |                  |                |                |  |
| DESIGNATIONS                       | 0                                     | 0                | 0                | 0              | 0              | 0                                      |
| <b>0014 MENTAL HEALTH</b>          |                                       |                  |                  |                |                |  |
| GENERAL RESERVES                   | 6,123,283                             | 0                | 0                | 0              | 0              | 6,123,283                              |
| DESIGNATIONS                       | 251,200                               | 0                | 0                | 0              | 0              | 251,200                                |
| <b>TOTAL MENTAL HEALTH</b>         | <b>6,374,483</b>                      | <b>0</b>         | <b>0</b>         | <b>0</b>       | <b>0</b>       | <b>6,374,483</b>                       |
| <b>0015 PUBLIC HEALTH</b>          |                                       |                  |                  |                |                |  |
| GENERAL RESERVES                   | 562,242                               | 0                | 0                | 0              | 0              | 562,242                                |
| DESIGNATIONS                       | 0                                     | 0                | 0                | 0              | 0              | 0                                      |
| <b>TOTAL PUBLIC HEALTH</b>         | <b>562,242</b>                        | <b>0</b>         | <b>0</b>         | <b>0</b>       | <b>0</b>       | <b>562,242</b>                         |
| <b>0016 ALCOHOL &amp; DRUG</b>     |                                       |                  |                  |                |                |  |
| DESIGNATIONS                       | 0                                     | 0                | 0                | 0              | 0              | 0                                      |

| DESCRIPTION                   | RESERVES/<br>DSGNTNS<br>June 30, 2014 | DECREASES   |           | INCREASES   |         | TOTAL<br>RSRV/DSGNTS<br>FOR BUGET YEAR |
|-------------------------------|---------------------------------------|-------------|-----------|-------------|---------|--|
|                               |                                       | RECOMMENDED | ADOPTED   | RECOMMENDED | ADOPTED |  |
| 0025 COUNTY LOCAL REV AB 109  |                                       |             |           |             |         |  |
| DESIGNATIONS                  | 0                                     | 0           | 0         | 0           | 0       | 0                                      |
| 0035 CHILD SUPPORT            |                                       |             |           |             |         |  |
| GENERAL RESERVES              | 166,564                               | 0           | 0         | 0           | 0       | 166,564                                |
| DESIGNATIONS                  | 0                                     | 0           | 0         | 0           | 0       | 0                                      |
| TOTAL CHILD SUPPORT           | 166,564                               | 0           | 0         | 0           | 0       | 166,564                                |
| 0037 DNA PENALTY              |                                       |             |           |             |         |  |
| DESIGNATIONS                  | 0                                     | 0           | 0         | 0           | 0       | 0                                      |
| 0046 PROBATION GRANTS         |                                       |             |           |             |         |  |
| DESIGNATIONS                  | 0                                     | 0           | 0         | 0           | 0       | 0                                      |
| 0053 TOBACCO SETTLEMENT FUND  |                                       |             |           |             |         |  |
| GENERAL RESERVES              | 302,012                               | 0           | 0         | 0           | 0       | 302,012                                |
| DESIGNATIONS                  | 0                                     | 0           | 0         | 0           | 0       | 0                                      |
| TOTAL TOBACCO SETTLEMENT FUND | 302,012                               | 0           | 0         | 0           | 0       | 302,012                                |
| 0057 SOLID WASTE GRANTS       |                                       |             |           |             |         |  |
| DESIGNATION                   | 0                                     | 0           | 0         | 0           | 0       | 0                                      |
| 0062 RECORDERS FUNDS          |                                       |             |           |             |         |  |
| DESIGNATIONS                  | 0                                     | 0           | 0         | 0           | 0       | 0                                      |
| 0064 DOMESTIC VIOLENCE        |                                       |             |           |             |         |  |
| DESIGNATIONS                  | 0                                     | 0           | 0         | 0           | 0       | 0                                      |
| 0067 HAVA ELECTIONS           |                                       |             |           |             |         |  |
| DESIGNATIONS                  | 0                                     | 0           | 0         | 0           | 0       | 0                                      |
| TOTAL SPECIAL REVENUE FUNDS   | 20,577,614                            | 3,070,755   | 3,070,755 | 149,942     | 149,942 | 17,614,981                             |
| CAPITAL PROJECT FUNDS         |                                       |             |           |             |         |  |
| 0093 CRIME JUST.CONSTRUCTION  |                                       |             |           |             |         |  |
| DESIGNATIONS                  | 0                                     | 0           | 0         | 0           | 0       | 0                                      |
| TOTAL CAPITAL PROJECT FUNDS   | 0                                     | 0           | 0         | 0           | 0       | 0                                      |
| TOTAL BY GOVERNMENTAL FUNDS   | 23,600,739                            | 3,070,755   | 3,070,755 | 149,942     | 149,942 | 20,638,106                             |

| DESCRIPTION                    | 2012-13<br>ACTUAL | 2013-14<br>ACTUAL | 2014-15<br>RECOMMENDED | 2014-15<br>ADOPTED |
|--------------------------------|-------------------|-------------------|------------------------|--------------------|
| <b>SUMMARIZATION BY SOURCE</b> |                   |                   |                        |                    |
| TAX REVENUE                    | 14,737,974        | 15,526,805        | 14,097,324             | 14,540,467         |
| LICENSES & PERMITS             | 560,781           | 717,507           | 546,000                | 567,000            |
| FINES & PENALTIES              | 305,672           | 297,961           | 276,750                | 289,750            |
| USE OF MONEY & PROPERTY        | 432,406           | 365,408           | 370,962                | 371,562            |
| STATE & FEDERAL AID            | 29,282,180        | 30,324,483        | 29,067,230             | 30,067,568         |
| CHARGES FOR SERVICES           | 4,200,754         | 3,963,552         | 3,465,751              | 5,001,489          |
| OTHER REVENUE                  | 753,676           | 651,723           | 455,716                | 522,392            |
| TRANSFER                       | 13,414,256        | 14,037,358        | 15,061,860             | 17,408,704         |
| TOTAL SUMMARIZATION BY SOURCE  | 63,687,698        | 65,884,798        | 63,341,593             | 68,768,932         |
| <b>SUMMARIZATION BY FUND</b>   |                   |                   |                        |                    |
| GENERAL                        | 28,330,668        | 28,587,037        | 25,978,557             | 27,406,152         |
| ROAD                           | 5,317,074         | 7,220,234         | 12,090,658             | 12,280,616         |
| FISH AND GAME                  | 9,188             | 2,495             | 6,750                  | 6,750              |
| CHILD ABUSE PREVENTION         | 118,945           | 47,204            | 45,850                 | 45,850             |
| COUNTY FAIR                    | 420,502           | 446,565           | 434,663                | 434,663            |
| AUD- CO LOCAL REV 2011         | 5,263,224         | 5,568,584         |                        |                    |
| TITLE III                      | 272,581           | 245,559           |                        |                    |
| DEPT. SOCIAL SERVICES          | 8,301,426         | 8,432,871         | 11,467,345             | 11,567,345         |
| MENTAL HEALTH                  | 5,165,000         | 5,060,861         | 4,755,763              | 4,757,806          |
| PUBLIC HEALTH                  | 4,474,308         | 4,176,743         | 3,770,473              | 5,353,317          |
| ALCOHOL & DRUG                 | 239,047           | 887,126           | 734,143                | 797,018            |
| SHERIFF GRANTS                 | 2,456,115         | 1,888,927         | 2,043,596              | 2,246,678          |
| CLSD***PROP 40/ST BND REC      |                   |                   |                        |                    |
| COUNTY LOCAL REV AB109         | 144,628           | 534,359           |                        | 738,439            |
| CHILD SUPPORT                  | 677,323           | 717,477           | 842,958                | 842,958            |
| DNA PENALTY (PROP 69)          | 10,306            | 7,975             | 4,000                  | 7,000              |
| PROB GRANT DEPT(S)             | 855,756           | 541,418           | 860,056                | 869,334            |
| CLSD***LKE DAVIS STTLMNT       |                   |                   |                        |                    |
| TOBACCO SETTLEMENT FUND        | 256,445           | 200,917           | 200,000                | 75,000             |
| SW GRANTS (PW)                 | 20,084            | 10,047            | 10,040                 | 10,040             |
| RECORDERS FUND                 | 62,129            | 50,778            | 52,539                 | 52,539             |
| ANIMAL CONT. SPAY/NEUTER       | 719               | 1,107             | 1,000                  | 1,000              |
| DOMESTIC VIOL ASSISTANCE       | 2,878             | 4,205             | 3,009                  | 3,009              |
| HAVA - ELECTIONS               | 213               | 108               | 193                    | 193                |
| CLSD***QLG LITIGATN            |                   |                   |                        |                    |
| CRIMINAL JUS. CONST. FUND      | 54,337            | 54,279            | 40,000                 | 50,500             |
| CAPITAL IMPROVEMENTS           | 1,234,800         | 1,197,922         |                        | 1,222,725          |
| TOTAL SUMMARIZATION BY FUND    | 63,687,698        | 65,884,798        | 63,341,593             | 68,768,932         |

| DESCRIPTION                        | 2012-13<br>ACTUAL | 2013-14<br>ACTUAL | 2014-15<br>RECOMMENDED | 2014-15<br>ADOPTED |
|------------------------------------|-------------------|-------------------|------------------------|--------------------|
| <b>GENERAL FUND</b>                |                   |                   |                        |                    |
| <b>GENERAL</b>                     |                   |                   |                        |                    |
| <b>TAX REVENUE</b>                 |                   |                   |                        |                    |
| PROPERTY TAXES                     | 9,719,010         | 9,750,308         | 9,698,000              | 9,861,957          |
| PENALTIES                          | 175,760           | 1,309,608         | 180,000                | 180,000            |
| OTHER TAXES                        | 4,820,993         | 4,445,799         | 4,200,000              | 4,479,186          |
| TOTAL TAX REVENUE                  | 14,715,762        | 15,505,715        | 14,078,000             | 14,521,143         |
| <b>LICENSES &amp; PERMITS</b>      |                   |                   |                        |                    |
| LICENSES                           | 14,081            | 25,022            | 18,000                 | 21,000             |
| PERMITS                            | 480,057           | 616,831           | 455,000                | 473,000            |
| TOTAL LICENSES & PERMITS           | 494,138           | 641,853           | 473,000                | 494,000            |
| <b>FINES &amp; PENALTIES</b>       |                   |                   |                        |                    |
| FINES                              | 4,994             | 1,594             | 1,200                  | 1,200              |
| OTHER COURT FINES                  | 58                | 84                | 50                     | 50                 |
| PENALTIES                          | 213,411           | 219,798           | 223,000                | 223,000            |
| TOTAL FINES & PENALTIES            | 218,462           | 221,477           | 224,250                | 224,250            |
| <b>USE OF MONEY &amp; PROPERTY</b> |                   |                   |                        |                    |
| INTEREST                           | 16,763            | 11,042            | 14,005                 | 14,005             |
| RENTS & CONC. GENERAL              | 62,495            | 49,597            | 45,190                 | 45,190             |
| TOTAL USE OF MONEY & PROPERTY      | 79,258            | 60,638            | 59,195                 | 59,195             |
| <b>STATE &amp; FEDERAL AID</b>     |                   |                   |                        |                    |
| STATE AID                          | 1,219,984         | 1,005,706         | 1,061,787              | 1,084,414          |
| FEDERAL AID                        | 838,413           | 563,263           | 575,431                | 588,816            |
| TOTAL STATE & FEDERAL AID          | 2,058,396         | 1,568,969         | 1,637,218              | 1,673,230          |
| <b>CHARGES FOR SERVICES</b>        |                   |                   |                        |                    |
| ASSESSMENT & TAX COLL.FEE          | 494,047           | 516,761           | 450,060                | 485,060            |
| AUDITING & ACCOUNTING FEE          | 39,019            | 41,186            | 30,550                 | 30,550             |
| ELECTION SERVICES                  | 25,326            | 22,131            | 18,844                 | 26,935             |
| LEGAL SERVICES                     | 9,642             | 8,290             | 8,000                  | 8,000              |
| PLAN,ENG, BLDG SERVICES            | 19,605            | 23,349            | 11,925                 | 11,925             |
| AGRICULTURAL SERVICES              | 35,436            | 38,652            | 35,300                 | 35,300             |
| CIVIL PROCESSING SERVICES          | 10,223            | 9,194             | 8,100                  | 9,100              |
| COURT FEES & COST                  | 47,911            | 45,464            | 42,400                 | 42,400             |
| ESTATE FEES                        | 11,595            | 12,987            | 6,185                  | 5,185              |
| HUMANE SERVICES                    | 14,322            | 13,624            | 13,200                 | 13,500             |
| LAW ENFORCEMENT SERVICES           | 126,989           | 136,641           | 114,440                | 115,240            |
| RECORDING FEES                     | 146,238           | 143,115           | 124,800                | 129,800            |
| HEALTH FEES                        | 6,785             | 8,483             | 6,485                  | 6,485              |
| CALIFORNIA CHILDREN SEVR.          | 6                 | 1                 | 10                     | 10                 |
| SANITATION SERVICES                | 191,696           | 215,878           | 198,000                | 193,378            |
| INST. CARE & SERVICES              | 8,819             | 3,165             | 3,500                  | 3,500              |
| LIBRARY SERVICES                   | 7,066             | 7,151             | 8,000                  | 8,000              |
| PARK & REC. FEES                   | 10,605            | 7,695             | 10,125                 | 10,125             |
| OTHER SERVICES                     | 1,781,129         | 1,694,825         | 1,302,045              | 1,315,941          |
| TOTAL CHARGES FOR SERVICES         | 2,986,456         | 2,948,592         | 2,391,969              | 2,450,434          |
| <b>OTHER REVENUE</b>               |                   |                   |                        |                    |
| OTHER REVENUE                      | 75,401            | 39,078            | 500                    | 500                |
| OTHER SALES                        |                   |                   |                        |                    |
| MISCELLANEOUS REVENUE              | 227,005           | 259,542           | 195,700                | 256,000            |
| FAIR MISCELLANEOUS                 |                   | 89                |                        |                    |
| CONT. FROM OTHER AGENCYS           | 160,648           | 105,206           | 96,308                 | 96,684             |
| TOTAL OTHER REVENUE                | 463,054           | 403,914           | 292,508                | 353,184            |
| <b>TRANSFER</b>                    |                   |                   |                        |                    |
| TRANSFER                           | 5,815,966         | 5,832,876         | 5,843,294              | 6,127,966          |
| TRANSFER                           | 1,499,175         | 1,403,003         | 979,123                | 1,502,750          |
| TOTAL TRANSFER                     | 7,315,141         | 7,235,879         | 6,822,417              | 7,630,716          |
| <b>TOTAL GENERAL</b>               | <b>28,330,668</b> | <b>28,587,037</b> | <b>25,978,557</b>      | <b>27,406,152</b>  |
| <b>TOTAL GENERAL FUND</b>          | <b>28,330,668</b> | <b>28,587,037</b> | <b>25,978,557</b>      | <b>27,406,152</b>  |
| <b>SPECIAL REV NON-MAJOR</b>       |                   |                   |                        |                    |
| <b>FISH AND GAME</b>               |                   |                   |                        |                    |
| <b>FINES &amp; PENALTIES</b>       |                   |                   |                        |                    |
| OTHER COURT FINES                  | 1,661             | 698               | 1,000                  | 1,000              |
| TOTAL FINES & PENALTIES            | 1,661             | 698               | 1,000                  | 1,000              |
| <b>USE OF MONEY &amp; PROPERTY</b> |                   |                   |                        |                    |
| INTEREST                           | 666               | 284               | 500                    | 500                |



| DESCRIPTION                         | 2012-13<br>ACTUAL | 2013-14<br>ACTUAL | 2014-15<br>RECOMMENDED | 2014-15<br>ADOPTED |
|-------------------------------------|-------------------|-------------------|------------------------|--------------------|
| SPECIAL REV NON-MAJOR (CONTINUED)   |                   |                   |                        |                    |
| FISH AND GAME (CONTINUED)           |                   |                   |                        |                    |
| USE OF MONEY & PROPERTY (CONTINUED) |                   |                   |                        |                    |
| TOTAL USE OF MONEY & PROPERTY       | 666               | 284               | 500                    | 500                |
| STATE & FEDERAL AID                 |                   |                   |                        |                    |
| FEDERAL AID                         | 195               | 180               | 250                    | 250                |
| TOTAL STATE & FEDERAL AID           | 195               | 180               | 250                    | 250                |
| OTHER REVENUE                       |                   |                   |                        |                    |
| MISCELLANEOUS REVENUE               | 6,667             | 1,333             | 5,000                  | 5,000              |
| TOTAL OTHER REVENUE                 | 6,667             | 1,333             | 5,000                  | 5,000              |
| TOTAL FISH AND GAME                 | 9,188             | 2,495             | 6,750                  | 6,750              |
| CHILD ABUSE PREVENTION              |                   |                   |                        |                    |
| USE OF MONEY & PROPERTY             |                   |                   |                        |                    |
| INTEREST                            | 153               | 93                | 50                     | 50                 |
| RENTS & CONC. GENERAL               | 360               | 400               | 300                    | 300                |
| TOTAL USE OF MONEY & PROPERTY       | 513               | 493               | 350                    | 350                |
| STATE & FEDERAL AID                 |                   |                   |                        |                    |
| FEDERAL AID                         | 28,173            | 28,190            | 28,000                 | 28,000             |
| TOTAL STATE & FEDERAL AID           | 28,173            | 28,190            | 28,000                 | 28,000             |
| CHARGES FOR SERVICES                |                   |                   |                        |                    |
| CALIFORNIA CHILDREN SEVR.           | 2,739             | 2,531             | 2,500                  | 2,500              |
| TOTAL CHARGES FOR SERVICES          | 2,739             | 2,531             | 2,500                  | 2,500              |
| OTHER REVENUE                       |                   |                   |                        |                    |
| OTHER REVENUE                       | 71,000            |                   |                        |                    |
| CONT. FROM OTHER AGENCYS            | 16,520            | 15,989            | 15,000                 | 15,000             |
| TOTAL OTHER REVENUE                 | 87,520            | 15,989            | 15,000                 | 15,000             |
| TOTAL CHILD ABUSE PREVENTION        | 118,945           | 47,204            | 45,850                 | 45,850             |
| COUNTY FAIR                         |                   |                   |                        |                    |
| TAX REVENUE                         |                   |                   |                        |                    |
| OTHER TAXES                         | 1,813             | 1,873             | 1,000                  | 1,000              |
| TOTAL TAX REVENUE                   | 1,813             | 1,873             | 1,000                  | 1,000              |
| USE OF MONEY & PROPERTY             |                   |                   |                        |                    |
| INTEREST                            | 157               | 57                |                        |                    |
| RENTS & CONCESSIONS SPACE           | 19,677            | 18,025            | 20,900                 | 20,900             |
| RENTS & CONC. CONC. SPACE           | 65,816            | 66,472            | 69,000                 | 69,000             |
| RENTS & CONC. INTERIM               | 124,846           | 125,608           | 131,000                | 131,000            |
| TOTAL USE OF MONEY & PROPERTY       | 210,496           | 210,162           | 220,900                | 220,900            |
| STATE & FEDERAL AID                 |                   |                   |                        |                    |
| STATE AID                           | 36,068            | 36,000            |                        |                    |
| TOTAL STATE & FEDERAL AID           | 36,068            | 36,000            |                        |                    |
| CHARGES FOR SERVICES                |                   |                   |                        |                    |
| COURT FEES & COST                   | 423               | 352               |                        |                    |
| OTHER SERVICES                      | 12,326            | 13,170            | 13,500                 | 13,500             |
| FAIR ADMISSION FEES                 | 27,179            | 29,925            | 28,000                 | 28,000             |
| FAIR EXHIBIT FEES                   | 10,241            | 8,979             | 10,700                 | 10,700             |
| FAIR HORSE SHOW                     | 1,736             | 930               | 1,750                  | 1,750              |
| FAIR ATTRACTION REVENUE             |                   |                   | 4,500                  | 4,500              |
| TOTAL CHARGES FOR SERVICES          | 51,905            | 53,355            | 58,450                 | 58,450             |
| OTHER REVENUE                       |                   |                   |                        |                    |
| MISCELLANEOUS REVENUE               | 7,984             | 4,501             | 5,800                  | 5,800              |
| FAIR MISCELLANEOUS                  | 20,440            | 20,242            | 20,100                 | 20,100             |
| CONT. FROM OTHER AGENCYS            | 5,000             | 5,000             | 5,000                  | 5,000              |
| TOTAL OTHER REVENUE                 | 33,424            | 29,743            | 30,900                 | 30,900             |
| TRANSFER                            |                   |                   |                        |                    |
| TRANSFER                            | 71,798            | 110,432           | 118,414                | 118,414            |
| TRANSFER                            | 14,999            | 4,999             | 4,999                  | 4,999              |
| TOTAL TRANSFER                      | 86,797            | 115,431           | 123,413                | 123,413            |
| TOTAL COUNTY FAIR                   | 420,502           | 446,565           | 434,663                | 434,663            |
| AUD- CO LOCAL REV 2011              |                   |                   |                        |                    |
| STATE & FEDERAL AID                 |                   |                   |                        |                    |
| STATE AID                           | 5,263,224         | 5,568,584         |                        |                    |

| DESCRIPTION                        | 2012-13<br>ACTUAL | 2013-14<br>ACTUAL | 2014-15<br>RECOMMENDED | 2014-15<br>ADOPTED |
|------------------------------------|-------------------|-------------------|------------------------|--------------------|
| SPECIAL REV NON-MAJOR (CONTINUED)  |                   |                   |                        |                    |
| AUD- CO LOCAL REV 2011 (CONTINUED) |                   |                   |                        |                    |
| STATE & FEDERAL AID (CONTINUED)    |                   |                   |                        |                    |
| TOTAL STATE & FEDERAL AID          | 5,263,224         | 5,568,584         |                        |                    |
| TOTAL AUD- CO LOCAL REV 2011       | 5,263,224         | 5,568,584         |                        |                    |
| TITLE III                          |                   |                   |                        |                    |
| USE OF MONEY & PROPERTY            |                   |                   |                        |                    |
| INTEREST                           | 97                | 76                |                        |                    |
| TOTAL USE OF MONEY & PROPERTY      | 97                | 76                |                        |                    |
| STATE & FEDERAL AID                |                   |                   |                        |                    |
| FEDERAL AID                        | 272,484           | 245,483           |                        |                    |
| TOTAL STATE & FEDERAL AID          | 272,484           | 245,483           |                        |                    |
| TRANSFER                           |                   |                   |                        |                    |
| TRANSFER                           |                   |                   |                        |                    |
| TOTAL TRANSFER                     |                   |                   |                        |                    |
| TOTAL TITLE III                    | 272,581           | 245,559           |                        |                    |
| ALCOHOL & DRUG                     |                   |                   |                        |                    |
| FINES & PENALTIES                  |                   |                   |                        |                    |
| PENALTIES                          | 3,294             | 3,650             | 5,000                  | 5,000              |
| TOTAL FINES & PENALTIES            | 3,294             | 3,650             | 5,000                  | 5,000              |
| USE OF MONEY & PROPERTY            |                   |                   |                        |                    |
| INTEREST                           | 29                | 23                |                        |                    |
| TOTAL USE OF MONEY & PROPERTY      | 29                | 23                |                        |                    |
| STATE & FEDERAL AID                |                   |                   |                        |                    |
| STATE AID                          |                   |                   |                        |                    |
| FEDERAL AID                        |                   | 525,216           | 422,943                | 484,818            |
| TOTAL STATE & FEDERAL AID          |                   | 525,216           | 422,943                | 484,818            |
| CHARGES FOR SERVICES               |                   |                   |                        |                    |
| ASSESSMENT & TAX COLL.FEE          | 5,858             | 9,673             | 10,000                 | 10,000             |
| ALCOHOL & DRUG SERVICE             | 1,251             | 19                |                        |                    |
| HEALTH FEES                        | 8,345             | 4,483             | 5,100                  | 5,100              |
| OTHER SERVICES                     | 357               | 214               | 100                    | 100                |
| TOTAL CHARGES FOR SERVICES         | 15,811            | 14,389            | 15,200                 | 15,200             |
| OTHER REVENUE                      |                   |                   |                        |                    |
| FAIR MISCELLANEOUS                 |                   | 900               |                        | 1,000              |
| TOTAL OTHER REVENUE                |                   | 900               |                        | 1,000              |
| TRANSFER                           |                   |                   |                        |                    |
| TRANSFER                           | 220,547           | 342,947           | 291,000                | 291,000            |
| TRANSFER                           | -634              |                   |                        |                    |
| TOTAL TRANSFER                     | 219,913           | 342,947           | 291,000                | 291,000            |
| TOTAL ALCOHOL & DRUG               | 239,047           | 887,126           | 734,143                | 797,018            |
| SHERIFF GRANTS                     |                   |                   |                        |                    |
| TAX REVENUE                        |                   |                   |                        |                    |
| PROPERTY TAXES                     | 19,476            | 18,264            | 17,924                 | 17,924             |
| TOTAL TAX REVENUE                  | 19,476            | 18,264            | 17,924                 | 17,924             |
| FINES & PENALTIES                  |                   |                   |                        |                    |
| FINES                              | 17,197            | 3,141             |                        |                    |
| TOTAL FINES & PENALTIES            | 17,197            | 3,141             |                        |                    |
| USE OF MONEY & PROPERTY            |                   |                   |                        |                    |
| INTEREST                           | 564               | 226               | 43                     | 143                |
| TOTAL USE OF MONEY & PROPERTY      | 564               | 226               | 43                     | 143                |
| STATE & FEDERAL AID                |                   |                   |                        |                    |
| STATE AID                          | 1,108,432         | 602,995           | 851,428                | 684,682            |
| FEDERAL AID                        | 276,324           | 100,595           |                        | 319                |
| TOTAL STATE & FEDERAL AID          | 1,384,756         | 703,590           | 851,428                | 685,001            |
| CHARGES FOR SERVICES               |                   |                   |                        |                    |
| LAW ENFORCEMENT SERVICES           | 4,223             | 3,754             | 3,300                  | 3,600              |
| OTHER SERVICES                     | 3,380             | 15,809            | 16,000                 | 16,000             |
| TOTAL CHARGES FOR SERVICES         | 7,603             | 19,563            | 19,300                 | 19,600             |

| DESCRIPTION                       | 2012-13<br>ACTUAL | 2013-14<br>ACTUAL | 2014-15<br>RECOMMENDED | 2014-15<br>ADOPTED |
|-----------------------------------|-------------------|-------------------|------------------------|--------------------|
| SPECIAL REV NON-MAJOR (CONTINUED) |                   |                   |                        |                    |
| SHERIFF GRANTS (CONTINUED)        |                   |                   |                        |                    |
| OTHER REVENUE                     |                   |                   |                        |                    |
| MISCELLANEOUS REVENUE             | 42,047            | 39,659            | 30,000                 | 35,000             |
| CONT. FROM OTHER AGENCYS          | 36,971            |                   |                        |                    |
| TOTAL OTHER REVENUE               | 79,018            | 39,659            | 30,000                 | 35,000             |
| TRANSFER                          |                   |                   |                        |                    |
| TRANSFER                          | 672,274           | 916,049           | 831,000                | 1,195,097          |
| TRANSFER                          | 275,227           | 188,436           | 293,901                | 293,913            |
| TOTAL TRANSFER                    | 947,500           | 1,104,484         | 1,124,901              | 1,489,010          |
| TOTAL SHERIFF GRANTS              | 2,456,115         | 1,888,927         | 2,043,596              | 2,246,678          |
| CLSD***PROP 40/ST BND REC         |                   |                   |                        |                    |
| USE OF MONEY & PROPERTY           |                   |                   |                        |                    |
| INTEREST                          |                   |                   |                        |                    |
| TOTAL USE OF MONEY & PROPERTY     |                   |                   |                        |                    |
| STATE & FEDERAL AID               |                   |                   |                        |                    |
| STATE AID                         |                   |                   |                        |                    |
| TOTAL STATE & FEDERAL AID         |                   |                   |                        |                    |
| TOTAL CLSD***PROP 40/ST BND REC   |                   |                   |                        |                    |
| COUNTY LOCAL REV AB109            |                   |                   |                        |                    |
| USE OF MONEY & PROPERTY           |                   |                   |                        |                    |
| INTEREST                          | 22                | 17                |                        |                    |
| TOTAL USE OF MONEY & PROPERTY     | 22                | 17                |                        |                    |
| STATE & FEDERAL AID               |                   |                   |                        |                    |
| STATE AID                         | 144,607           | 534,342           |                        | 738,439            |
| TOTAL STATE & FEDERAL AID         | 144,607           | 534,342           |                        | 738,439            |
| TOTAL COUNTY LOCAL REV AB109      | 144,628           | 534,359           |                        | 738,439            |
| CHILD SUPPORT                     |                   |                   |                        |                    |
| USE OF MONEY & PROPERTY           |                   |                   |                        |                    |
| INTEREST                          | 1,535             | 772               |                        |                    |
| TOTAL USE OF MONEY & PROPERTY     | 1,535             | 772               |                        |                    |
| STATE & FEDERAL AID               |                   |                   |                        |                    |
| STATE AID                         | 213,944           | 227,621           | 286,606                | 286,606            |
| FEDERAL AID                       | 461,844           | 489,209           | 556,352                | 556,352            |
| TOTAL STATE & FEDERAL AID         | 675,788           | 716,830           | 842,958                | 842,958            |
| OTHER REVENUE                     |                   |                   |                        |                    |
| FAIR MISCELLANEOUS                |                   | -125              |                        |                    |
| TOTAL OTHER REVENUE               |                   | -125              |                        |                    |
| TOTAL CHILD SUPPORT               | 677,323           | 717,477           | 842,958                | 842,958            |
| DNA PENALTY (PROP 69)             |                   |                   |                        |                    |
| FINES & PENALTIES                 |                   |                   |                        |                    |
| PENALTIES                         | 10,177            | 7,958             | 4,000                  | 7,000              |
| TOTAL FINES & PENALTIES           | 10,177            | 7,958             | 4,000                  | 7,000              |
| USE OF MONEY & PROPERTY           |                   |                   |                        |                    |
| INTEREST                          | 129               | 17                |                        |                    |
| TOTAL USE OF MONEY & PROPERTY     | 129               | 17                |                        |                    |
| TOTAL DNA PENALTY (PROP 69)       | 10,306            | 7,975             | 4,000                  | 7,000              |
| PROB GRANT DEPT(S)                |                   |                   |                        |                    |
| FINES & PENALTIES                 |                   |                   |                        |                    |
| OTHER COURT FINES                 | 838               | 1,326             | 1,500                  | 1,500              |
| TOTAL FINES & PENALTIES           | 838               | 1,326             | 1,500                  | 1,500              |
| USE OF MONEY & PROPERTY           |                   |                   |                        |                    |
| INTEREST                          | 2,642             | 1,679             | 2,635                  | 2,635              |
| TOTAL USE OF MONEY & PROPERTY     | 2,642             | 1,679             | 2,635                  | 2,635              |
| STATE & FEDERAL AID               |                   |                   |                        |                    |
| STATE AID                         | 586,322           | 341,503           | 639,076                | 643,354            |

| DESCRIPTION                       | 2012-13<br>ACTUAL | 2013-14<br>ACTUAL | 2014-15<br>RECOMMENDED | 2014-15<br>ADOPTED |
|-----------------------------------|-------------------|-------------------|------------------------|--------------------|
| SPECIAL REV NON-MAJOR (CONTINUED) |                   |                   |                        |                    |
| PROB GRANT DEPT(S) (CONTINUED)    |                   |                   |                        |                    |
| STATE & FEDERAL AID (CONTINUED)   |                   |                   |                        |                    |
| FEDERAL AID                       | 33,872            |                   |                        |                    |
| TOTAL STATE & FEDERAL AID         | 620,194           | 341,503           | 639,076                | 643,354            |
| TRANSFER                          |                   |                   |                        |                    |
| TRANSFER                          | 147,845           | 120,392           | 201,845                | 201,845            |
| TRANSFER                          | 84,237            | 76,519            | 15,000                 | 20,000             |
| TOTAL TRANSFER                    | 232,082           | 196,910           | 216,845                | 221,845            |
| TOTAL PROB GRANT DEPT(S)          | 855,756           | 541,418           | 860,056                | 869,334            |
| CLSD***LKE DAVIS STTLMNT          |                   |                   |                        |                    |
| USE OF MONEY & PROPERTY           |                   |                   |                        |                    |
| INTEREST                          |                   |                   |                        |                    |
| TOTAL USE OF MONEY & PROPERTY     |                   |                   |                        |                    |
| TOTAL CLSD***LKE DAVIS STTLMNT    |                   |                   |                        |                    |
| TOBACCO SETTLEMENT FUND           |                   |                   |                        |                    |
| USE OF MONEY & PROPERTY           |                   |                   |                        |                    |
| INTEREST                          |                   |                   |                        |                    |
| TOTAL USE OF MONEY & PROPERTY     | 1,120             | 917               |                        |                    |
| STATE & FEDERAL AID               |                   |                   |                        |                    |
| STATE AID                         | 67,980            |                   | 200,000                |                    |
| TOTAL STATE & FEDERAL AID         | 67,980            |                   | 200,000                |                    |
| TRANSFER                          |                   |                   |                        |                    |
| TRANSFER                          | 187,345           | 200,000           |                        | 75,000             |
| TOTAL TRANSFER                    | 187,345           | 200,000           |                        | 75,000             |
| TOTAL TOBACCO SETTLEMENT FUND     | 256,445           | 200,917           | 200,000                | 75,000             |
| SW GRANTS (PW)                    |                   |                   |                        |                    |
| USE OF MONEY & PROPERTY           |                   |                   |                        |                    |
| INTEREST                          |                   |                   |                        |                    |
| TOTAL USE OF MONEY & PROPERTY     | 84                | 47                | 40                     | 40                 |
| STATE & FEDERAL AID               |                   |                   |                        |                    |
| STATE AID                         | 20,000            | 10,000            | 10,000                 | 10,000             |
| TOTAL STATE & FEDERAL AID         | 20,000            | 10,000            | 10,000                 | 10,000             |
| TOTAL SW GRANTS (PW)              | 20,084            | 10,047            | 10,040                 | 10,040             |
| RECORDERS FUND                    |                   |                   |                        |                    |
| USE OF MONEY & PROPERTY           |                   |                   |                        |                    |
| INTEREST                          |                   |                   |                        |                    |
| TOTAL USE OF MONEY & PROPERTY     | 1,640             | 859               | 1,367                  | 1,367              |
| CHARGES FOR SERVICES              |                   |                   |                        |                    |
| RECORDING FEES                    | 59,073            | 48,222            | 50,000                 | 50,000             |
| HEALTH FEES                       | 1,416             | 1,698             | 1,172                  | 1,172              |
| TOTAL CHARGES FOR SERVICES        | 60,489            | 49,920            | 51,172                 | 51,172             |
| TOTAL RECORDERS FUND              | 62,129            | 50,778            | 52,539                 | 52,539             |
| ANIMAL CONT. SPAY/NEUTER          |                   |                   |                        |                    |
| FINES & PENALTIES                 |                   |                   |                        |                    |
| FINES                             | 717               | 1,110             | 1,000                  | 1,000              |
| TOTAL FINES & PENALTIES           | 717               | 1,110             | 1,000                  | 1,000              |
| USE OF MONEY & PROPERTY           |                   |                   |                        |                    |
| INTEREST                          |                   |                   |                        |                    |
| TOTAL USE OF MONEY & PROPERTY     | 2                 | -3                |                        |                    |
| OTHER REVENUE                     |                   |                   |                        |                    |
| MISCELLANEOUS REVENUE             |                   |                   |                        |                    |
| TOTAL OTHER REVENUE               |                   |                   |                        |                    |
| TRANSFER                          |                   |                   |                        |                    |
| TRANSFER                          |                   |                   |                        |                    |
| TOTAL TRANSFER                    |                   |                   |                        |                    |

| DESCRIPTION                          | 2012-13<br>ACTUAL | 2013-14<br>ACTUAL | 2014-15<br>RECOMMENDED | 2014-15<br>ADOPTED |
|--------------------------------------|-------------------|-------------------|------------------------|--------------------|
| SPECIAL REV NON-MAJOR (CONTINUED)    |                   |                   |                        |                    |
| ANIMAL CONT. SPAY/NEUTER (CONTINUED) |                   |                   |                        |                    |
| TOTAL ANIMAL CONT. SPAY/NEUTER       | 719               | 1,107             | 1,000                  | 1,000              |
| DOMESTIC VIOL ASSISTANCE             |                   |                   |                        |                    |
| LICENSES & PERMITS                   |                   |                   |                        |                    |
| MARRIAGE LICENSE                     | 2,862             | 4,193             | 3,000                  | 3,000              |
| TOTAL LICENSES & PERMITS             | 2,862             | 4,193             | 3,000                  | 3,000              |
| USE OF MONEY & PROPERTY              |                   |                   |                        |                    |
| INTEREST                             | 16                | 11                | 9                      | 9                  |
| TOTAL USE OF MONEY & PROPERTY        | 16                | 11                | 9                      | 9                  |
| TOTAL DOMESTIC VIOL ASSISTANCE       | 2,878             | 4,205             | 3,009                  | 3,009              |
| HAVA - ELECTIONS                     |                   |                   |                        |                    |
| USE OF MONEY & PROPERTY              |                   |                   |                        |                    |
| INTEREST                             | 213               | 108               | 193                    | 193                |
| TOTAL USE OF MONEY & PROPERTY        | 213               | 108               | 193                    | 193                |
| TOTAL HAVA - ELECTIONS               | 213               | 108               | 193                    | 193                |
| CLSD***QLG LITIGATN                  |                   |                   |                        |                    |
| USE OF MONEY & PROPERTY              |                   |                   |                        |                    |
| INTEREST                             |                   |                   |                        |                    |
| TOTAL USE OF MONEY & PROPERTY        |                   |                   |                        |                    |
| TOTAL CLSD***QLG LITIGATN            |                   |                   |                        |                    |
| TOTAL SPECIAL REV NON-MAJOR          | 10,810,084        | 11,154,850        | 5,238,797              | 6,130,471          |
| SPECIAL REV SOC SRV                  |                   |                   |                        |                    |
| DEPT. SOCIAL SERVICES                |                   |                   |                        |                    |
| USE OF MONEY & PROPERTY              |                   |                   |                        |                    |
| INTEREST                             | 10,945            | 9,006             | 6,000                  | 6,000              |
| TOTAL USE OF MONEY & PROPERTY        | 10,945            | 9,006             | 6,000                  | 6,000              |
| STATE & FEDERAL AID                  |                   |                   |                        |                    |
| STATE AID                            | 4,071,132         | 4,002,328         | 3,034,263              | 3,134,263          |
| FEDERAL AID                          | 1,826,751         | 1,874,803         | 3,594,657              | 3,594,657          |
| TOTAL STATE & FEDERAL AID            | 5,897,883         | 5,877,131         | 6,628,920              | 6,728,920          |
| OTHER REVENUE                        |                   |                   |                        |                    |
| REPAYMENT OF AID                     | 52,629            | 91,419            | 53,500                 | 53,500             |
| MISCELLANEOUS REVENUE                | 2,271             | 2,883             |                        |                    |
| CONT. FROM OTHER AGENCYS             | 1,558             | 2,220             | 3,208                  | 3,208              |
| TOTAL OTHER REVENUE                  | 56,458            | 96,523            | 56,708                 | 56,708             |
| TRANSFER                             |                   |                   |                        |                    |
| TRANSFER                             | 2,336,141         | 2,450,212         | 2,435,106              | 2,435,106          |
| TRANSFER                             |                   |                   | 2,340,611              | 2,340,611          |
| TOTAL TRANSFER                       | 2,336,141         | 2,450,212         | 4,775,717              | 4,775,717          |
| TOTAL DEPT. SOCIAL SERVICES          | 8,301,426         | 8,432,871         | 11,467,345             | 11,567,345         |
| TOTAL SPECIAL REV SOC SRV            | 8,301,426         | 8,432,871         | 11,467,345             | 11,567,345         |
| SPECIAL REV MNTL HLTH                |                   |                   |                        |                    |
| MENTAL HEALTH                        |                   |                   |                        |                    |
| USE OF MONEY & PROPERTY              |                   |                   |                        |                    |
| INTEREST                             | 48,507            | 26,779            | 29,780                 | 29,780             |
| TOTAL USE OF MONEY & PROPERTY        | 48,507            | 26,779            | 29,780                 | 29,780             |
| STATE & FEDERAL AID                  |                   |                   |                        |                    |
| STATE AID                            | 3,838,905         | 3,582,753         | 2,769,866              | 2,769,866          |
| FEDERAL AID                          | 173,766           | 138,666           | 189,811                | 191,045            |
| TOTAL STATE & FEDERAL AID            | 4,012,671         | 3,721,419         | 2,959,677              | 2,960,911          |
| CHARGES FOR SERVICES                 |                   |                   |                        |                    |
| HUMANE SERVICES                      | 7,782             | 26                | 10,000                 | 10,000             |
| HEALTH FEES                          | 229,409           | 160,221           | 176,434                | 176,839            |
| MENTAL HEALTH SERVICES               | 53,274            | 59,386            | 49,400                 | 49,400             |

| DESCRIPTION                       | 2012-13<br>ACTUAL | 2013-14<br>ACTUAL | 2014-15<br>RECOMMENDED | 2014-15<br>ADOPTED |
|-----------------------------------|-------------------|-------------------|------------------------|--------------------|
| SPECIAL REV MNTH HLTH (CONTINUED) |                   |                   |                        |                    |
| MENTAL HEALTH (CONTINUED)         |                   |                   |                        |                    |
| CHARGES FOR SERVICES (CONTINUED)  |                   |                   |                        |                    |
| OTHER SERVICES                    | 6,976             | 2,067             | 2,000                  | 2,000              |
| TOTAL CHARGES FOR SERVICES        | 297,441           | 221,699           | 237,834                | 238,239            |
| OTHER REVENUE                     |                   |                   |                        |                    |
| MISCELLANEOUS REVENUE             | 884               | 702               | 600                    | 600                |
| CONT. FROM OTHER AGENCYS          |                   | 5,512             |                        |                    |
| TOTAL OTHER REVENUE               | 884               | 6,214             | 600                    | 600                |
| TRANSFER                          |                   |                   |                        |                    |
| TRANSFER                          | 628,621           | 717,254           | 1,107,561              | 1,107,561          |
| TRANSFER                          | 176,878           | 367,495           | 420,311                | 420,715            |
| TOTAL TRANSFER                    | 805,498           | 1,084,749         | 1,527,872              | 1,528,276          |
| TOTAL MENTAL HEALTH               | 5,165,000         | 5,060,861         | 4,755,763              | 4,757,806          |
| TOTAL SPECIAL REV MNTH HLTH       | 5,165,000         | 5,060,861         | 4,755,763              | 4,757,806          |
| SPECIAL REV HEALTH                |                   |                   |                        |                    |
| PUBLIC HEALTH                     |                   |                   |                        |                    |
| USE OF MONEY & PROPERTY           |                   |                   |                        |                    |
| INTEREST                          | 2,205             | 1,011             | 1,550                  | 1,550              |
| TOTAL USE OF MONEY & PROPERTY     | 2,205             | 1,011             | 1,550                  | 1,550              |
| STATE & FEDERAL AID               |                   |                   |                        |                    |
| STATE AID                         | 3,164,386         | 3,194,329         | 2,814,117              | 2,935,044          |
| FEDERAL AID                       | 526,718           | 344,017           | 284,556                | 284,556            |
| TOTAL STATE & FEDERAL AID         | 3,691,103         | 3,538,346         | 3,098,673              | 3,219,600          |
| CHARGES FOR SERVICES              |                   |                   |                        |                    |
| COURT FEES & COST                 | 50,293            | 51,551            | 65,000                 | 65,000             |
| HEALTH FEES                       | 172,584           | 153,583           | 169,600                | 154,310            |
| MENTAL HEALTH SERVICES            | 321,940           | 242,096           | 261,055                | 266,353            |
| CALIFORNIA CHILDREN SEVR.         | 290               | 323               | 300                    | 300                |
| OTHER SERVICES                    |                   |                   |                        | 1,486,560          |
| TOTAL CHARGES FOR SERVICES        | 545,107           | 447,553           | 495,955                | 1,972,523          |
| OTHER REVENUE                     |                   |                   |                        |                    |
| MISCELLANEOUS REVENUE             | 12,256            | 7,391             |                        |                    |
| TOTAL OTHER REVENUE               | 12,256            | 7,391             |                        |                    |
| TRANSFER                          |                   |                   |                        |                    |
| TRANSFER                          | 223,636           | 130,468           | 103,295                | 103,295            |
| TRANSFER                          |                   | 51,975            | 71,000                 | 56,349             |
| TOTAL TRANSFER                    | 223,636           | 182,443           | 174,295                | 159,644            |
| TOTAL PUBLIC HEALTH               | 4,474,308         | 4,176,743         | 3,770,473              | 5,353,317          |
| TOTAL SPECIAL REV HEALTH          | 4,474,308         | 4,176,743         | 3,770,473              | 5,353,317          |
| SPECIAL REV ROAD                  |                   |                   |                        |                    |
| ROAD                              |                   |                   |                        |                    |
| TAX REVENUE                       |                   |                   |                        |                    |
| OTHER TAXES                       | 923               | 953               | 400                    | 400                |
| TOTAL TAX REVENUE                 | 923               | 953               | 400                    | 400                |
| LICENSES & PERMITS                |                   |                   |                        |                    |
| PERMITS                           | 63,780            | 71,461            | 70,000                 | 70,000             |
| TOTAL LICENSES & PERMITS          | 63,780            | 71,461            | 70,000                 | 70,000             |
| FINES & PENALTIES                 |                   |                   |                        |                    |
| CONSTRUCTION PERMITS              |                   | 4,933             |                        |                    |
| TOTAL FINES & PENALTIES           |                   | 4,933             |                        |                    |
| USE OF MONEY & PROPERTY           |                   |                   |                        |                    |
| INTEREST                          | 36,504            | 14,826            | 14,400                 | 14,400             |
| RENTS & CONC. GENERAL             | 33,989            | 36,526            | 34,000                 | 34,000             |
| TOTAL USE OF MONEY & PROPERTY     | 70,493            | 51,352            | 48,400                 | 48,400             |
| STATE & FEDERAL AID               |                   |                   |                        |                    |
| ** NOT FOUND **                   |                   | 1,110             |                        |                    |
| STATE & FEDERAL AID               |                   |                   | 1,325,500              | 1,325,500          |
| STATE AID                         | 2,821,877         | 4,184,083         | 4,405,805              | 4,559,805          |
| FEDERAL AID                       | 2,086,781         | 2,547,335         | 6,016,782              | 6,016,782          |

| DESCRIPTION                     | 2012-13<br>ACTUAL | 2013-14<br>ACTUAL | 2014-15<br>RECOMMENDED | 2014-15<br>ADOPTED |
|---------------------------------|-------------------|-------------------|------------------------|--------------------|
| SPECIAL REV ROAD (CONTINUED)    |                   |                   |                        |                    |
| ROAD (CONTINUED)                |                   |                   |                        |                    |
| STATE & FEDERAL AID (CONTINUED) |                   |                   |                        |                    |
| TOTAL STATE & FEDERAL AID       | 4,908,658         | 6,732,528         | 11,748,087             | 11,902,087         |
| CHARGES FOR SERVICES            |                   |                   |                        |                    |
| CHARGES FOR SERVICES            | 602               | 1,645             | 500                    | 500                |
| ASSESSMENT & TAX COLL.FEE       | 1,379             | 4,874             | 800                    | 800                |
| COURT FEES & COST               | 6                 | 230               | 10                     | 10                 |
| ROAD & STREET SERVICES          | 29,970            | 19,590            | 4,035                  | 4,035              |
| SANITATION SERVICES             |                   |                   |                        |                    |
| OTHER SERVICES                  | 201,246           | 179,610           | 188,026                | 188,026            |
| TOTAL CHARGES FOR SERVICES      | 233,204           | 205,948           | 193,371                | 193,371            |
| OTHER REVENUE                   |                   |                   |                        |                    |
| MISCELLANEOUS REVENUE           | 14,395            | 50,182            | 25,000                 | 25,000             |
| TOTAL OTHER REVENUE             | 14,395            | 50,182            | 25,000                 | 25,000             |
| TRANSFER                        |                   |                   |                        |                    |
| TRANSFER                        | 25,622            | 102,877           | 5,400                  | 41,358             |
| TOTAL TRANSFER                  | 25,622            | 102,877           | 5,400                  | 41,358             |
| TOTAL ROAD                      | 5,317,074         | 7,220,234         | 12,090,658             | 12,280,616         |
| TOTAL SPECIAL REV ROAD          | 5,317,074         | 7,220,234         | 12,090,658             | 12,280,616         |
| CAPITAL IMPROVEMENT FUNDS       |                   |                   |                        |                    |
| CRIMINAL JUS. CONST. FUND       |                   |                   |                        |                    |
| FINES & PENALTIES               |                   |                   |                        |                    |
| OTHER COURT FINES               | 53,327            | 53,668            | 40,000                 | 50,000             |
| TOTAL FINES & PENALTIES         | 53,327            | 53,668            | 40,000                 | 50,000             |
| USE OF MONEY & PROPERTY         |                   |                   |                        |                    |
| INTEREST                        | 1,011             | 611               |                        | 500                |
| TOTAL USE OF MONEY & PROPERTY   | 1,011             | 611               |                        | 500                |
| TOTAL CRIMINAL JUS. CONST. FUND | 54,337            | 54,279            | 40,000                 | 50,500             |
| CAPITAL IMPROVEMENTS            |                   |                   |                        |                    |
| USE OF MONEY & PROPERTY         |                   |                   |                        |                    |
| INTEREST                        | 220               | 324               |                        |                    |
| TOTAL USE OF MONEY & PROPERTY   | 220               | 324               |                        |                    |
| STATE & FEDERAL AID             |                   |                   |                        |                    |
| STATE AID                       | 200,000           | 176,173           |                        | 150,000            |
| TOTAL STATE & FEDERAL AID       | 200,000           | 176,173           |                        | 150,000            |
| OTHER REVENUE                   |                   |                   |                        |                    |
| MISCELLANEOUS REVENUE           |                   |                   |                        |                    |
| TOTAL OTHER REVENUE             |                   |                   |                        |                    |
| TRANSFER                        |                   |                   |                        |                    |
| TRANSFER                        | 834,580           | 1,021,425         |                        | 1,022,725          |
| TRANSFER                        | 200,000           |                   |                        | 50,000             |
| TOTAL TRANSFER                  | 1,034,580         | 1,021,425         |                        | 1,072,725          |
| TOTAL CAPITAL IMPROVEMENTS      | 1,234,800         | 1,197,922         |                        | 1,222,725          |
| TOTAL CAPITAL IMPROVEMENT FUNDS | 1,289,137         | 1,252,201         | 40,000                 | 1,273,225          |
| TOTAL ALL FUNDS                 | 63,687,698        | 65,884,798        | 63,341,593             | 68,768,932         |

| DESCRIPTION                                     | 2012-13<br>ACTUAL | 2013-14<br>ACTUAL | 2014-15<br>RECOMMENDED | 2014-15<br>ADOPTED |
|---|-------------------|-------------------|------------------------|--------------------|
| <b>SUMMARIZATION BY FUNCTION</b>                |                   |                   |                        |                    |
| GENERAL   | 19,493,183        | 20,329,467        | 15,413,219             | 16,443,676         |
| PUBLIC PROTECTION                               | 15,051,630        | 15,120,297        | 16,934,573             | 18,415,346         |
| PUBLIC WAYS & FACILITIES                        | 7,389,839         | 8,063,019         | 17,103,994             | 17,310,971         |
| HEALTH & SANITATION                             | 8,693,290         | 9,133,621         | 10,533,540             | 12,662,941         |
| PUBLIC ASSISTANCE                               | 7,671,307         | 7,860,105         | 12,153,522             | 12,160,322         |
| EDUCATION                                       | 561,558           | 617,619           | 618,849                | 622,503            |
| RECREATION/CULTURAL SERVI                       | 325,494           | 316,811           | 339,002                | 352,495            |
| <b>DISTRICT FUNCTION</b>                        |                   |                   |                        |                    |
| TOTAL FINANCING USES BY FUNCTION                | 59,186,300        | 61,440,939        | 73,096,698             | 77,968,254         |
| <b>APPROPRIATIONS FOR CONTINGENCIES</b>         |                   |                   |                        |                    |
| GENERAL   |                   |                   | 400,000                | 250,000            |
| ROAD  |                   |                   | 1,000,000              | 1,000,000          |
| CHILD ABUSE PREVENTION                          |                   |                   |                        |                    |
| TITLE III                                       |                   |                   | 59                     | 59                 |
| DEPT. SOCIAL SERVICES                           |                   |                   |                        |                    |
| MENTAL HEALTH                                   |                   |                   | 182,910                | 182,910            |
| ALCOHOL & DRUG                                  |                   |                   |                        |                    |
| SHERIFF GRANTS                                  |                   |                   | 109,107                | 126,107            |
| CHILD SUPPORT                                   |                   |                   | 143,455                | 143,455            |
| DNA PENALTY (PROP 69)                           |                   |                   | 10,338                 | 18,208             |
| PROB GRANT DEPT(S)                              |                   |                   |                        |                    |
| SW GRANTS (PW)                                  |                   |                   |                        |                    |
| RECORDERS FUND                                  |                   |                   | 203,320                | 203,320            |
| DOMESTIC VIOL ASSISTANCE                        |                   |                   |                        |                    |
| HAVA - ELECTIONS                                |                   |                   | 7,452                  | 7,452              |
| CRIMINAL JUS. CONST. FUND                       |                   |                   | 390,000                | 428,360            |
| TOTAL APPROPRIATIONS FOR CONTINGENCIES          |                   |                   | 2,446,641              | 2,359,871          |
| SUBTOTAL FINANCING USES                         | 59,186,300        | 61,440,939        | 75,543,339             | 80,328,125         |
| <b>PROVISIONS FOR RESERVES AND DESIGNATIONS</b> |                   |                   |                        |                    |
| GENERAL   | 419,051           | 564,035           | 2,233,999              | 2,233,999          |
| ROAD  |                   |                   | 4,378,466              | 4,378,466          |
| FISH AND GAME                                   | 52,610            |                   | 165,141                | 165,141            |
| CHILD ABUSE PREVENTION                          |                   | 41,476            | 6,803                  | 6,803              |
| COUNTY FAIR                                     |                   | 13,590            |                        |                    |
| TITLE III                                       |                   | 244,276           | 210,510                | 210,510            |
| DEPT. SOCIAL SERVICES                           |                   | 1,670,455         | 615,188                | 615,188            |
| MENTAL HEALTH                                   | 1,000,000         | 6,400,082         | 2,055,907              | 2,055,907          |
| PUBLIC HEALTH                                   |                   | 249,006           |                        |                    |
| ALCOHOL & DRUG                                  |                   | 72,803            |                        |                    |



| DESCRIPTION  | 2012-13<br>ACTUAL | 2013-14<br>ACTUAL | 2014-15<br>RECOMMENDED | 2014-15<br>ADOPTED |
|--|-------------------|-------------------|------------------------|--------------------|
| PROVISIONS FOR RESERVES AND DESIGNATIONS (CONTINUED) |                   |                   |                        |                    |
| COUNTY LOCAL REV AB109                               |                   | 54,432            | 144,628                | 144,628            |
| CHILD SUPPORT  |                   | 12,109            | 156,912                | 156,912            |
| DNA PENALTY (PROP 69)                                |                   | 1,273             | 11,109                 | 11,109             |
| PROB GRANT DEPT(S)                                   |                   | 750,846           | 157,496                | 157,496            |
| TOBACCO SETTLEMENT FUND                              |                   | 201,630           | 55,195                 | 55,195             |
| SW GRANTS (PW)                                       |                   | 23,594            | 6,791                  | 6,791              |
| RECORDERS FUND                                       |                   | 32,785            | 448,077                | 448,077            |
| DOMESTIC VIOL ASSISTANCE                             |                   | 130               | 5,122                  | 5,122              |
| HAVA - ELECTIONS                                     |                   |                   | 61,456                 | 61,456             |
| CRIMINAL JUS. CONST. FUND                            |                   | 20,222            | 305,590                | 305,590            |
| TOTAL RESERVES AND DESIGNATIONS                      | 1,471,661         | 10,352,744        | 11,018,390             | 11,018,390         |
| TOTAL FINANCING USES                                 | 60,657,961        | 71,793,683        | 86,561,729             | 91,346,515         |
| SUMMARIZATION BY FUND                                |                   |                   |                        |                    |
| GENERAL  | 26,329,239        | 27,214,191        | 31,094,655             | 30,638,455         |
| ROAD   | 7,380,970         | 8,053,138         | 22,465,897             | 22,672,874         |
| FISH AND GAME  | 101,053           | 24,303            | 174,079                | 214,952            |
| CHILD ABUSE PREVENTION                               | 112,117           | 76,940            | 52,578                 | 52,578             |
| COUNTY FAIR  | 466,054           | 481,656           | 428,638                | 428,478            |
| AUD- CO LOCAL REV 2011                               | 4,735,229         | 5,001,547         |                        |                    |
| TITLE III  | 363,398           | 445,551           | 1,005,136              | 1,005,136          |
| DEPT. SOCIAL SERVICES                                | 7,242,003         | 9,088,559         | 12,238,770             | 12,247,165         |
| MENTAL HEALTH  | 4,181,026         | 10,154,293        | 7,209,007              | 7,290,467          |
| PUBLIC HEALTH  | 4,470,616         | 4,122,069         | 4,084,987              | 6,236,821          |
| ALCOHOL & DRUG                                       | 327,697           | 886,689           | 774,300                | 788,250            |
| SHERIFF GRANTS                                       | 2,049,829         | 2,370,192         | 2,766,968              | 3,232,667          |
| CLSD***PROP 40/ST BND REC                            |                   |                   |                        |                    |
| COUNTY LOCAL REV AB109                               |                   | 54,432            | 144,628                | 883,067            |
| CHILD SUPPORT  | 728,042           | 687,805           | 1,149,908              | 1,148,006          |
| DNA PENALTY (PROP 69)                                | 79,036            | 10,390            | 21,479                 | 29,349             |
| PROB GRANT DEPT(S)                                   | 622,558           | 1,323,747         | 857,093                | 1,198,709          |
| TOBACCO SETTLEMENT FUND                              | 200,120           | 401,710           | 255,187                | 105,187            |
| SW GRANTS (PW)                                       | 13,266            | 38,347            | 29,576                 | 29,576             |
| RECORDERS FUND                                       | 30,512            | 112,790           | 976,063                | 976,052            |
| ANIMAL CONT. SPAY/NEUTER                             | 4,574             |                   |                        |                    |
| DOMESTIC VIOL ASSISTANCE                             | 949               | 3,379             | 14,275                 | 14,136             |
| HAVA - ELECTIONS                                     | 45                | 112               | 122,914                | 122,914            |
| **DO NOT USE**PCCDC PILT                             |                   |                   |                        |                    |
| CLSD***QLG LITIGATN                                  |                   |                   |                        |                    |
| CRIMINAL JUS. CONST. FUND                            |                   | 20,222            | 695,590                | 733,950            |

| DESCRIPTION                       | 2012-13<br>ACTUAL | 2013-14<br>ACTUAL | 2014-15<br>RECOMMENDED | 2014-15<br>ADOPTED |
|-----------------------------------|-------------------|-------------------|------------------------|--------------------|
| SUMMARIZATION BY FUND (CONTINUED) |                   |                   |                        |                    |
| CAPITAL IMPROVEMENTS              | 1,219,627         | 1,221,622         |                        | 1,297,725          |
| TOTAL FINANCING USES              | 60,657,961        | 71,793,683        | 86,561,729             | 91,346,515         |

| DESCRIPTION                      | 2012-13<br>ACTUAL | 2013-14<br>ACTUAL | 2014-15<br>RECOMMENDED | 2014-15<br>ADOPTED |
|----------------------------------|-------------------|-------------------|------------------------|--------------------|
| <b>GENERAL</b>                   |                   |                   |                        |                    |
| <b>GENERAL</b>                   |                   |                   |                        |                    |
| LEGISLATIVE & ADMIN.             | 8,066,031         | 8,465,346         | 8,670,482              | 8,476,096          |
| FINANCE                          | 1,753,147         | 1,945,358         | 2,099,382              | 2,075,870          |
| COUNSEL                          | 404,972           | 434,807           | 464,373                | 463,431            |
| ELECTIONS                        | 259,854           | 286,994           | 355,450                | 328,838            |
| PROPERTY MANAGEMENT              | 1,179,079         | 1,199,120         | 1,433,182              | 1,418,546          |
| PROMOTION                        |                   |                   |                        |                    |
| OTHER GENERAL                    | 1,045,011         | 1,104,007         | 1,065,536              | 1,058,517          |
| TOTAL GENERAL                    | 12,708,093        | 13,435,633        | 14,088,405             | 13,821,297         |
| <b>PUBLIC PROTECTION</b>         |                   |                   |                        |                    |
| OTHER GENERAL                    |                   |                   |                        | 24,832             |
| JUDICIAL                         | 412,242           | 413,994           | 457,686                | 411,586            |
| DETENTION & CORRECTION           | 1,101,432         | 943,542           | 1,229,969              | 1,226,449          |
| PROTECTION INSPECTION            | 1,340,903         | 1,262,325         | 1,342,491              | 1,373,277          |
| OTHER PROTECTION                 | 813,616           | 921,348           | 1,037,167              | 995,543            |
| TOTAL PUBLIC PROTECTION          | 3,668,193         | 3,541,209         | 4,067,312              | 4,031,686          |
| <b>HEALTH &amp; SANITATION</b>   |                   |                   |                        |                    |
| HEALTH                           | 570,912           | 539,675           | 562,837                | 594,993            |
| TOTAL HEALTH & SANITATION        | 570,912           | 539,675           | 562,837                | 594,993            |
| <b>PUBLIC ASSISTANCE</b>         |                   |                   |                        |                    |
| CARE OF COURT WARDS              |                   |                   |                        |                    |
| VETERANS SERVICE                 | 60,756            | 79,483            | 97,388                 | 112,340            |
| TOTAL PUBLIC ASSISTANCE          | 60,756            | 79,483            | 97,388                 | 112,340            |
| <b>EDUCATION</b>                 |                   |                   |                        |                    |
| LIBRARY SERVICES                 | 485,184           | 534,912           | 521,759                | 525,640            |
| AGRICULTURAL EDUCATION           | 76,374            | 82,707            | 97,090                 | 96,863             |
| TOTAL EDUCATION                  | 561,558           | 617,619           | 618,849                | 622,503            |
| <b>RECREATION/CULTURAL SERVI</b> |                   |                   |                        |                    |
| CULTURAL SERVICES                | 116,224           | 103,419           | 108,367                | 107,915            |
| MEMORIAL BUILDINGS               | 79,816            | 84,587            | 97,570                 | 97,588             |
| RECREATION FACILITIES            | 129,453           | 128,805           | 133,065                | 146,992            |
| TOTAL RECREATION/CULTURAL SERVI  | 325,494           | 316,811           | 339,002                | 352,495            |
| <b>DISTRICT FUNCTION</b>         |                   |                   |                        |                    |
| DISTRICT ACTIVITY                |                   |                   |                        |                    |
| TOTAL DISTRICT FUNCTION          |                   |                   |                        |                    |
| TOTAL GENERAL                    | 17,895,006        | 18,530,430        | 19,773,792             | 19,535,315         |
| <b>CAPITAL REPLACEMENT FUND</b>  |                   |                   |                        |                    |
| <b>GENERAL</b>                   |                   |                   |                        |                    |
| LEGISLATIVE & ADMIN.             |                   |                   |                        |                    |
| TOTAL GENERAL                    |                   |                   |                        |                    |
| TOTAL CAPITAL REPLACEMENT FUND   |                   |                   |                        |                    |
| <b>DISTRICT ATTORNEY</b>         |                   |                   |                        |                    |
| <b>PUBLIC PROTECTION</b>         |                   |                   |                        |                    |
| JUDICIAL                         | 1,021,512         | 1,174,089         | 1,220,434              | 1,311,228          |
| TOTAL PUBLIC PROTECTION          | 1,021,512         | 1,174,089         | 1,220,434              | 1,311,228          |
| TOTAL DISTRICT ATTORNEY          | 1,021,512         | 1,174,089         | 1,220,434              | 1,311,228          |
| <b>HOMICIDE TRIAL COSTS</b>      |                   |                   |                        |                    |
| <b>PUBLIC PROTECTION</b>         |                   |                   |                        |                    |
| DETENTION & CORRECTION           |                   | 25,084            | 25,000                 | 25,000             |
| TOTAL PUBLIC PROTECTION          |                   | 25,084            | 25,000                 | 25,000             |
| TOTAL HOMICIDE TRIAL COSTS       |                   | 25,084            | 25,000                 | 25,000             |
| <b>GEN FUND DEV/IMPACT</b>       |                   |                   |                        |                    |
| <b>PUBLIC PROTECTION</b>         |                   |                   |                        |                    |
| PROTECTION INSPECTION            |                   |                   |                        |                    |
| TOTAL PUBLIC PROTECTION          |                   |                   |                        |                    |
| TOTAL GEN FUND DEV/IMPACT        |                   |                   |                        |                    |

| DESCRIPTION                      | 2012-13<br>ACTUAL | 2013-14<br>ACTUAL | 2014-15<br>RECOMMENDED | 2014-15<br>ADOPTED |
|----------------------------------|-------------------|-------------------|------------------------|--------------------|
| <b>SENIOR CITIZENS NUTRITION</b> |                   |                   |                        |                    |
| PUBLIC ASSISTANCE                |                   |                   |                        |                    |
| OTHER ASSISTANCE                 | 368,547           | 362,518           | 432,552                | 416,005            |
| TOTAL PUBLIC ASSISTANCE          | 368,547           | 362,518           | 432,552                | 416,005            |
| TOTAL SENIOR CITIZENS NUTRITION  | 368,547           | 362,518           | 432,552                | 416,005            |
| <b>SUPERVISOR COMM.SVC.FUND</b>  |                   |                   |                        |                    |
| RECREATION/CULTURAL SERVI        |                   |                   |                        |                    |
| RECREATION FACILITIES            |                   |                   |                        |                    |
| TOTAL RECREATION/CULTURAL SERVI  |                   |                   |                        |                    |
| TOTAL SUPERVISOR COMM.SVC.FUND   |                   |                   |                        |                    |
| <b>SHERIFF</b>                   |                   |                   |                        |                    |
| PUBLIC PROTECTION                |                   |                   |                        |                    |
| POLICE PROTECTION                | 5,013,717         | 4,858,178         | 5,107,028              | 5,020,939          |
| DETENTION & CORRECTION           | 1,611,381         | 1,699,499         | 1,894,548              | 1,838,667          |
| TOTAL PUBLIC PROTECTION          | 6,625,098         | 6,557,677         | 7,001,576              | 6,859,606          |
| TOTAL SHERIFF                    | 6,625,098         | 6,557,677         | 7,001,576              | 6,859,606          |
| <b>TAYLORSVILLE SCH PRESER</b>   |                   |                   |                        |                    |
| GENERAL                          |                   |                   |                        |                    |
| LEGISLATIVE & ADMIN.             | 25                | 358               | 7,301                  | 7,301              |
| TOTAL GENERAL                    | 25                | 358               | 7,301                  | 7,301              |
| TOTAL TAYLORSVILLE SCH PRESER    | 25                | 358               | 7,301                  | 7,301              |
| <b>ROAD</b>                      |                   |                   |                        |                    |
| PUBLIC WAYS & FACILITIES         |                   |                   |                        |                    |
| PUBLIC WAYS                      | 7,380,970         | 8,053,138         | 17,087,431             | 17,294,408         |
| TOTAL PUBLIC WAYS & FACILITIES   | 7,380,970         | 8,053,138         | 17,087,431             | 17,294,408         |
| TOTAL ROAD                       | 7,380,970         | 8,053,138         | 17,087,431             | 17,294,408         |
| <b>FISH AND GAME</b>             |                   |                   |                        |                    |
| PUBLIC PROTECTION                |                   |                   |                        |                    |
| OTHER PROTECTION                 | 48,443            | 24,303            | 8,938                  | 49,811             |
| TOTAL PUBLIC PROTECTION          | 48,443            | 24,303            | 8,938                  | 49,811             |
| TOTAL FISH AND GAME              | 48,443            | 24,303            | 8,938                  | 49,811             |
| <b>CHILD ABUSE PREVENTION</b>    |                   |                   |                        |                    |
| PUBLIC PROTECTION                |                   |                   |                        |                    |
| OTHER PROTECTION                 | 112,117           | 35,464            | 45,775                 | 45,775             |
| TOTAL PUBLIC PROTECTION          | 112,117           | 35,464            | 45,775                 | 45,775             |
| TOTAL CHILD ABUSE PREVENTION     | 112,117           | 35,464            | 45,775                 | 45,775             |
| <b>COUNTY FAIR</b>               |                   |                   |                        |                    |
| GENERAL                          |                   |                   |                        |                    |
| PROMOTION                        | 466,054           | 468,066           | 428,638                | 428,478            |
| TOTAL GENERAL                    | 466,054           | 468,066           | 428,638                | 428,478            |
| TOTAL COUNTY FAIR                | 466,054           | 468,066           | 428,638                | 428,478            |
| <b>AUD- CO LOCAL REV 2011</b>    |                   |                   |                        |                    |
| GENERAL                          |                   |                   |                        |                    |
| LEGISLATIVE & ADMIN.             | 537,293           |                   |                        |                    |
| TOTAL GENERAL                    | 537,293           |                   |                        |                    |
| TOTAL AUD- CO LOCAL REV 2011     | 537,293           |                   |                        |                    |
| <b>AUD-CO LOCAL REV 2011</b>     |                   |                   |                        |                    |
| GENERAL                          |                   |                   |                        |                    |
| LEGISLATIVE & ADMIN.             | 4,197,936         | 5,001,547         |                        |                    |
| TOTAL GENERAL                    | 4,197,936         | 5,001,547         |                        |                    |
| TOTAL AUD-CO LOCAL REV 2011      | 4,197,936         | 5,001,547         |                        |                    |

| DESCRIPTION                          | 2012-13<br>ACTUAL | 2013-14<br>ACTUAL | 2014-15<br>RECOMMENDED | 2014-15<br>ADOPTED |
|--------------------------------------|-------------------|-------------------|------------------------|--------------------|
| <b>TITLE III</b>                     |                   |                   |                        |                    |
| <b>GENERAL</b>                       |                   |                   |                        |                    |
| LEGISLATIVE & ADMIN.                 | 363,398           | 201,275           | 794,567                | 794,567            |
| TOTAL GENERAL                        | 363,398           | 201,275           | 794,567                | 794,567            |
| TOTAL TITLE III                      | 363,398           | 201,275           | 794,567                | 794,567            |
| <b>DEPT. SOCIAL SERVICES</b>         |                   |                   |                        |                    |
| <b>PUBLIC ASSISTANCE</b>             |                   |                   |                        |                    |
| ADMINISTRATION                       | 7,241,945         | 7,417,987         | 9,688,524              | 9,696,919          |
| TOTAL PUBLIC ASSISTANCE              | 7,241,945         | 7,417,987         | 9,688,524              | 9,696,919          |
| TOTAL DEPT. SOCIAL SERVICES          | 7,241,945         | 7,417,987         | 9,688,524              | 9,696,919          |
| <b>SS - REALIGNMENT</b>              |                   |                   |                        |                    |
| <b>PUBLIC ASSISTANCE</b>             |                   |                   |                        |                    |
| ADMINISTRATION                       | 58                | 117               | 1,935,058              | 1,935,058          |
| TOTAL PUBLIC ASSISTANCE              | 58                | 117               | 1,935,058              | 1,935,058          |
| TOTAL SS - REALIGNMENT               | 58                | 117               | 1,935,058              | 1,935,058          |
| <b>MENTAL HEALTH</b>                 |                   |                   |                        |                    |
| <b>HEALTH &amp; SANITATION</b>       |                   |                   |                        |                    |
| HEALTH                               | 1,656,523         | 1,953,458         | 2,722,043              | 2,806,904          |
| TOTAL HEALTH & SANITATION            | 1,656,523         | 1,953,458         | 2,722,043              | 2,806,904          |
| TOTAL MENTAL HEALTH                  | 1,656,523         | 1,953,458         | 2,722,043              | 2,806,904          |
| <b>MENTAL HLTH MHSA</b>              |                   |                   |                        |                    |
| <b>HEALTH &amp; SANITATION</b>       |                   |                   |                        |                    |
| HEALTH                               | 811,491           | 1,016,446         | 1,280,979              | 1,279,072          |
| TOTAL HEALTH & SANITATION            | 811,491           | 1,016,446         | 1,280,979              | 1,279,072          |
| TOTAL MENTAL HLTH MHSA               | 811,491           | 1,016,446         | 1,280,979              | 1,279,072          |
| <b>MENTAL HLTH BEHAVIORAL HL</b>     |                   |                   |                        |                    |
| <b>HEALTH &amp; SANITATION</b>       |                   |                   |                        |                    |
| HEALTH                               | 45,880            | 81,738            | 108,465                | 108,695            |
| TOTAL HEALTH & SANITATION            | 45,880            | 81,738            | 108,465                | 108,695            |
| TOTAL MENTAL HLTH BEHAVIORAL HL      | 45,880            | 81,738            | 108,465                | 108,695            |
| <b>CAL-WORKS M.H. &amp; A.D.</b>     |                   |                   |                        |                    |
| <b>HEALTH &amp; SANITATION</b>       |                   |                   |                        |                    |
| HEALTH                               | 56,639            | 28,509            | 16,839                 | 16,619             |
| TOTAL HEALTH & SANITATION            | 56,639            | 28,509            | 16,839                 | 16,619             |
| TOTAL CAL-WORKS M.H. & A.D.          | 56,639            | 28,509            | 16,839                 | 16,619             |
| <b>SIERRA HOUSE BOARD &amp; CARE</b> |                   |                   |                        |                    |
| <b>HEALTH &amp; SANITATION</b>       |                   |                   |                        |                    |
| HEALTH                               | 422,223           | 450,465           | 528,759                | 527,839            |
| TOTAL HEALTH & SANITATION            | 422,223           | 450,465           | 528,759                | 527,839            |
| TOTAL SIERRA HOUSE BOARD & CARE      | 422,223           | 450,465           | 528,759                | 527,839            |
| <b>SAMHSA</b>                        |                   |                   |                        |                    |
| <b>HEALTH &amp; SANITATION</b>       |                   |                   |                        |                    |
| HEALTH                               | 140,316           | 156,660           | 191,445                | 191,012            |
| TOTAL HEALTH & SANITATION            | 140,316           | 156,660           | 191,445                | 191,012            |
| TOTAL SAMHSA                         | 140,316           | 156,660           | 191,445                | 191,012            |
| <b>WRAP AROUND</b>                   |                   |                   |                        |                    |
| <b>HEALTH &amp; SANITATION</b>       |                   |                   |                        |                    |
| HEALTH                               | 47,955            | 66,937            | 121,659                | 121,509            |
| TOTAL HEALTH & SANITATION            | 47,955            | 66,937            | 121,659                | 121,509            |
| TOTAL WRAP AROUND                    | 47,955            | 66,937            | 121,659                | 121,509            |

| DESCRIPTION                      | 2012-13<br>ACTUAL | 2013-14<br>ACTUAL | 2014-15<br>RECOMMENDED | 2014-15<br>ADOPTED |
|----------------------------------|-------------------|-------------------|------------------------|--------------------|
| <b>PUBLIC HEALTH</b>             |                   |                   |                        |                    |
| HEALTH & SANITATION              |                   |                   |                        |                    |
| HEALTH                           | 4,127,936         | 3,557,104         | 3,765,601              | 3,920,444          |
| TOTAL HEALTH & SANITATION        | 4,127,936         | 3,557,104         | 3,765,601              | 3,920,444          |
| TOTAL PUBLIC HEALTH              | 4,127,936         | 3,557,104         | 3,765,601              | 3,920,444          |
| <b>E.M.S.</b>                    |                   |                   |                        |                    |
| PUBLIC PROTECTION                |                   |                   |                        |                    |
| HEALTH                           | 61,478            | 52,167            | 64,988                 | 64,988             |
| TOTAL PUBLIC PROTECTION          | 61,478            | 52,167            | 64,988                 | 64,988             |
| TOTAL E.M.S.                     | 61,478            | 52,167            | 64,988                 | 64,988             |
| <b>PUBLIC HEALTH - MAA ADMIN</b> |                   |                   |                        |                    |
| HEALTH & SANITATION              |                   |                   |                        |                    |
| HEALTH                           |                   |                   |                        | 1,986,560          |
| TOTAL HEALTH & SANITATION        |                   |                   |                        | 1,986,560          |
| TOTAL PUBLIC HEALTH - MAA ADMIN  |                   |                   |                        | 1,986,560          |
| <b>PUBLIC HLTH EMRG PREPAR</b>   |                   |                   |                        |                    |
| HEALTH & SANITATION              |                   |                   |                        |                    |
| HEALTH                           | 277,850           | 259,223           | 250,478                | 260,909            |
| TOTAL HEALTH & SANITATION        | 277,850           | 259,223           | 250,478                | 260,909            |
| TOTAL PUBLIC HLTH EMRG PREPAR    | 277,850           | 259,223           | 250,478                | 260,909            |
| <b>HEALTH VITAL STATISTICS</b>   |                   |                   |                        |                    |
| HEALTH & SANITATION              |                   |                   |                        |                    |
| HEALTH                           | 3,351             | 4,569             | 3,920                  | 3,920              |
| TOTAL HEALTH & SANITATION        | 3,351             | 4,569             | 3,920                  | 3,920              |
| TOTAL HEALTH VITAL STATISTICS    | 3,351             | 4,569             | 3,920                  | 3,920              |
| <b>ALCOHOL &amp; DRUG</b>        |                   |                   |                        |                    |
| HEALTH & SANITATION              |                   |                   |                        |                    |
| HEALTH                           | 327,697           | 813,886           | 774,097                | 788,047            |
| TOTAL HEALTH & SANITATION        | 327,697           | 813,886           | 774,097                | 788,047            |
| TOTAL ALCOHOL & DRUG             | 327,697           | 813,886           | 774,097                | 788,047            |
| <b>A&amp;D PROP 36</b>           |                   |                   |                        |                    |
| HEALTH & SANITATION              |                   |                   |                        |                    |
| HEALTH                           |                   |                   | 203                    | 203                |
| TOTAL HEALTH & SANITATION        |                   |                   | 203                    | 203                |
| TOTAL A&D PROP 36                |                   |                   | 203                    | 203                |
| <b>SHERIFF CIVIL OPERATIONS</b>  |                   |                   |                        |                    |
| PUBLIC PROTECTION                |                   |                   |                        |                    |
| POLICE PROTECTION                | 5,374             | 8,454             | 11,170                 | 10,809             |
| TOTAL PUBLIC PROTECTION          | 5,374             | 8,454             | 11,170                 | 10,809             |
| TOTAL SHERIFF CIVIL OPERATIONS   | 5,374             | 8,454             | 11,170                 | 10,809             |
| <b>SHRFF -ASSET FORFEITR EDU</b> |                   |                   |                        |                    |
| PUBLIC PROTECTION                |                   |                   |                        |                    |
| POLICE PROTECTION                | 5,623             | 3,036             | 20,756                 | 21,195             |
| TOTAL PUBLIC PROTECTION          | 5,623             | 3,036             | 20,756                 | 21,195             |
| TOTAL SHRFF -ASSET FORFEITR EDU  | 5,623             | 3,036             | 20,756                 | 21,195             |
| <b>SHERIFF -GRANTS</b>           |                   |                   |                        |                    |
| PUBLIC PROTECTION                |                   |                   |                        |                    |
| POLICE PROTECTION                | 1,975,190         | 2,244,538         | 2,525,802              | 2,979,363          |
| TOTAL PUBLIC PROTECTION          | 1,975,190         | 2,244,538         | 2,525,802              | 2,979,363          |
| TOTAL SHERIFF -GRANTS            | 1,975,190         | 2,244,538         | 2,525,802              | 2,979,363          |

| DESCRIPTION                      | 2012-13<br>ACTUAL | 2013-14<br>ACTUAL | 2014-15<br>RECOMMENDED | 2014-15<br>ADOPTED |
|----------------------------------|-------------------|-------------------|------------------------|--------------------|
| <b>INMATE WELFARE FUND</b>       |                   |                   |                        |                    |
| PUBLIC PROTECTION                |                   |                   |                        |                    |
| DETENTION & CORRECTION           | 43,376            | 52,921            | 56,535                 | 51,234             |
| TOTAL PUBLIC PROTECTION          | 43,376            | 52,921            | 56,535                 | 51,234             |
| TOTAL INMATE WELFARE FUND        | 43,376            | 52,921            | 56,535                 | 51,234             |
| <b>NARCOTICS FUND</b>            |                   |                   |                        |                    |
| PUBLIC PROTECTION                |                   |                   |                        |                    |
| POLICE PROTECTION                | 20,266            | 61,243            | 43,598                 | 43,959             |
| TOTAL PUBLIC PROTECTION          | 20,266            | 61,243            | 43,598                 | 43,959             |
| TOTAL NARCOTICS FUND             | 20,266            | 61,243            | 43,598                 | 43,959             |
| <b>CLSD***PROP 40/ST BND REC</b> |                   |                   |                        |                    |
| RECREATION/CULTURAL SERVI        |                   |                   |                        |                    |
| RECREATION FACILITIES            |                   |                   |                        |                    |
| TOTAL RECREATION/CULTURAL SERVI  |                   |                   |                        |                    |
| TOTAL CLSD***PROP 40/ST BND REC  |                   |                   |                        |                    |
| <b>COUNTY LOCAL REV AB109</b>    |                   |                   |                        |                    |
| PUBLIC PROTECTION                |                   |                   |                        |                    |
| ADMINISTRATION                   |                   |                   |                        | 738,439            |
| TOTAL PUBLIC PROTECTION          |                   |                   |                        | 738,439            |
| TOTAL COUNTY LOCAL REV AB109     |                   |                   |                        | 738,439            |
| <b>CHILD SUPPORT</b>             |                   |                   |                        |                    |
| PUBLIC PROTECTION                |                   |                   |                        |                    |
| JUDICIAL                         | 728,042           | 675,696           | 849,541                | 847,639            |
| TOTAL PUBLIC PROTECTION          | 728,042           | 675,696           | 849,541                | 847,639            |
| TOTAL CHILD SUPPORT              | 728,042           | 675,696           | 849,541                | 847,639            |
| <b>DNA PENALTY (PROP 69)</b>     |                   |                   |                        |                    |
| PUBLIC PROTECTION                |                   |                   |                        |                    |
| JUDICIAL                         | 79,036            | 9,117             | 32                     | 32                 |
| TOTAL PUBLIC PROTECTION          | 79,036            | 9,117             | 32                     | 32                 |
| TOTAL DNA PENALTY (PROP 69)      | 79,036            | 9,117             | 32                     | 32                 |
| <b>PROB GRANT DEPT(S)</b>        |                   |                   |                        |                    |
| PUBLIC PROTECTION                |                   |                   |                        |                    |
| DETENTION & CORRECTION           | 388,069           | 309,796           | 369,259                | 444,924            |
| TOTAL PUBLIC PROTECTION          | 388,069           | 309,796           | 369,259                | 444,924            |
| TOTAL PROB GRANT DEPT(S)         | 388,069           | 309,796           | 369,259                | 444,924            |
| <b>CRIMINAL LAB PENALTY</b>      |                   |                   |                        |                    |
| PUBLIC PROTECTION                |                   |                   |                        |                    |
| DETENTION & CORRECTION           |                   | 10                | 34                     | 34                 |
| TOTAL PUBLIC PROTECTION          |                   | 10                | 34                     | 34                 |
| TOTAL CRIMINAL LAB PENALTY       |                   | 10                | 34                     | 34                 |
| <b>PROB-ADULT HIGH RISK</b>      |                   |                   |                        |                    |
| PUBLIC PROTECTION                |                   |                   |                        |                    |
| DETENTION & CORRECTION           | 234,489           | 263,096           | 330,304                | 596,255            |
| TOTAL PUBLIC PROTECTION          | 234,489           | 263,096           | 330,304                | 596,255            |
| TOTAL PROB-ADULT HIGH RISK       | 234,489           | 263,096           | 330,304                | 596,255            |
| <b>TOBACCO SETTLEMENT FUND</b>   |                   |                   |                        |                    |
| HEALTH & SANITATION              |                   |                   |                        |                    |
| HEALTH                           | 200,120           | 200,080           | 199,992                | 49,992             |
| TOTAL HEALTH & SANITATION        | 200,120           | 200,080           | 199,992                | 49,992             |
| TOTAL TOBACCO SETTLEMENT FUND    | 200,120           | 200,080           | 199,992                | 49,992             |

| DESCRIPTION                     | 2012-13<br>ACTUAL | 2013-14<br>ACTUAL | 2014-15<br>RECOMMENDED | 2014-15<br>ADOPTED |
|---------------------------------|-------------------|-------------------|------------------------|--------------------|
| <b>SW GRANTS (PW)</b>           |                   |                   |                        |                    |
| PUBLIC WAYS & FACILITIES        |                   |                   |                        |                    |
| PUBLIC WAYS                     | 8,869             | 9,881             | 16,563                 | 16,563             |
| TOTAL PUBLIC WAYS & FACILITIES  | 8,869             | 9,881             | 16,563                 | 16,563             |
| HEALTH & SANITATION             |                   |                   |                        |                    |
| SANITATION                      | 4,397             | 4,872             | 6,222                  | 6,222              |
| TOTAL HEALTH & SANITATION       | 4,397             | 4,872             | 6,222                  | 6,222              |
| TOTAL SW GRANTS (PW)            | 13,266            | 14,753            | 22,785                 | 22,785             |
| <b>RECORDERS FUND</b>           |                   |                   |                        |                    |
| GENERAL                         |                   |                   |                        |                    |
| ADMINISTRATION                  | 712               | 855               | 40,302                 | 40,302             |
| TOTAL GENERAL                   | 712               | 855               | 40,302                 | 40,302             |
| TOTAL RECORDERS FUND            | 712               | 855               | 40,302                 | 40,302             |
| <b>RECORDER MICROGRAPHICS</b>   |                   |                   |                        |                    |
| PUBLIC PROTECTION               |                   |                   |                        |                    |
| OTHER PROTECTION                | 7,142             | 3,059             | 40,251                 | 40,251             |
| TOTAL PUBLIC PROTECTION         | 7,142             | 3,059             | 40,251                 | 40,251             |
| TOTAL RECORDER MICROGRAPHICS    | 7,142             | 3,059             | 40,251                 | 40,251             |
| <b>RECORDER'S OFFICE MODERN</b> |                   |                   |                        |                    |
| PUBLIC PROTECTION               |                   |                   |                        |                    |
| OTHER PROTECTION                | 22,659            | 76,091            | 244,113                | 244,102            |
| TOTAL PUBLIC PROTECTION         | 22,659            | 76,091            | 244,113                | 244,102            |
| TOTAL RECORDER'S OFFICE MODERN  | 22,659            | 76,091            | 244,113                | 244,102            |
| <b>ANIMAL CONT. SPAY/NEUTER</b> |                   |                   |                        |                    |
| PUBLIC PROTECTION               |                   |                   |                        |                    |
| OTHER PROTECTION                | 4,574             |                   |                        |                    |
| TOTAL PUBLIC PROTECTION         | 4,574             |                   |                        |                    |
| TOTAL ANIMAL CONT. SPAY/NEUTER  | 4,574             |                   |                        |                    |
| <b>DOMESTIC VIOL ASSISTANCE</b> |                   |                   |                        |                    |
| PUBLIC PROTECTION               |                   |                   |                        |                    |
| OTHER PROTECTION                | 949               | 3,249             | 9,153                  | 9,014              |
| TOTAL PUBLIC PROTECTION         | 949               | 3,249             | 9,153                  | 9,014              |
| TOTAL DOMESTIC VIOL ASSISTANCE  | 949               | 3,249             | 9,153                  | 9,014              |
| <b>HAVA - ELECTIONS</b>         |                   |                   |                        |                    |
| GENERAL                         |                   |                   |                        |                    |
| ELECTIONS                       | 45                | 112               | 54,006                 | 54,006             |
| TOTAL GENERAL                   | 45                | 112               | 54,006                 | 54,006             |
| TOTAL HAVA - ELECTIONS          | 45                | 112               | 54,006                 | 54,006             |
| <b>**DO NOT USE**PCCDC PILT</b> |                   |                   |                        |                    |
| GENERAL                         |                   |                   |                        |                    |
| OTHER GENERAL                   |                   |                   |                        |                    |
| TOTAL GENERAL                   |                   |                   |                        |                    |
| TOTAL **DO NOT USE**PCCDC PILT  |                   |                   |                        |                    |
| <b>CLSD***QLG LITIGATN</b>      |                   |                   |                        |                    |
| GENERAL                         |                   |                   |                        |                    |
| OTHER GENERAL                   |                   |                   |                        |                    |
| TOTAL GENERAL                   |                   |                   |                        |                    |
| TOTAL CLSD***QLG LITIGATN       |                   |                   |                        |                    |
| <b>CAPITAL IMPROVEMENTS</b>     |                   |                   |                        |                    |
| GENERAL                         |                   |                   |                        |                    |
| PLANT ACQUISITION               | 1,219,627         | 1,221,622         |                        | 1,297,725          |



| DESCRIPTION                            | 2012-13<br>ACTUAL | 2013-14<br>ACTUAL | 2014-15<br>RECOMMENDED | 2014-15<br>ADOPTED |
|--|-------------------|-------------------|------------------------|--------------------|
| CAPITAL IMPROVEMENTS (CONTINUED)       |                   |                   |                        |                    |
| GENERAL (CONTINUED)                    |                   |                   |                        |                    |
| TOTAL GENERAL                          | 1,219,627         | 1,221,622         |                        | 1,297,725          |
| TOTAL CAPITAL IMPROVEMENTS             | 1,219,627         | 1,221,622         |                        | 1,297,725          |
| CAP IMPRPV ANIMAL SHLTER               |                   |                   |                        |                    |
| GENERAL                                |                   |                   |                        |                    |
| PLANT ACQUISITION                      |                   |                   |                        |                    |
| TOTAL GENERAL                          |                   |                   |                        |                    |
| TOTAL CAP IMPRPV ANIMAL SHLTER         |                   |                   |                        |                    |
| CAP IMP COURTHOUSE REMOD               |                   |                   |                        |                    |
| GENERAL                                |                   |                   |                        |                    |
| PLANT ACQUISITION                      |                   |                   |                        |                    |
| TOTAL GENERAL                          |                   |                   |                        |                    |
| TOTAL CAP IMP COURTHOUSE REMOD         |                   |                   |                        |                    |
| CRTHS ANNX/HLTH & HMN SVC              |                   |                   |                        |                    |
| GENERAL                                |                   |                   |                        |                    |
| PLANT ACQUISITION                      |                   |                   |                        |                    |
| TOTAL GENERAL                          |                   |                   |                        |                    |
| TOTAL CRTHS ANNX/HLTH & HMN SVC        |                   |                   |                        |                    |
| GRAND TOTAL FINANCING USES BY FUNCTION | 59,186,300        | 61,440,939        | 73,096,698             | 77,968,254         |

DEPARTMENT 20009 AUD-CO LOCAL REV 2011  
FUNCTION GENERAL  
ACTIVITY LEGISLATIVE & ADMIN.

| DETAIL BY REVENUE CATEGORY<br>AND EXPENDITURE OBJECT | 2012-13<br>ACTUAL | 2013-14<br>ACTUAL | 2014-15<br>RECOMMENDED | 2014-15<br>ADOPTED |
|--|-------------------|-------------------|------------------------|--------------------|
| STATE & FEDERAL AID                                  | 595,023           |                   |                        |                    |
| TOTAL REVENUE  | 595,023           |                   |                        |                    |
| TRANSFERS  | 537,293           |                   |                        |                    |
| TOTAL EXPENDITURES/APPROPRIATIONS                    | 537,293           |                   |                        |                    |
| NET COST   | -57,729           |                   |                        |                    |

COUNTY OF PLUMAS  
DETAIL OF FINANCING SOURCES AND FINANCING USES  
GOVERNMENTAL FUNDS  
FISCAL YEAR 2014-15

| DETAIL BY REVENUE CATEGORY<br>AND EXPENDITURE OBJECT | DEPARTMENT           | 20009A AUD-CO LOCAL REV 2011    | 2014-15<br>RECOMMENDED | 2014-15<br>ADOPTED |
|--|----------------------|---------------------------------|------------------------|--------------------|
|  | FUNCTION<br>ACTIVITY | GENERAL<br>LEGISLATIVE & ADMIN. |                        |                    |
| STATE & FEDERAL AID                                  | 2012-13<br>ACTUAL    | 2013-14<br>ACTUAL               |                        |                    |
|  | 4,668,202            | 5,568,584                       |                        |                    |
| TOTAL REVENUE  | 4,668,202            | 5,568,584                       |                        |                    |
| TRANSFERS  | 4,197,936            | 5,001,547                       |                        |                    |
| TOTAL EXPENDITURES/APPROPRIATIONS                    | 4,197,936            | 5,001,547                       |                        |                    |
| NET COST   | -470,266             | -567,037                        |                        |                    |

| DETAIL BY REVENUE CATEGORY<br>AND EXPENDITURE OBJECT | DEPARTMENT 20010 BRD OF SUPS |                                 | 2014-15<br>RECOMMENDED | 2014-15<br>ADOPTED |
|--|------------------------------|---------------------------------|------------------------|--------------------|
|  | FUNCTION<br>ACTIVITY         | GENERAL<br>LEGISLATIVE & ADMIN. |                        |                    |
|  | 2012-13<br>ACTUAL            | 2013-14<br>ACTUAL               |                        |                    |
| USE OF MONEY & PROPERTY                              | 200                          |                                 |                        |                    |
| CHARGES FOR SERVICES                                 | 1,050                        | 805                             | 700                    | 700                |
| OTHER REVENUE  |                              |                                 |                        |                    |
| TOTAL REVENUE  | 1,250                        | 805                             | 700                    | 700                |
| SALARIES & BENEFITS                                  | 468,085                      | 484,691                         | 495,173                | 501,442            |
| SERVICES & SUPPLIES                                  | 65,301                       | 60,686                          | 64,595                 | 63,241             |
| TOTAL EXPENDITURES/APPROPRIATIONS                    | 533,385                      | 545,377                         | 559,768                | 564,683            |
| NET COST   | 532,135                      | 544,572                         | 559,068                | 563,983            |

COUNTY OF PLUMAS  
DETAIL OF FINANCING SOURCES AND FINANCING USES  
GOVERNMENTAL FUNDS  
FISCAL YEAR 2014-15

DEPARTMENT 20014 LAKE DAVIS SETTLEMENT  
FUNCTION HEALTH & SANITATION  
ACTIVITY HEALTH

DETAIL BY REVENUE CATEGORY  
AND EXPENDITURE OBJECT

2012-13  
ACTUAL

2013-14  
ACTUAL

2014-15  
RECOMMENDED

2014-15  
ADOPTED

USE OF MONEY & PROPERTY

TOTAL REVENUE

NET COST

DEPARTMENT 20018 TAYLRSVL SCH PRESER  
 FUNCTION GENERAL  
 ACTIVITY LEGISLATIVE & ADMIN.

| DETAIL BY REVENUE CATEGORY<br>AND EXPENDITURE OBJECT | 2012-13<br>ACTUAL | 2013-14<br>ACTUAL | 2014-15<br>RECOMMENDED | 2014-15<br>ADOPTED |
|--|-------------------|-------------------|------------------------|--------------------|
| USE OF MONEY & PROPERTY                              | 25                | 12                |                        |                    |
| TOTAL REVENUE  | 25                | 12                |                        |                    |
| SERVICES & SUPPLIES                                  | 25                | 358               | 7,301                  | 7,301              |
| TOTAL EXPENDITURES/APPROPRIATIONS                    | 25                | 358               | 7,301                  | 7,301              |
| NET COST   | -1                | 346               | 7,301                  | 7,301              |

VTD 1  
 201.000  
 012.2  
 000.000  
 000.000

COUNTY OF PLUMAS  
DETAIL OF FINANCING SOURCES AND FINANCING USES  
GOVERNMENTAL FUNDS  
FISCAL YEAR 2014-15

| DETAIL BY REVENUE CATEGORY<br>AND EXPENDITURE OBJECT | DEPARTMENT 20020 GEN SVC<br>FUNCTION GENERAL<br>ACTIVITY LEGISLATIVE & ADMIN. |                   | 2014-15<br>RECOMMENDED | 2014-15<br>ADOPTED |
|--|---|-------------------|------------------------|--------------------|
|  | 2012-13<br>ACTUAL   | 2013-14<br>ACTUAL |                        |                    |
| TAX REVENUE  | 13,286,677  | 14,263,441        | 12,893,000             | 13,312,146         |
| LICENSES & PERMITS                                   | 87,931  | 85,404            | 87,000                 | 87,000             |
| USE OF MONEY & PROPERTY                              | 63,195  | 46,431            | 46,000                 | 46,000             |
| STATE & FEDERAL AID                                  | 514,449   | 511,407           | 479,000                | 526,000            |
| CHARGES FOR SERVICES                                 | 1,604,557   | 1,597,548         | 1,228,945              | 1,228,945          |
| OTHER REVENUE  | 71,581  | 42,848            |                        |                    |
| TRANSFER   | 43,276  | 72,034            |                        |                    |
| TOTAL REVENUE  | 15,671,665  | 16,619,114        | 14,733,945             | 15,200,091         |
| SALARIES & BENEFITS                                  | 1,212   | 1,977             |                        |                    |
| SERVICES & SUPPLIES                                  | 220,151   | 276,284           | 474,185                | 319,350            |
| TRANSFERS  | 2,872   |                   |                        |                    |
| TOTAL EXPENDITURES/APPROPRIATIONS                    | 224,235   | 278,262           | 474,185                | 319,350            |
| NET COST   | -15,447,430   | -16,340,852       | -14,259,760            | -14,880,741        |

DEPARTMENT 20026 GEN FND - TITLE III  
FUNCTION GENERAL  
ACTIVITY LEGISLATIVE & ADMIN.

| DETAIL BY REVENUE CATEGORY<br>AND EXPENDITURE OBJECT | 2012-13<br>ACTUAL | 2013-14<br>ACTUAL | 2014-15<br>RECOMMENDED | 2014-15<br>ADOPTED |
|--|-------------------|-------------------|------------------------|--------------------|
| SERVICES & SUPPLIES                                  |                   |                   |                        |                    |
| TRANSFERS  |                   |                   |                        |                    |
| TOTAL EXPENDITURES/APPROPRIATIONS                    |                   |                   |                        |                    |
| NET COST   |                   |                   |                        |                    |



| DETAIL BY REVENUE CATEGORY<br>AND EXPENDITURE OBJECT | DEPARTMENT           | 20027 TITLE III                 |                   |                   |                        |                    |
|--|----------------------|---------------------------------|-------------------|-------------------|------------------------|--------------------|
|  | FUNCTION<br>ACTIVITY | GENERAL<br>LEGISLATIVE & ADMIN. | 2012-13<br>ACTUAL | 2013-14<br>ACTUAL | 2014-15<br>RECOMMENDED | 2014-15<br>ADOPTED |
| USE OF MONEY & PROPERTY                              |                      |                                 | 97                | 76                |                        |                    |
| STATE & FEDERAL AID                                  |                      |                                 | 272,484           | 245,483           |                        |                    |
| TRANSFER   |                      |                                 |                   |                   |                        |                    |
| TOTAL REVENUE  |                      |                                 | 272,581           | 245,559           |                        |                    |
| SERVICES & SUPPLIES                                  |                      |                                 | 71,578            | 86,831            | 264,428                | 264,428            |
| OTHER CHARGES  |                      |                                 | 1,250             | 1,001             | 17,124                 | 17,124             |
| TRANSFERS  |                      |                                 | 290,569           | 113,443           | 513,016                | 513,016            |
| TOTAL EXPENDITURES/APPROPRIATIONS                    |                      |                                 | 363,398           | 201,275           | 794,567                | 794,567            |
| NET COST   |                      |                                 | 90,817            | -44,284           | 794,567                | 794,567            |

| DETAIL BY REVENUE CATEGORY<br>AND EXPENDITURE OBJECT | DEPARTMENT 20028 HOMICIDE TRIAL COSTS |                   | 2014-15<br>RECOMMENDED | 2014-15<br>ADOPTED |
|--|---------------------------------------|-------------------|------------------------|--------------------|
|  | 2012-13<br>ACTUAL                     | 2013-14<br>ACTUAL |                        |                    |
| TRANSFER   |                                       | 1,000             |                        |                    |
| TOTAL REVENUE  |                                       | 1,000             |                        |                    |
| SERVICES & SUPPLIES                                  |                                       | 25,084            | 25,000                 | 25,000             |
| TOTAL EXPENDITURES/APPROPRIATIONS                    |                                       | 25,084            | 25,000                 | 25,000             |
| NET COST   |                                       | 24,084            | 25,000                 | 25,000             |

| DETAIL BY REVENUE CATEGORY<br>AND EXPENDITURE OBJECT | DEPARTMENT 20029 CAPITAL REPLCMNT<br>FUNCTION GENERAL<br>ACTIVITY LEGISLATIVE & ADMIN. |                   | 2014-15<br>RECOMMENDED | 2014-15<br>ADOPTED |
|--|--|-------------------|------------------------|--------------------|
|  | 2012-13<br>ACTUAL  | 2013-14<br>ACTUAL |                        |                    |
| USE OF MONEY & PROPERTY                              | 468  | 238               |                        |                    |
| TOTAL REVENUE  | 468  | 238               |                        |                    |
| SERVICES & SUPPLIES                                  |  |                   |                        |                    |
| FIXED ASSETS   |  |                   |                        |                    |
| TOTAL EXPENDITURES/APPROPRIATIONS                    |  |                   |                        |                    |
| NET COST   | -468   | -238              |                        |                    |

DEPARTMENT 20030 CAO  
FUNCTION GENERAL  
ACTIVITY LEGISLATIVE & ADMIN.

| DETAIL BY REVENUE CATEGORY<br>AND EXPENDITURE OBJECT | 2012-13<br>ACTUAL | 2013-14<br>ACTUAL | 2014-15<br>RECOMMENDED | 2014-15<br>ADOPTED |
|--|-------------------|-------------------|------------------------|--------------------|
| OTHER REVENUE  |                   |                   |                        |                    |
| TOTAL REVENUE  |                   |                   |                        |                    |
| SALARIES & BENEFITS                                  | 20,147            | 1,408             | 1,537                  | 1,537              |
| SERVICES & SUPPLIES                                  | 624               |                   |                        |                    |
| TOTAL EXPENDITURES/APPROPRIATIONS                    | 20,771            | 1,408             | 1,537                  | 1,537              |
| NET COST   | 20,771            | 1,408             | 1,537                  | 1,537              |

COUNTY OF PLUMAS  
 DETAIL OF FINANCING SOURCES AND FINANCING USES  
 GOVERNMENTAL FUNDS  
 FISCAL YEAR 2014-15

| DETAIL BY REVENUE CATEGORY<br>AND EXPENDITURE OBJECT | DEPARTMENT | 20031 CONTRIB        |             |           |
|--|------------|----------------------|-------------|-----------|
|  | FUNCTION   | GENERAL              | 2014-15     | 2014-15   |
|  | ACTIVITY   | LEGISLATIVE & ADMIN. | RECOMMENDED | ADOPTED   |
|  | 2012-13    | 2013-14              |             |           |
|  | ACTUAL     | ACTUAL               |             |           |
| USE OF MONEY & PROPERTY                              | 2          | 1                    |             |           |
| TOTAL REVENUE  | 2          | 1                    |             |           |
| SERVICES & SUPPLIES                                  |            |                      |             |           |
| OTHER CHARGES  | 295,532    | 341,417              | 307,542     | 307,542   |
| TRANSFERS  | 6,743,656  | 7,010,153            | 6,957,850   | 6,914,116 |
| TOTAL EXPENDITURES/APPROPRIATIONS                    | 7,039,188  | 7,351,570            | 7,265,392   | 7,221,658 |
| NET COST   | 7,039,187  | 7,351,569            | 7,265,392   | 7,221,658 |

DEPARTMENT 20033 ECON DEV-CAO  
FUNCTION GENERAL  
ACTIVITY PROMOTION

DETAIL BY REVENUE CATEGORY  
AND EXPENDITURE OBJECT

2012-13  
ACTUAL

2013-14  
ACTUAL

2014-15  
RECOMMENDED

2014-15  
ADOPTED

SERVICES & SUPPLIES

TOTAL EXPENDITURES/APPROPRIATIONS

NET COST

| DETAIL BY REVENUE CATEGORY<br>AND EXPENDITURE OBJECT | DEPARTMENT 20035 HUMAN RESRC<br>FUNCTION GENERAL<br>ACTIVITY LEGISLATIVE & ADMIN. |                   | 2014-15<br>RECOMMENDED | 2014-15<br>ADOPTED |
|--|---|-------------------|------------------------|--------------------|
|  | 2012-13<br>ACTUAL   | 2013-14<br>ACTUAL |                        |                    |
| OTHER REVENUE  | 15  | 138               |                        |                    |
| TOTAL REVENUE  | 15  | 138               |                        |                    |
| SALARIES & BENEFITS                                  | 229,615   | 266,194           | 345,551                | 345,614            |
| SERVICES & SUPPLIES                                  | 18,836  | 22,535            | 24,050                 | 23,254             |
| TOTAL EXPENDITURES/APPROPRIATIONS                    | 248,451   | 288,729           | 369,601                | 368,868            |
| NET COST   | 248,436   | 288,591           | 369,601                | 368,868            |

| DETAIL BY REVENUE CATEGORY<br>AND EXPENDITURE OBJECT | DEPARTMENT 20040 AUD-CNTRLR |                    | 2014-15<br>RECOMMENDED | 2014-15<br>ADOPTED |
|--|-----------------------------|--------------------|------------------------|--------------------|
|  | FUNCTION<br>ACTIVITY        | GENERAL<br>FINANCE |                        |                    |
|  | 2012-13<br>ACTUAL           | 2013-14<br>ACTUAL  |                        |                    |
| CHARGES FOR SERVICES                                 | 41,998                      | 44,406             | 33,600                 | 33,600             |
| OTHER REVENUE  | 66,313                      | 79,102             | 69,000                 | 69,000             |
| TRANSFER   |                             | 1,251              |                        |                    |
| TOTAL REVENUE  | 108,311                     | 124,759            | 102,600                | 102,600            |
| SALARIES & BENEFITS                                  | 491,902                     | 582,733            | 621,036                | 618,036            |
| SERVICES & SUPPLIES                                  | 93,922                      | 85,038             | 92,799                 | 91,206             |
| TOTAL EXPENDITURES/APPROPRIATIONS                    | 585,823                     | 667,770            | 713,835                | 709,242            |
| NET COST   | 477,513                     | 543,011            | 611,235                | 606,642            |



COUNTY OF PLUMAS  
 DETAIL OF FINANCING SOURCES AND FINANCING USES  
 GOVERNMENTAL FUNDS  
 FISCAL YEAR 2014-15

| DETAIL BY REVENUE CATEGORY<br>AND EXPENDITURE OBJECT | DEPARTMENT           | 20050 TREAS-TAX COLL | 2014-15<br>RECOMMENDED | 2014-15<br>ADOPTED |
|--|----------------------|----------------------|------------------------|--------------------|
|  | FUNCTION<br>ACTIVITY | GENERAL<br>FINANCE   |                        |                    |
| LICENSES & PERMITS                                   | 3,750                | 5,565                | 2,000                  | 2,000              |
| CHARGES FOR SERVICES                                 | 398,379              | 432,855              | 366,500                | 401,500            |
| OTHER REVENUE  | -1,695               | 1,015                |                        |                    |
| TOTAL REVENUE  | 400,434              | 439,435              | 368,500                | 403,500            |
| SALARIES & BENEFITS                                  | 418,077              | 464,865              | 523,580                | 523,580            |
| SERVICES & SUPPLIES                                  | 123,198              | 130,777              | 129,223                | 135,773            |
| TOTAL EXPENDITURES/APPROPRIATIONS                    | 541,275              | 595,641              | 652,803                | 659,353            |
| NET COST   | 140,841              | 156,206              | 284,303                | 255,853            |

DEPARTMENT 20057 \*\*DO NOT USE\*\*PCCDC PILT  
FUNCTION GENERAL  
ACTIVITY OTHER GENERAL

| DETAIL BY REVENUE CATEGORY<br>AND EXPENDITURE OBJECT | 2012-13<br>ACTUAL | 2013-14<br>ACTUAL | 2014-15<br>RECOMMENDED | 2014-15<br>ADOPTED |
|--|-------------------|-------------------|------------------------|--------------------|
|--|-------------------|-------------------|------------------------|--------------------|

SERVICES & SUPPLIES

TOTAL EXPENDITURES/APPROPRIATIONS

NET COST

COUNTY OF PLUMAS  
 DETAIL OF FINANCING SOURCES AND FINANCING USES  
 GOVERNMENTAL FUNDS  
 FISCAL YEAR 2014-15

| DETAIL BY REVENUE CATEGORY<br>AND EXPENDITURE OBJECT | DEPARTMENT 20060 ASSESSOR |                    | 2014-15<br>RECOMMENDED | 2014-15<br>ADOPTED |
|--|---------------------------|--------------------|------------------------|--------------------|
|  | FUNCTION<br>ACTIVITY      | GENERAL<br>FINANCE |                        |                    |
| CHARGES FOR SERVICES                                 | 2012-13<br>ACTUAL         | 2013-14<br>ACTUAL  |                        |                    |
|  | 90,648                    | 79,814             | 79,000                 | 79,000             |
| TOTAL REVENUE  | 90,648                    | 79,814             | 79,000                 | 79,000             |
| SALARIES & BENEFITS                                  | 601,332                   | 651,073            | 695,461                | 672,481            |
| SERVICES & SUPPLIES                                  | 24,717                    | 30,874             | 37,282                 | 34,793             |
| TOTAL EXPENDITURES/APPROPRIATIONS                    | 626,049                   | 681,947            | 732,743                | 707,274            |
| NET COST   | 535,401                   | 602,133            | 653,743                | 628,274            |

| DETAIL BY REVENUE CATEGORY<br>AND EXPENDITURE OBJECT | DEPARTMENT 20080 CO COUNSEL |                    | 2014-15<br>RECOMMENDED | 2014-15<br>ADOPTED |
|--|-----------------------------|--------------------|------------------------|--------------------|
|  | FUNCTION<br>ACTIVITY        | GENERAL<br>COUNSEL |                        |                    |
|  | 2012-13<br>ACTUAL           | 2013-14<br>ACTUAL  |                        |                    |
| CHARGES FOR SERVICES                                 | 868                         | 2,520              | 900                    | 900                |
| OTHER REVENUE  | 7,599                       | 530                | 500                    | 500                |
| TOTAL REVENUE  | 8,467                       | 3,049              | 1,400                  | 1,400              |
| SALARIES & BENEFITS                                  | 386,774                     | 416,174            | 438,603                | 438,603            |
| SERVICES & SUPPLIES                                  | 18,198                      | 18,633             | 25,770                 | 24,828             |
| TOTAL EXPENDITURES/APPROPRIATIONS                    | 404,972                     | 434,807            | 464,373                | 463,431            |
| NET COST   | 396,505                     | 431,757            | 462,973                | 462,031            |

| DETAIL BY REVENUE CATEGORY<br>AND EXPENDITURE OBJECT | DEPARTMENT           | 20100 ELECTIONS      | 2014-15<br>RECOMMENDED | 2014-15<br>ADOPTED |
|--|----------------------|----------------------|------------------------|--------------------|
|  | FUNCTION<br>ACTIVITY | GENERAL<br>ELECTIONS |                        |                    |
|  | 2012-13<br>ACTUAL    | 2013-14<br>ACTUAL    |                        |                    |
| STATE & FEDERAL AID                                  |                      |                      |                        |                    |
| CHARGES FOR SERVICES                                 | 25,326               | 22,131               | 18,844                 | 26,935             |
| TOTAL REVENUE  | 25,326               | 22,131               | 18,844                 | 26,935             |
| SALARIES & BENEFITS                                  | 200,123              | 213,021              | 225,967                | 225,967            |
| SERVICES & SUPPLIES                                  | 59,731               | 73,973               | 129,483                | 102,871            |
| TOTAL EXPENDITURES/APPROPRIATIONS                    | 259,854              | 286,994              | 355,450                | 328,838            |
| NET COST   | 234,528              | 264,862              | 336,606                | 301,903            |

| DETAIL BY REVENUE CATEGORY<br>AND EXPENDITURE OBJECT | DEPARTMENT 20120 FACILITY SVC |                                | 2014-15<br>RECOMMENDED | 2014-15<br>ADOPTED |
|--|-------------------------------|--------------------------------|------------------------|--------------------|
|  | FUNCTION<br>ACTIVITY          | GENERAL<br>PROPERTY MANAGEMENT |                        |                    |
| USE OF MONEY & PROPERTY                              | 2012-13<br>ACTUAL             | 2013-14<br>ACTUAL              |                        |                    |
|  | 3,069                         | 889                            | 805                    | 805                |
| STATE & FEDERAL AID                                  | 108,509                       |                                |                        |                    |
| CHARGES FOR SERVICES                                 | 36,981                        | 5,308                          | 5,500                  | 5,500              |
| OTHER REVENUE  | 5,000                         | 5,246                          |                        |                    |
| TRANSFER   |                               | 2,000                          | 1,000                  | 2,000              |
| TOTAL REVENUE  | 153,559                       | 13,443                         | 7,305                  | 8,305              |
| SALARIES & BENEFITS                                  | 450,790                       | 487,765                        | 509,643                | 509,643            |
| SERVICES & SUPPLIES                                  | 675,387                       | 693,441                        | 731,451                | 722,815            |
| OTHER CHARGES  |                               |                                |                        |                    |
| FIXED ASSETS   | 52,902                        | 17,914                         | 192,088                | 186,088            |
| TOTAL EXPENDITURES/APPROPRIATIONS                    | 1,179,079                     | 1,199,120                      | 1,433,182              | 1,418,546          |
| NET COST   | 1,025,520                     | 1,185,677                      | 1,425,877              | 1,410,241          |

| DETAIL BY REVENUE CATEGORY<br>AND EXPENDITURE OBJECT | 2012-13<br>ACTUAL | 2013-14<br>ACTUAL | 2014-15<br>RECOMMENDED | 2014-15<br>ADOPTED |
|--|-------------------|-------------------|------------------------|--------------------|
| OTHER REVENUE  |                   |                   |                        |                    |
| TOTAL REVENUE  |                   |                   |                        |                    |
| FIXED ASSETS   |                   |                   |                        |                    |
| TOTAL EXPENDITURES/APPROPRIATIONS                    |                   |                   |                        |                    |
| NET COST   |                   |                   |                        |                    |

DEPARTMENT 20137 COURTHOUSE REMODL  
FUNCTION GENERAL  
ACTIVITY PLANT ACQUISITION

| DETAIL BY REVENUE CATEGORY<br>AND EXPENDITURE OBJECT | 2012-13<br>ACTUAL | 2013-14<br>ACTUAL | 2014-15<br>RECOMMENDED | 2014-15<br>ADOPTED |
|--|-------------------|-------------------|------------------------|--------------------|
| OTHER REVENUE  |                   |                   |                        |                    |
| TOTAL REVENUE  |                   |                   |                        |                    |
| FIXED ASSETS   |                   |                   |                        |                    |
| TOTAL EXPENDITURES/APPROPRIATIONS                    |                   |                   |                        |                    |
| NET COST   |                   |                   |                        |                    |



STATE CONTROLLER SCHEDULES  
COUNTY BUDGET ACT  
JANUARY 2010

COUNTY OF PLUMAS  
DETAIL OF FINANCING SOURCES AND FINANCING USES  
GOVERNMENTAL FUNDS  
FISCAL YEAR 2014-15

SCHEDULE 9  
PAGE: 9.24

DEPARTMENT 20139 CAP PROJ-ANIMAL SHLTER  
FUNCTION GENERAL  
ACTIVITY PLANT ACQUISITION

| DETAIL BY REVENUE CATEGORY<br>AND EXPENDITURE OBJECT | 2012-13<br>ACTUAL | 2013-14<br>ACTUAL | 2014-15<br>RECOMMENDED | 2014-15<br>ADOPTED |
|--|-------------------|-------------------|------------------------|--------------------|
| OTHER REVENUE  |                   |                   |                        |                    |
| TOTAL REVENUE  |                   |                   |                        |                    |
| FIXED ASSETS   |                   |                   |                        |                    |
| TOTAL EXPENDITURES/APPROPRIATIONS                    |                   |                   |                        |                    |
| NET COST   |                   |                   |                        |                    |

| DETAIL BY REVENUE CATEGORY<br>AND EXPENDITURE OBJECT | DEPARTMENT           | 20140 CAPITAL IMPROVEMENT PROJ |                   | 2014-15<br>RECOMMENDED | 2014-15<br>ADOPTED |
|--|----------------------|--------------------------------|-------------------|------------------------|--------------------|
|  | FUNCTION<br>ACTIVITY | GENERAL                        | PLANT ACQUISITION |                        |                    |
|  | 2012-13<br>ACTUAL    | 2013-14<br>ACTUAL              |                   |                        |                    |
| USE OF MONEY & PROPERTY                              | 220                  | 324                            |                   |                        |                    |
| STATE & FEDERAL AID                                  | 200,000              | 176,173                        |                   |                        | 150,000            |
| TRANSFER   | 1,034,580            | 1,021,425                      |                   |                        | 1,072,725          |
| TOTAL REVENUE  | 1,234,800            | 1,197,922                      |                   |                        | 1,222,725          |
| SERVICES & SUPPLIES                                  | 1,219,627            | 1,221,622                      |                   |                        | 1,222,725          |
| FIXED ASSETS   |                      |                                |                   |                        |                    |
| TRANSFERS  |                      |                                |                   |                        | 75,000             |
| TOTAL EXPENDITURES/APPROPRIATIONS                    | 1,219,627            | 1,221,622                      |                   |                        | 1,297,725          |
| NET COST   | -15,173              | 23,700                         |                   |                        | 75,000             |

COUNTY OF PLUMAS  
DETAIL OF FINANCING SOURCES AND FINANCING USES  
GOVERNMENTAL FUNDS  
FISCAL YEAR 2014-15

| DETAIL BY REVENUE CATEGORY<br>AND EXPENDITURE OBJECT | DEPARTMENT           | 20190 COUNTY FAIR    |                   |                   |                        |                    |
|--|----------------------|----------------------|-------------------|-------------------|------------------------|--------------------|
|  | FUNCTION<br>ACTIVITY | GENERAL<br>PROMOTION | 2012-13<br>ACTUAL | 2013-14<br>ACTUAL | 2014-15<br>RECOMMENDED | 2014-15<br>ADOPTED |
| TAX REVENUE  |                      |                      | 1,813             | 1,873             | 1,000                  | 1,000              |
| USE OF MONEY & PROPERTY                              |                      |                      | 210,496           | 210,162           | 220,900                | 220,900            |
| STATE & FEDERAL AID                                  |                      |                      | 36,068            | 36,000            |                        |                    |
| CHARGES FOR SERVICES                                 |                      |                      | 51,905            | 53,355            | 58,450                 | 58,450             |
| OTHER REVENUE  |                      |                      | 33,424            | 29,743            | 30,900                 | 30,900             |
| TRANSFER   |                      |                      | 86,797            | 115,431           | 123,413                | 123,413            |
| TOTAL REVENUE  |                      |                      | 420,502           | 446,565           | 434,663                | 434,663            |
| SALARIES & BENEFITS                                  |                      |                      | 222,970           | 219,087           | 227,101                | 233,022            |
| SERVICES & SUPPLIES                                  |                      |                      | 238,950           | 243,202           | 198,051                | 191,970            |
| FIXED ASSETS   |                      |                      |                   |                   |                        |                    |
| TRANSFER OUT   |                      |                      | 4,134             | 5,776             | 3,486                  | 3,486              |
| TOTAL EXPENDITURES/APPROPRIATIONS                    |                      |                      | 466,054           | 468,066           | 428,638                | 428,478            |
| NET COST   |                      |                      | 45,553            | 21,501            | -6,025                 | -6,185             |

| DETAIL BY REVENUE CATEGORY<br>AND EXPENDITURE OBJECT | DEPARTMENT 20210 ENGINEER |                        | 2014-15<br>RECOMMENDED | 2014-15<br>ADOPTED |
|--|---------------------------|------------------------|------------------------|--------------------|
|  | FUNCTION GENERAL          | ACTIVITY OTHER GENERAL |                        |                    |
|  | 2012-13<br>ACTUAL         | 2013-14<br>ACTUAL      |                        |                    |
| USE OF MONEY & PROPERTY                              | 5                         | 6                      |                        |                    |
| CHARGES FOR SERVICES                                 | 69,199                    | 49,634                 | 41,500                 | 41,500             |
| TRANSFER   | 57,724                    | 70,048                 | 38,200                 | 39,352             |
| TOTAL REVENUE  | 126,929                   | 119,687                | 79,700                 | 80,852             |
| SALARIES & BENEFITS                                  | 198,007                   | 183,126                | 209,370                | 209,416            |
| SERVICES & SUPPLIES                                  | 8,182                     | 7,651                  | 9,459                  | 8,867              |
| TRANSFERS  | 2,792                     |                        | 2,000                  | 2,000              |
| TOTAL EXPENDITURES/APPROPRIATIONS                    | 208,981                   | 190,777                | 220,829                | 220,283            |
| NET COST   | 82,052                    | 71,090                 | 141,129                | 139,431            |

| DETAIL BY REVENUE CATEGORY<br>AND EXPENDITURE OBJECT | DEPARTMENT           | 20220 INFO TECH          | 2014-15<br>RECOMMENDED | 2014-15<br>ADOPTED |
|--|----------------------|--------------------------|------------------------|--------------------|
|  | FUNCTION<br>ACTIVITY | GENERAL<br>OTHER GENERAL |                        |                    |
| CHARGES FOR SERVICES                                 | 2012-13<br>ACTUAL    | 2013-14<br>ACTUAL        |                        |                    |
|  | 1,008                | 504                      |                        |                    |
| OTHER REVENUE  | 2,010                | 2,412                    |                        |                    |
| TRANSFER   | 52,081               | 68,016                   | 65,326                 | 69,136             |
| TOTAL REVENUE  | 55,099               | 70,932                   | 65,326                 | 69,136             |
| SALARIES & BENEFITS                                  | 366,456              | 389,859                  | 402,347                | 402,347            |
| SERVICES & SUPPLIES                                  | 287,718              | 303,565                  | 307,355                | 301,595            |
| FIXED ASSETS   |                      |                          |                        |                    |
| TRANSFER OUT   |                      |                          |                        |                    |
| TOTAL EXPENDITURES/APPROPRIATIONS                    | 654,174              | 693,424                  | 709,702                | 703,942            |
| NET COST   | 599,075              | 622,492                  | 644,376                | 634,806            |

| DETAIL BY REVENUE CATEGORY<br>AND EXPENDITURE OBJECT | DEPARTMENT 20237 DNA PENALTY (PROP 69) |                               | 2014-15<br>RECOMMENDED | 2014-15<br>ADOPTED |
|--|--|-------------------------------|------------------------|--------------------|
|  | FUNCTION<br>ACTIVITY                   | PUBLIC PROTECTION<br>JUDICIAL |                        |                    |
| FINES & PENALTIES                                    | 2012-13<br>ACTUAL                      | 2013-14<br>ACTUAL             |                        |                    |
|  | 10,177                                 | 7,958                         | 4,000                  | 7,000              |
| USE OF MONEY & PROPERTY                              | 129                                    | 17                            |                        |                    |
| TOTAL REVENUE  | 10,306                                 | 7,975                         | 4,000                  | 7,000              |
| SERVICES & SUPPLIES                                  | 36                                     | 64                            | 32                     | 32                 |
| TRANSFERS  | 79,000                                 | 9,053                         |                        |                    |
| TOTAL EXPENDITURES/APPROPRIATIONS                    | 79,036                                 | 9,117                         | 32                     | 32                 |
| NET COST   | 68,730                                 | 1,142                         | -3,968                 | -6,968             |

COUNTY OF PLUMAS  
 DETAIL OF FINANCING SOURCES AND FINANCING USES  
 GOVERNMENTAL FUNDS  
 FISCAL YEAR 2014-15

| DETAIL BY REVENUE CATEGORY<br>AND EXPENDITURE OBJECT | DEPARTMENT 20240 INS & BONDS |                          | 2014-15<br>RECOMMENDED | 2014-15<br>ADOPTED |
|--|------------------------------|--------------------------|------------------------|--------------------|
|  | FUNCTION<br>ACTIVITY         | GENERAL<br>OTHER GENERAL |                        |                    |
| CHARGES FOR SERVICES                                 | 2012-13<br>ACTUAL            | 2013-14<br>ACTUAL        |                        |                    |
|  | 1,058                        | 356                      |                        |                    |
| TOTAL REVENUE  | 1,058                        | 356                      |                        |                    |
| SERVICES & SUPPLIES                                  | 21,428                       |                          |                        |                    |
| TOTAL EXPENDITURES/APPROPRIATIONS                    | 21,428                       |                          |                        |                    |
| NET COST   | 20,370                       | -356                     |                        |                    |

| DETAIL BY REVENUE CATEGORY<br>AND EXPENDITURE OBJECT | DEPARTMENT 20270 GRAND JURY<br>FUNCTION PUBLIC PROTECTION<br>ACTIVITY JUDICIAL |                   | 2014-15<br>RECOMMENDED | 2014-15<br>ADOPTED |
|--|--|-------------------|------------------------|--------------------|
|  | 2012-13<br>ACTUAL  | 2013-14<br>ACTUAL |                        |                    |
| SERVICES & SUPPLIES                                  | 27,402   | 28,537            | 25,615                 | 25,615             |
| TOTAL EXPENDITURES/APPROPRIATIONS                    | 27,402   | 28,537            | 25,615                 | 25,615             |
| NET COST   | 27,402   | 28,537            | 25,615                 | 25,615             |



| DETAIL BY REVENUE CATEGORY<br>AND EXPENDITURE OBJECT | DEPARTMENT 20272 QLG LITIGATION |                        | 2014-15<br>RECOMMENDED | 2014-15<br>ADOPTED |
|--|---------------------------------|------------------------|------------------------|--------------------|
|  | FUNCTION GENERAL                | ACTIVITY OTHER GENERAL |                        |                    |
|  | 2012-13<br>ACTUAL               | 2013-14<br>ACTUAL      |                        |                    |
| USE OF MONEY & PROPERTY                              |                                 |                        |                        |                    |
| TOTAL REVENUE  |                                 |                        |                        |                    |
| SERVICES & SUPPLIES                                  |                                 |                        |                        |                    |
| TOTAL EXPENDITURES/APPROPRIATIONS                    |                                 |                        |                        |                    |
| NET COST   |                                 |                        |                        |                    |

| DETAIL BY REVENUE CATEGORY<br>AND EXPENDITURE OBJECT | DEPARTMENT 20290 MUNI COURT<br>FUNCTION PUBLIC PROTECTION<br>ACTIVITY JUDICIAL |                   | 2014-15<br>RECOMMENDED | 2014-15<br>ADOPTED |
|--|--|-------------------|------------------------|--------------------|
|  | 2012-13<br>ACTUAL  | 2013-14<br>ACTUAL |                        |                    |
| FINES & PENALTIES                                    | 214,538  | 220,611           | 224,100                | 224,100            |
| CHARGES FOR SERVICES                                 |  |                   |                        |                    |
| TOTAL REVENUE  | 214,538  | 220,611           | 224,100                | 224,100            |
| SERVICES & SUPPLIES                                  |  |                   |                        |                    |
| OTHER CHARGES  | 26,142   | 25,593            | 60,000                 | 30,000             |
| TOTAL EXPENDITURES/APPROPRIATIONS                    | 26,142   | 25,593            | 60,000                 | 30,000             |
| NET COST   | -188,397   | -195,019          | -164,100               | -194,100           |

COUNTY OF PLUMAS  
 DETAIL OF FINANCING SOURCES AND FINANCING USES  
 GOVERNMENTAL FUNDS  
 FISCAL YEAR 2014-15

| DETAIL BY REVENUE CATEGORY<br>AND EXPENDITURE OBJECT | DEPARTMENT | 20293 CRIMINAL JUS. CONST |                   |                   |                        |                    |
|--|------------|---------------------------|-------------------|-------------------|------------------------|--------------------|
|  | FUNCTION   | PUBLIC PROTECTION         |                   |                   |                        |                    |
|  | ACTIVITY   | JUDICIAL                  | 2012-13<br>ACTUAL | 2013-14<br>ACTUAL | 2014-15<br>RECOMMENDED | 2014-15<br>ADOPTED |
| FINES & PENALTIES                                    |            |                           | 53,327            | 53,668            | 40,000                 | 50,000             |
| USE OF MONEY & PROPERTY                              |            |                           | 1,011             | 611               |                        | 500                |
| TOTAL REVENUE  |            |                           | 54,337            | 54,279            | 40,000                 | 50,500             |
| NET COST   |            |                           | -54,337           | -54,279           | -40,000                | -50,500            |

| DETAIL BY REVENUE CATEGORY<br>AND EXPENDITURE OBJECT | DEPARTMENT 20320 PUBLIC DEFENDER<br>FUNCTION PUBLIC PROTECTION<br>ACTIVITY JUDICIAL |                   | 2014-15<br>RECOMMENDED | 2014-15<br>ADOPTED |
|--|---|-------------------|------------------------|--------------------|
|  | 2012-13<br>ACTUAL   | 2013-14<br>ACTUAL |                        |                    |
| CHARGES FOR SERVICES                                 | 9,642   | 8,290             | 8,000                  | 8,000              |
| TRANSFER   | 2,756   |                   |                        |                    |
| TOTAL REVENUE  | 12,398  | 8,290             | 8,000                  | 8,000              |
| SERVICES & SUPPLIES                                  | 358,698   | 358,864           | 372,071                | 355,971            |
| TRANSFERS  |   | 1,000             |                        |                    |
| TOTAL EXPENDITURES/APPROPRIATIONS                    | 358,698   | 359,864           | 372,071                | 355,971            |
| NET COST   | 346,301   | 351,574           | 364,071                | 347,971            |

COUNTY OF PLUMAS  
 DETAIL OF FINANCING SOURCES AND FINANCING USES  
 GOVERNMENTAL FUNDS  
 FISCAL YEAR 2014-15

| DETAIL BY REVENUE CATEGORY<br>AND EXPENDITURE OBJECT | DEPARTMENT 20342 CIVIL OPERATIONS |  | 2014-15<br>RECOMMENDED | 2014-15<br>ADOPTED |
|--|-----------------------------------|--|------------------------|--------------------|
|  | FUNCTION<br>ACTIVITY              | PUBLIC PROTECTION<br>POLICE PROTECTION |                        |                    |
| USE OF MONEY & PROPERTY                              | 2012-13<br>ACTUAL                 | 2013-14<br>ACTUAL                      |                        |                    |
|  | 42                                | 16                                     | 18                     | 18                 |
| CHARGES FOR SERVICES                                 | 4,223                             | 3,754                                  | 3,300                  | 3,600              |
| TOTAL REVENUE  | 4,265                             | 3,770                                  | 3,318                  | 3,618              |
| SERVICES & SUPPLIES                                  | 5,374                             | 8,454                                  | 11,170                 | 10,809             |
| TOTAL EXPENDITURES/APPROPRIATIONS                    | 5,374                             | 8,454                                  | 11,170                 | 10,809             |
| NET COST   | 1,110                             | 4,684                                  | 7,852                  | 7,191              |

| DETAIL BY REVENUE CATEGORY<br>AND EXPENDITURE OBJECT | DEPARTMENT 20343 NARCOTICS<br>FUNCTION PUBLIC PROTECTION<br>ACTIVITY POLICE PROTECTION |                   | 2014-15<br>RECOMMENDED | 2014-15<br>ADOPTED |
|--|--|-------------------|------------------------|--------------------|
|  | 2012-13<br>ACTUAL  | 2013-14<br>ACTUAL |                        |                    |
| FINES & PENALTIES                                    | 17,197   | 3,141             |                        |                    |
| USE OF MONEY & PROPERTY                              | 358  | 155               |                        | 100                |
| STATE & FEDERAL AID                                  | 303  |                   |                        |                    |
| TOTAL REVENUE  | 17,858   | 3,296             |                        | 100                |
| SERVICES & SUPPLIES                                  | 6,066  | 18,027            | 31,598                 | 31,959             |
| FIXED ASSETS   | 5,421  | 43,215            | 12,000                 | 12,000             |
| TRANSFERS  | 8,778  |                   |                        |                    |
| TOTAL EXPENDITURES/APPROPRIATIONS                    | 20,266   | 61,243            | 43,598                 | 43,959             |
| NET COST   | 2,408  | 57,946            | 43,598                 | 43,859             |

| DETAIL BY REVENUE CATEGORY<br>AND EXPENDITURE OBJECT | DEPARTMENT 20370 INTENS DRG SUP<br>FUNCTION PUBLIC PROTECTION<br>ACTIVITY DETENTION & CORRECTION |                   |                        |                    |
|--|--|-------------------|------------------------|--------------------|
|  | 2012-13<br>ACTUAL  | 2013-14<br>ACTUAL | 2014-15<br>RECOMMENDED | 2014-15<br>ADOPTED |
| STATE & FEDERAL AID                                  | 10,487   | 14,736            |                        | 3,385              |
| TRANSFER   |  |                   | 20,073                 |                    |
| TOTAL REVENUE  | 10,487   | 14,736            | 20,073                 | 3,385              |
| SALARIES & BENEFITS                                  |  |                   | 633                    | 633                |
| SERVICES & SUPPLIES                                  | 2,883  | 3,246             | 4,300                  | 2,218              |
| TRANSFERS  | 13,497   | 12,130            | 15,140                 | 1,113              |
| TOTAL EXPENDITURES/APPROPRIATIONS                    | 16,380   | 15,376            | 20,073                 | 3,964              |
| NET COST   | 5,893  | 640               |                        | 579                |

| DETAIL BY REVENUE CATEGORY<br>AND EXPENDITURE OBJECT | DEPARTMENT 20400 PROBATION<br>FUNCTION PUBLIC PROTECTION<br>ACTIVITY DETENTION & CORRECTION |                   |                        |                    |
|--|---|-------------------|------------------------|--------------------|
|  | 2012-13<br>ACTUAL   | 2013-14<br>ACTUAL | 2014-15<br>RECOMMENDED | 2014-15<br>ADOPTED |
| STATE & FEDERAL AID                                  | 226,001   | 71,886            | 163,763                | 163,763            |
| CHARGES FOR SERVICES                                 | 24,479  | 28,874            | 32,760                 | 33,260             |
| OTHER REVENUE  | 5,210   | 10,085            |                        | 56,000             |
| TRANSFER   | 314,609   | 285,236           | 367,397                | 451,030            |
| TOTAL REVENUE  | 570,299   | 396,081           | 563,920                | 704,053            |
| SALARIES & BENEFITS                                  | 866,456   | 711,524           | 981,858                | 1,006,341          |
| SERVICES & SUPPLIES                                  | 47,308  | 62,131            | 72,948                 | 59,987             |
| OTHER CHARGES  | 28,910  | 47,833            | 48,775                 | 48,775             |
| FIXED ASSETS   | 36,489  |                   |                        |                    |
| TOTAL EXPENDITURES/APPROPRIATIONS                    | 979,163   | 821,489           | 1,103,581              | 1,115,103          |
| NET COST   | 408,865   | 425,408           | 539,661                | 411,050            |



| DETAIL BY REVENUE CATEGORY<br>AND EXPENDITURE OBJECT | DEPARTMENT 20401 PROB-EVIDENCE BASED SUPRV<br>FUNCTION PUBLIC PROTECTION<br>ACTIVITY DETENTION & CORRECTION |                   |                        |                    |
|--|---|-------------------|------------------------|--------------------|
|  | 2012-13<br>ACTUAL   | 2013-14<br>ACTUAL | 2014-15<br>RECOMMENDED | 2014-15<br>ADOPTED |
| STATE & FEDERAL AID                                  | 33,872  |                   |                        |                    |
| TOTAL REVENUE  | 33,872  |                   |                        |                    |
| SALARIES & BENEFITS                                  | 5,047   | 55                | 86                     | 86                 |
| SERVICES & SUPPLIES                                  | 21,060  | 9,654             | -2,431                 | -2,447             |
| TOTAL EXPENDITURES/APPROPRIATIONS                    | 26,107  | 9,708             | -2,345                 | -2,361             |
| NET COST   | -7,765  | 9,708             | -2,345                 | -2,361             |

| DETAIL BY REVENUE CATEGORY<br>AND EXPENDITURE OBJECT | DEPARTMENT 20402 PROB --JJCPA SLESF<br>FUNCTION PUBLIC PROTECTION<br>ACTIVITY DETENTION & CORRECTION |                   |                        |                    |
|--|--|-------------------|------------------------|--------------------|
|  | 2012-13<br>ACTUAL  | 2013-14<br>ACTUAL | 2014-15<br>RECOMMENDED | 2014-15<br>ADOPTED |
| USE OF MONEY & PROPERTY                              | 1,208  | 736               | 900                    | 900                |
| STATE & FEDERAL AID                                  | 52,685   | 72,472            | 105,435                | 109,713            |
| TRANSFER   | 975  |                   |                        |                    |
| TOTAL REVENUE  | 54,868   | 73,208            | 106,335                | 110,613            |
| SALARIES & BENEFITS                                  | 11,259   | 5,013             | 11,905                 | 609                |
| SERVICES & SUPPLIES                                  | 4,467  | 3,695             | 10,173                 | 10,090             |
| TRANSFERS  | 37,392   |                   | 32,092                 | 51,258             |
| TOTAL EXPENDITURES/APPROPRIATIONS                    | 53,118   | 8,708             | 54,170                 | 61,957             |
| NET COST   | -1,751   | -64,500           | -52,165                | -48,656            |

COUNTY OF PLUMAS  
DETAIL OF FINANCING SOURCES AND FINANCING USES  
GOVERNMENTAL FUNDS  
FISCAL YEAR 2014-15

| DETAIL BY REVENUE CATEGORY<br>AND EXPENDITURE OBJECT | 2012-13<br>ACTUAL | 2013-14<br>ACTUAL | 2014-15<br>RECOMMENDED | 2014-15<br>ADOPTED |
|--|-------------------|-------------------|------------------------|--------------------|
| STATE & FEDERAL AID                                  |                   |                   |                        |                    |
| TOTAL REVENUE  |                   |                   |                        |                    |
| SALARIES & BENEFITS                                  |                   | 1,709             |                        |                    |
| SERVICES & SUPPLIES                                  |                   | 96                |                        | -71                |
| TOTAL EXPENDITURES/APPROPRIATIONS                    |                   | 1,805             |                        | -71                |
| NET COST   |                   | 1,805             |                        | -71                |

| DETAIL BY REVENUE CATEGORY<br>AND EXPENDITURE OBJECT | DEPARTMENT 20407 PROB-CRT DRUG<br>FUNCTION PUBLIC PROTECTION<br>ACTIVITY DETENTION & CORRECTION |                   | 2014-15<br>RECOMMENDED | 2014-15<br>ADOPTED |
|--|---|-------------------|------------------------|--------------------|
|  | 2012-13<br>ACTUAL   | 2013-14<br>ACTUAL |                        |                    |
| STATE & FEDERAL AID                                  |   |                   |                        |                    |
| TRANSFER   | 84,237  | 76,519            | 15,000                 | 20,000             |
| TOTAL REVENUE  | 84,237  | 76,519            | 15,000                 | 20,000             |
| SALARIES & BENEFITS                                  | 2,296   |                   | 211                    | 211                |
| SERVICES & SUPPLIES                                  | 20,623  | 22,629            | 12,789                 | 19,789             |
| TRANSFERS  | 61,318  | 54,123            | 2,000                  |                    |
| TOTAL EXPENDITURES/APPROPRIATIONS                    | 84,237  | 76,752            | 15,000                 | 20,000             |
| NET COST   |   | 233               |                        |                    |

| DETAIL BY REVENUE CATEGORY<br>AND EXPENDITURE OBJECT | DEPARTMENT 20409 PROB-ADULT HIGH RISK<br>FUNCTION PUBLIC PROTECTION<br>ACTIVITY DETENTION & CORRECTION |                   | 2014-15<br>RECOMMENDED | 2014-15<br>ADOPTED |
|--|--|-------------------|------------------------|--------------------|
|  | 2012-13<br>ACTUAL  | 2013-14<br>ACTUAL |                        |                    |
| USE OF MONEY & PROPERTY                              | 1,432  | 940               | 935                    | 935                |
| STATE & FEDERAL AID                                  | 442,680  | 269,031           | 329,369                | 329,369            |
| TOTAL REVENUE  | 444,112  | 269,971           | 330,304                | 330,304            |
| SALARIES & BENEFITS                                  | 43,966   | 13,020            | 14,648                 | 61,100             |
| SERVICES & SUPPLIES                                  | 28,908   | 32,811            | 38,328                 | 170,305            |
| FIXED ASSETS   |  |                   |                        |                    |
| TRANSFERS  | 161,615  | 217,264           | 277,329                | 364,851            |
| TOTAL EXPENDITURES/APPROPRIATIONS                    | 234,489  | 263,096           | 330,304                | 596,255            |
| NET COST   | -209,623   | -6,876            |                        | 265,951            |

| DETAIL BY REVENUE CATEGORY<br>AND EXPENDITURE OBJECT | DEPARTMENT 20413 DOMESTIC VIOL ASST |                                       | 2014-15<br>RECOMMENDED | 2014-15<br>ADOPTED |
|--|-------------------------------------|---------------------------------------|------------------------|--------------------|
|  | FUNCTION<br>ACTIVITY                | PUBLIC PROTECTION<br>OTHER PROTECTION |                        |                    |
| LICENSES & PERMITS                                   | 2012-13<br>ACTUAL<br>2,862          | 2013-14<br>ACTUAL<br>4,193            | 3,000                  | 3,000              |
| USE OF MONEY & PROPERTY                              | 16                                  | 11                                    | 9                      | 9                  |
| TOTAL REVENUE  | 2,878                               | 4,205                                 | 3,009                  | 3,009              |
| SERVICES & SUPPLIES                                  | 949                                 | 1,788                                 | 9,153                  | 9,014              |
| TRANSFERS  |                                     | 1,461                                 |                        |                    |
| TOTAL EXPENDITURES/APPROPRIATIONS                    | 949                                 | 3,249                                 | 9,153                  | 9,014              |
| NET COST   | -1,930                              | -956                                  | 6,144                  | 6,005              |

| DETAIL BY REVENUE CATEGORY<br>AND EXPENDITURE OBJECT | DEPARTMENT 20415 PROB- JVNJ JUST<br>FUNCTION PUBLIC PROTECTION<br>ACTIVITY DETENTION & CORRECTION |                   |                        |                    |
|--|---|-------------------|------------------------|--------------------|
|  | 2012-13<br>ACTUAL   | 2013-14<br>ACTUAL | 2014-15<br>RECOMMENDED | 2014-15<br>ADOPTED |
| USE OF MONEY & PROPERTY                              |   |                   | 800                    | 800                |
| STATE & FEDERAL AID                                  |   |                   | 204,272                | 204,272            |
| TRANSFER   | 112,296   | 120,392           |                        |                    |
| TOTAL REVENUE  | 112,296   | 120,392           | 205,072                | 205,072            |
| SALARIES & BENEFITS                                  | 44,453  | 52,768            | 55,692                 | 56,172             |
| SERVICES & SUPPLIES                                  | 17,262  | 15,623            | 22,400                 | 31,047             |
| OTHER CHARGES  | 6,401   | 6,125             | 15,000                 | 22,000             |
| FIXED ASSETS   |   |                   |                        | 38,000             |
| TRANSFERS  | 7,574   | 5,182             | 7,497                  | 16,335             |
| TOTAL EXPENDITURES/APPROPRIATIONS                    | 75,689  | 79,697            | 100,589                | 163,554            |
| NET COST   | -36,607   | -40,695           | -104,483               | -41,518            |

| DETAIL BY REVENUE CATEGORY<br>AND EXPENDITURE OBJECT | DEPARTMENT 20418 PROB-AB109<br>FUNCTION PUBLIC PROTECTION<br>ACTIVITY DETENTION & CORRECTION |                   |                        |                    |
|--|--|-------------------|------------------------|--------------------|
|  | 2012-13<br>ACTUAL  | 2013-14<br>ACTUAL | 2014-15<br>RECOMMENDED | 2014-15<br>ADOPTED |
| STATE & FEDERAL AID                                  | 90,957   |                   |                        |                    |
| TRANSFER   | 34,574   |                   | 201,845                | 201,845            |
| TOTAL REVENUE  | 125,531  |                   | 201,845                | 201,845            |
| SALARIES & BENEFITS                                  |  |                   |                        |                    |
| SERVICES & SUPPLIES                                  | 25,836   | 37,827            | 54,145                 | 54,259             |
| OTHER CHARGES  |  | 5,664             | 5,000                  | 5,000              |
| TRANSFERS  | 123,083  | 89,634            | 142,700                | 142,586            |
| TOTAL EXPENDITURES/APPROPRIATIONS                    | 148,919  | 133,125           | 201,845                | 201,845            |
| NET COST   | 23,388   | 133,125           |                        |                    |



| DETAIL BY REVENUE CATEGORY<br>AND EXPENDITURE OBJECT | DEPARTMENT 20420 VICTIM WIT<br>FUNCTION PUBLIC PROTECTION<br>ACTIVITY DETENTION & CORRECTION |                   | 2014-15<br>RECOMMENDED | 2014-15<br>ADOPTED |
|--|--|-------------------|------------------------|--------------------|
|  | 2012-13<br>ACTUAL  | 2013-14<br>ACTUAL |                        |                    |
| STATE & FEDERAL AID                                  | 139,528  | 66,106            | 106,316                | 147,923            |
| TRANSFER   |  | 1,461             |                        |                    |
| TOTAL REVENUE  | 139,528  | 67,567            | 106,316                | 147,923            |
| SALARIES & BENEFITS                                  | 87,500   | 86,230            | 87,191                 | 87,191             |
| SERVICES & SUPPLIES                                  | 18,389   | 20,447            | 19,124                 | 20,191             |
| TOTAL EXPENDITURES/APPROPRIATIONS                    | 105,889  | 106,677           | 106,315                | 107,382            |
| NET COST   | -33,639  | 39,110            | -1                     | -40,541            |

| DETAIL BY REVENUE CATEGORY<br>AND EXPENDITURE OBJECT | DEPARTMENT 20423 GENERAL PLAN |                          | 2014-15<br>RECOMMENDED | 2014-15<br>ADOPTED |
|--|-------------------------------|--------------------------|------------------------|--------------------|
|  | FUNCTION<br>ACTIVITY          | GENERAL<br>OTHER GENERAL |                        |                    |
| STATE & FEDERAL AID                                  | 2012-13<br>ACTUAL             | 2013-14<br>ACTUAL        |                        |                    |
|  | 89,765                        | 56,570                   |                        |                    |
| TOTAL REVENUE  | 89,765                        | 56,570                   |                        |                    |
| SERVICES & SUPPLIES                                  | 66,179                        | 106,806                  | 13,509                 | 13,509             |
| TOTAL EXPENDITURES/APPROPRIATIONS                    | 66,179                        | 106,806                  | 13,509                 | 13,509             |
| NET COST   | -23,587                       | 50,236                   | 13,509                 | 13,509             |

| DETAIL BY REVENUE CATEGORY<br>AND EXPENDITURE OBJECT | DEPARTMENT 20424 ANIMAL CONTROL |                                       | 2014-15<br>RECOMMENDED | 2014-15<br>ADOPTED |
|--|---------------------------------|---------------------------------------|------------------------|--------------------|
|  | FUNCTION<br>ACTIVITY            | PUBLIC PROTECTION<br>OTHER PROTECTION |                        |                    |
|  | 2012-13<br>ACTUAL               | 2013-14<br>ACTUAL                     |                        |                    |
| FINES & PENALTIES                                    | 717                             | 1,110                                 | 1,000                  | 1,000              |
| USE OF MONEY & PROPERTY                              | 2                               | -3                                    |                        |                    |
| OTHER REVENUE  |                                 |                                       |                        |                    |
| TRANSFER   |                                 |                                       |                        |                    |
| TOTAL REVENUE  | 719                             | 1,107                                 | 1,000                  | 1,000              |
| SERVICES & SUPPLIES                                  | 4,574                           |                                       |                        |                    |
| TOTAL EXPENDITURES/APPROPRIATIONS                    | 4,574                           |                                       |                        |                    |
| NET COST   | 3,855                           | -1,107                                | -1,000                 | -1,000             |

| DETAIL BY REVENUE CATEGORY<br>AND EXPENDITURE OBJECT | DEPARTMENT 20980 CONTINGENCY-GENERAL |                            | 2014-15<br>RECOMMENDED | 2014-15<br>ADOPTED |
|--|--------------------------------------|----------------------------|------------------------|--------------------|
|  | FUNCTION DISTRICT FUNCTION           | ACTIVITY DISTRICT ACTIVITY |                        |                    |
|  | 2012-13<br>ACTUAL                    | 2013-14<br>ACTUAL          |                        |                    |
| SERVICES & SUPPLIES                                  |                                      |                            |                        |                    |
| TOTAL EXPENDITURES/APPROPRIATIONS                    |                                      |                            |                        |                    |
| NET COST   |                                      |                            |                        |                    |

| DETAIL BY REVENUE CATEGORY<br>AND EXPENDITURE OBJECT | DEPARTMENT 22281 REC MICROGRPHC<br>FUNCTION PUBLIC PROTECTION<br>ACTIVITY OTHER PROTECTION |                   | 2014-15<br>RECOMMENDED | 2014-15<br>ADOPTED |
|--|--|-------------------|------------------------|--------------------|
|  | 2012-13<br>ACTUAL  | 2013-14<br>ACTUAL |                        |                    |
| USE OF MONEY & PROPERTY                              | 212  | 120               | 165                    | 165                |
| CHARGES FOR SERVICES                                 | 10,144   | 9,071             | 10,000                 | 10,000             |
| TOTAL REVENUE  | 10,356   | 9,191             | 10,165                 | 10,165             |
| SERVICES & SUPPLIES                                  | 7,142  | 3,059             | 20,251                 | 20,251             |
| FIXED ASSETS   |  |                   | 20,000                 | 20,000             |
| TOTAL EXPENDITURES/APPROPRIATIONS                    | 7,142  | 3,059             | 40,251                 | 40,251             |
| NET COST   | -3,214   | -6,132            | 30,086                 | 30,086             |

| DETAIL BY REVENUE CATEGORY<br>AND EXPENDITURE OBJECT | DEPARTMENT 22341 CHILD ABUSE PRVN |                                       | 2014-15<br>RECOMMENDED | 2014-15<br>ADOPTED |
|--|-----------------------------------|---------------------------------------|------------------------|--------------------|
|  | FUNCTION<br>ACTIVITY              | PUBLIC PROTECTION<br>OTHER PROTECTION |                        |                    |
| USE OF MONEY & PROPERTY                              | 2012-13<br>ACTUAL                 | 2013-14<br>ACTUAL                     |                        |                    |
|  | 513                               | 493                                   | 350                    | 350                |
| STATE & FEDERAL AID                                  | 28,173                            | 28,190                                | 28,000                 | 28,000             |
| CHARGES FOR SERVICES                                 | 2,739                             | 2,531                                 | 2,500                  | 2,500              |
| OTHER REVENUE  | 87,520                            | 15,989                                | 15,000                 | 15,000             |
| TOTAL REVENUE  | 118,945                           | 47,204                                | 45,850                 | 45,850             |
| SERVICES & SUPPLIES                                  | 112,117                           | 35,464                                | 45,775                 | 45,775             |
| TOTAL EXPENDITURES/APPROPRIATIONS                    | 112,117                           | 35,464                                | 45,775                 | 45,775             |
| NET COST   | -6,828                            | -11,740                               | -75                    | -75                |

| DETAIL BY REVENUE CATEGORY<br>AND EXPENDITURE OBJECT | DEPARTMENT           | 22411 REC MODRNZTN                    | 2014-15<br>RECOMMENDED | 2014-15<br>ADOPTED |
|--|----------------------|---------------------------------------|------------------------|--------------------|
|  | FUNCTION<br>ACTIVITY | PUBLIC PROTECTION<br>OTHER PROTECTION |                        |                    |
|  | 2012-13<br>ACTUAL    | 2013-14<br>ACTUAL                     |                        |                    |
| USE OF MONEY & PROPERTY                              | 1,228                | 618                                   | 1,075                  | 1,075              |
| CHARGES FOR SERVICES                                 | 38,814               | 30,141                                | 30,000                 | 30,000             |
| TOTAL REVENUE  | 40,042               | 30,759                                | 31,075                 | 31,075             |
| SALARIES & BENEFITS                                  | 7,106                | 22,674                                | 42,628                 | 42,628             |
| SERVICES & SUPPLIES                                  | 15,553               | 53,416                                | 101,485                | 101,474            |
| FIXED ASSETS   |                      |                                       | 100,000                | 100,000            |
| TRANSFERS  |                      |                                       |                        |                    |
| TOTAL EXPENDITURES/APPROPRIATIONS                    | 22,659               | 76,091                                | 244,113                | 244,102            |
| NET COST   | -17,383              | 45,331                                | 213,038                | 213,027            |

| DETAIL BY REVENUE CATEGORY<br>AND EXPENDITURE OBJECT | DEPARTMENT 22911 INMATE WELFARE<br>FUNCTION PUBLIC PROTECTION<br>ACTIVITY DETENTION & CORRECTION |                   | 2014-15<br>RECOMMENDED | 2014-15<br>ADOPTED |
|--|--|-------------------|------------------------|--------------------|
|  | 2012-13<br>ACTUAL  | 2013-14<br>ACTUAL |                        |                    |
| USE OF MONEY & PROPERTY                              | 164  | 55                | 25                     | 25                 |
| OTHER REVENUE  | 28,226   | 38,555            | 30,000                 | 35,000             |
| TOTAL REVENUE  | 28,390   | 38,611            | 30,025                 | 35,025             |
| SERVICES & SUPPLIES                                  | 29,969   | 43,215            | 49,035                 | 46,234             |
| OTHER CHARGES  | 6,408  | 2,706             | 5,500                  | 3,000              |
| FIXED ASSETS   |  |                   |                        |                    |
| TRANSFERS  | 7,000  | 7,000             | 2,000                  | 2,000              |
| TOTAL EXPENDITURES/APPROPRIATIONS                    | 43,376   | 52,921            | 56,535                 | 51,234             |
| NET COST   | 14,986   | 14,310            | 26,510                 | 16,209             |



| DETAIL BY REVENUE CATEGORY<br>AND EXPENDITURE OBJECT | DEPARTMENT 40044 TOBACCO SETTLEMENT<br>FUNCTION HEALTH & SANITATION<br>ACTIVITY HEALTH |                   | 2014-15<br>RECOMMENDED | 2014-15<br>ADOPTED |
|--|--|-------------------|------------------------|--------------------|
|  | 2012-13<br>ACTUAL  | 2013-14<br>ACTUAL |                        |                    |
| USE OF MONEY & PROPERTY                              | 1,120  | 917               |                        |                    |
| STATE & FEDERAL AID                                  | 67,980   |                   | 200,000                |                    |
| TRANSFER   | 187,345  | 200,000           |                        | 75,000             |
| TOTAL REVENUE  | 256,445  | 200,917           | 200,000                | 75,000             |
| SERVICES & SUPPLIES                                  | 120  | 80                | -8                     | -8                 |
| TRANSFERS  | 200,000  | 200,000           | 200,000                | 50,000             |
| TOTAL EXPENDITURES/APPROPRIATIONS                    | 200,120  | 200,080           | 199,992                | 49,992             |
| NET COST   | -56,325  | -837              | -8                     | -25,008            |

| DETAIL BY REVENUE CATEGORY<br>AND EXPENDITURE OBJECT | DEPARTMENT 70280 CHILD SUPP<br>FUNCTION PUBLIC PROTECTION<br>ACTIVITY JUDICIAL |                   | 2014-15<br>RECOMMENDED | 2014-15<br>ADOPTED |
|--|--|-------------------|------------------------|--------------------|
|  | 2012-13<br>ACTUAL  | 2013-14<br>ACTUAL |                        |                    |
| USE OF MONEY & PROPERTY                              | 1,535  | 772               |                        |                    |
| STATE & FEDERAL AID                                  | 675,788  | 716,830           | 842,958                | 842,958            |
| OTHER REVENUE  |  | -125              |                        |                    |
| TOTAL REVENUE  | 677,323  | 717,477           | 842,958                | 842,958            |
| SALARIES & BENEFITS                                  | 612,088  | 588,672           | 723,221                | 723,221            |
| SERVICES & SUPPLIES                                  | 115,954  | 87,024            | 126,320                | 124,418            |
| TOTAL EXPENDITURES/APPROPRIATIONS                    | 728,042  | 675,696           | 849,541                | 847,639            |
| NET COST   | 50,720   | -41,781           | 6,583                  | 4,681              |

| DETAIL BY REVENUE CATEGORY<br>AND EXPENDITURE OBJECT | DEPARTMENT           | 70301 DISTRICT ATTORNEY |                   |                        |                    |
|--|----------------------|-------------------------|-------------------|------------------------|--------------------|
|  | FUNCTION<br>ACTIVITY | 2012-13<br>ACTUAL       | 2013-14<br>ACTUAL | 2014-15<br>RECOMMENDED | 2014-15<br>ADOPTED |
| TAX REVENUE  |                      | 101,831                 | 85,997            | 75,000                 | 82,997             |
| USE OF MONEY & PROPERTY                              | 3                    |                         | 11                |                        |                    |
| STATE & FEDERAL AID                                  |                      | 39,780                  | 33,362            | 32,000                 | 32,000             |
| CHARGES FOR SERVICES                                 |                      | 5,655                   | 4,291             | 4,050                  | 4,050              |
| OTHER REVENUE  |                      | 4,658                   | 4,885             | 1,000                  | 1,000              |
| TRANSFER   |                      | 812,207                 | 936,992           | 930,968                | 930,968            |
| TOTAL REVENUE  |                      | 964,135                 | 1,065,537         | 1,043,018              | 1,051,015          |
| SALARIES & BENEFITS                                  |                      | 816,333                 | 904,829           | 922,750                | 934,961            |
| SERVICES & SUPPLIES                                  |                      | 81,052                  | 101,983           | 108,488                | 94,862             |
| FIXED ASSETS   |                      |                         |                   |                        |                    |
| TRANSFER OUT   |                      | 8,538                   | 9,939             | 9,536                  | 9,536              |
| TOTAL EXPENDITURES/APPROPRIATIONS                    |                      | 905,923                 | 1,016,751         | 1,040,774              | 1,039,359          |
| NET COST   |                      | -58,212                 | -48,787           | -2,244                 | -11,656            |

| DETAIL BY REVENUE CATEGORY<br>AND EXPENDITURE OBJECT | DEPARTMENT 70302 DA/OCJP ADA<br>FUNCTION PUBLIC PROTECTION<br>ACTIVITY JUDICIAL |                   | 2014-15<br>RECOMMENDED | 2014-15<br>ADOPTED |
|--|---|-------------------|------------------------|--------------------|
|  | 2012-13<br>ACTUAL   | 2013-14<br>ACTUAL |                        |                    |
| FINES & PENALTIES                                    | 3,783   | 691               |                        |                    |
| STATE & FEDERAL AID                                  | 6,422   | 6,943             |                        |                    |
| TOTAL REVENUE  | 10,205  | 7,634             |                        |                    |
| SALARIES & BENEFITS                                  | 13,328  | 245               | 296                    | 296                |
| SERVICES & SUPPLIES                                  | 3,774   | 165               | 14,476                 | 14,433             |
| FIXED ASSETS   |   |                   |                        |                    |
| TOTAL EXPENDITURES/APPROPRIATIONS                    | 17,102  | 409               | 14,772                 | 14,729             |
| NET COST   | 6,896   | -7,225            | 14,772                 | 14,729             |

DEPARTMENT 70303 DA/SPOUSAL ABUSE PROG.  
FUNCTION PUBLIC PROTECTION  
ACTIVITY JUDICIAL

DETAIL BY REVENUE CATEGORY  
AND EXPENDITURE OBJECT

2012-13  
ACTUAL

2013-14  
ACTUAL

2014-15  
RECOMMENDED

2014-15  
ADOPTED

CHARGES FOR SERVICES

TOTAL REVENUE

NET COST

DEPARTMENT 70304 DA-AUTO & WC FRAUD  
 FUNCTION PUBLIC PROTECTION  
 ACTIVITY JUDICIAL

| DETAIL BY REVENUE CATEGORY<br>AND EXPENDITURE OBJECT | 2012-13<br>ACTUAL | 2013-14<br>ACTUAL | 2014-15<br>RECOMMENDED | 2014-15<br>ADOPTED |
|--|-------------------|-------------------|------------------------|--------------------|
| STATE & FEDERAL AID                                  | 1,246             |                   |                        |                    |
| TOTAL REVENUE  | 1,246             |                   |                        |                    |
| SALARIES & BENEFITS                                  |                   |                   | 7                      |                    |
| SERVICES & SUPPLIES                                  |                   |                   | 2                      | 1                  |
| TOTAL EXPENDITURES/APPROPRIATIONS                    |                   |                   | 9                      | 1                  |
| NET COST   | -1,246            |                   | 9                      | 1                  |

| DETAIL BY REVENUE CATEGORY<br>AND EXPENDITURE OBJECT | DEPARTMENT 70305 DA-JAG GRANT DEPT<br>FUNCTION PUBLIC PROTECTION<br>ACTIVITY JUDICIAL |                   | 2014-15     | 2014-15 |
|--|---|-------------------|-------------|---------|
|  | 2012-13<br>ACTUAL   | 2013-14<br>ACTUAL | RECOMMENDED | ADOPTED |
| STATE & FEDERAL AID                                  | 19,302  |                   |             |         |
| TOTAL REVENUE  | 19,302  |                   |             |         |
| SALARIES & BENEFITS                                  | 19,284  |                   | 76          |         |
| SERVICES & SUPPLIES                                  |   |                   | 17          | 3       |
| FIXED ASSETS   |   |                   |             |         |
| TOTAL EXPENDITURES/APPROPRIATIONS                    | 19,284  |                   | 93          | 3       |
| NET COST   | -18   |                   | 93          | 3       |

DEPARTMENT 70306 DA/VERTICAL PROSECUTION  
 FUNCTION PUBLIC PROTECTION  
 ACTIVITY JUDICIAL

| DETAIL BY REVENUE CATEGORY<br>AND EXPENDITURE OBJECT | 2012-13<br>ACTUAL | 2013-14<br>ACTUAL | 2014-15<br>RECOMMENDED | 2014-15<br>ADOPTED |
|--|-------------------|-------------------|------------------------|--------------------|
| STATE & FEDERAL AID                                  | 5,150             |                   |                        |                    |
| TOTAL REVENUE  | 5,150             |                   |                        |                    |
| SALARIES & BENEFITS                                  | 2,017             |                   | 581                    |                    |
| SERVICES & SUPPLIES                                  | 380               |                   | 132                    | 22                 |
| TOTAL EXPENDITURES/APPROPRIATIONS                    | 2,397             |                   | 713                    | 22                 |
| NET COST   | -2,753            |                   | 713                    | 22                 |



| DETAIL BY REVENUE CATEGORY<br>AND EXPENDITURE OBJECT | DEPARTMENT 70307 DA/ALTERN SENTENCING PRG<br>FUNCTION PUBLIC PROTECTION<br>ACTIVITY JUDICIAL |                   |                        |                    |
|--|--|-------------------|------------------------|--------------------|
|  | 2012-13<br>ACTUAL  | 2013-14<br>ACTUAL | 2014-15<br>RECOMMENDED | 2014-15<br>ADOPTED |
| STATE & FEDERAL AID                                  |  | 22,131            | 110,000                | 21,341             |
| TRANSFER   | 61,978   | 92,055            | 90,000                 | 243,000            |
| TOTAL REVENUE  | 61,978   | 114,186           | 200,000                | 264,341            |
| SALARIES & BENEFITS                                  | 39,849   | 121,003           | 148,446                | 199,155            |
| SERVICES & SUPPLIES                                  | 36,957   | 35,925            | 15,626                 | 57,959             |
| TOTAL EXPENDITURES/APPROPRIATIONS                    | 76,806   | 156,928           | 164,072                | 257,114            |
| NET COST   | 14,828   | 42,742            | -35,928                | -7,227             |

| DETAIL BY REVENUE CATEGORY<br>AND EXPENDITURE OBJECT | DEPARTMENT<br>FUNCTION<br>ACTIVITY | 70329 SO-BUFFER<br>PUBLIC PROTECTION<br>POLICE PROTECTION | 2012-13<br>ACTUAL | 2013-14<br>ACTUAL | 2014-15<br>RECOMMENDED | 2014-15<br>ADOPTED |
|--|------------------------------------|---|-------------------|-------------------|------------------------|--------------------|
| STATE & FEDERAL AID                                  |                                    |   | 193,955           |                   |                        |                    |
| TOTAL REVENUE  |                                    |   | 193,955           |                   |                        |                    |
| SERVICES & SUPPLIES                                  |                                    |   |                   |                   |                        |                    |
| FIXED ASSETS   |                                    |   |                   |                   |                        |                    |
| TOTAL EXPENDITURES/APPROPRIATIONS                    |                                    |   |                   |                   |                        |                    |
| NET COST   |                                    |   |                   | -193,955          |                        |                    |

| DETAIL BY REVENUE CATEGORY<br>AND EXPENDITURE OBJECT | DEPARTMENT 70330 SHERIFF |  | 2014-15<br>RECOMMENDED | 2014-15<br>ADOPTED |
|--|--------------------------|--|------------------------|--------------------|
|  | FUNCTION<br>ACTIVITY     | PUBLIC PROTECTION<br>POLICE PROTECTION |                        |                    |
| TAX REVENUE  | 2012-13<br>ACTUAL        | 2013-14<br>ACTUAL                      |                        |                    |
| LICENSES & PERMITS                                   |                          |  |                        |                    |
| FINES & PENALTIES                                    |                          |  |                        |                    |
| STATE & FEDERAL AID                                  |                          |  |                        |                    |
| CHARGES FOR SERVICES                                 |                          |  |                        |                    |
| OTHER REVENUE  |                          |  |                        |                    |
| TRANSFER   |                          |  |                        |                    |
| TOTAL REVENUE  |                          |  |                        |                    |
| SALARIES & BENEFITS                                  |                          |  |                        |                    |
| SERVICES & SUPPLIES                                  |                          |  |                        |                    |
| FIXED ASSETS   |                          |  |                        |                    |
| TOTAL EXPENDITURES/APPROPRIATIONS                    |                          |  |                        |                    |
| NET COST   |                          |  |                        |                    |

DEPARTMENT 70331 AB 443  
 FUNCTION PUBLIC PROTECTION  
 ACTIVITY POLICE PROTECTION

| DETAIL BY REVENUE CATEGORY<br>AND EXPENDITURE OBJECT | 2012-13<br>ACTUAL | 2013-14<br>ACTUAL | 2014-15<br>RECOMMENDED | 2014-15<br>ADOPTED |
|--|-------------------|-------------------|------------------------|--------------------|
| STATE & FEDERAL AID                                  | 7,350             |                   |                        |                    |
| OTHER REVENUE  | 17,828            | 1,103             |                        |                    |
| TRANSFER   | 469,527           | 512,249           | 635,000                | 635,000            |
| TOTAL REVENUE  | 494,705           | 513,353           | 635,000                | 635,000            |
| SALARIES & BENEFITS                                  | 79,016            | 118,866           | 135,259                | 129,180            |
| SERVICES & SUPPLIES                                  | 200,633           | 204,734           | 254,940                | 236,823            |
| FIXED ASSETS   | 35,680            | 31,806            | 320,000                | 135,000            |
| TRANSFERS  | 474,652           | 568,086           | 70,497                 | 489,495            |
| TOTAL EXPENDITURES/APPROPRIATIONS                    | 789,982           | 923,492           | 780,696                | 990,498            |
| NET COST   | 295,277           | 410,139           | 145,696                | 355,498            |

| DETAIL BY REVENUE CATEGORY<br>AND EXPENDITURE OBJECT | DEPARTMENT        | 70338 SCAAP -SO   |                        |                    |
|--|-------------------|-------------------|------------------------|--------------------|
|  | FUNCTION          | PUBLIC PROTECTION |                        |                    |
|  | ACTIVITY          | POLICE PROTECTION | 2014-15<br>RECOMMENDED | 2014-15<br>ADOPTED |
| STATE & FEDERAL AID                                  | 2012-13<br>ACTUAL | 2013-14<br>ACTUAL |                        |                    |
|  | 3,100             | 278               |                        | 319                |
| TOTAL REVENUE  | 3,100             | 278               |                        | 319                |
| SERVICES & SUPPLIES                                  | 5,832             | 3,710             | 7,010                  | 7,336              |
| TOTAL EXPENDITURES/APPROPRIATIONS                    | 5,832             | 3,710             | 7,010                  | 7,336              |
| NET COST   | 2,732             | 3,432             | 7,010                  | 7,017              |

DEPARTMENT 70339 PSIC GRNT (OLD COPS TECH)  
 FUNCTION PUBLIC PROTECTION  
 ACTIVITY POLICE PROTECTION

| DETAIL BY REVENUE CATEGORY<br>AND EXPENDITURE OBJECT | 2012-13<br>ACTUAL | 2013-14<br>ACTUAL | 2014-15<br>RECOMMENDED | 2014-15<br>ADOPTED |
|--|-------------------|-------------------|------------------------|--------------------|
| STATE & FEDERAL AID                                  | 215,571           |                   |                        |                    |
| TRANSFER   |                   | 1,583             | 9                      | 9                  |
| TOTAL REVENUE  | 215,571           | 1,583             | 9                      | 9                  |
| SERVICES & SUPPLIES                                  |                   | 1,583             | 9                      | 9                  |
| FIXED ASSETS   |                   |                   |                        |                    |
| TOTAL EXPENDITURES/APPROPRIATIONS                    |                   | 1,583             | 9                      | 9                  |
| NET COST   | -215,571          |                   |                        |                    |

| DETAIL BY REVENUE CATEGORY<br>AND EXPENDITURE OBJECT | DEPARTMENT 70340 EVERY 15 MIN<br>FUNCTION PUBLIC PROTECTION<br>ACTIVITY POLICE PROTECTION |                   |                        |                    |
|--|---|-------------------|------------------------|--------------------|
|  | 2012-13<br>ACTUAL   | 2013-14<br>ACTUAL | 2014-15<br>RECOMMENDED | 2014-15<br>ADOPTED |
| STATE & FEDERAL AID                                  | 4,406   | 16,521            |                        |                    |
| OTHER REVENUE  | 199   |                   |                        |                    |
| TRANSFER   | 138   | 3,608             | 123                    | 135                |
| TOTAL REVENUE  | 4,744   | 20,129            | 123                    | 135                |
| SERVICES & SUPPLIES                                  | 6,927   | 13,353            | 123                    | 123                |
| TOTAL EXPENDITURES/APPROPRIATIONS                    | 6,927   | 13,353            | 123                    | 123                |
| NET COST   | 2,183   | -6,776            |                        | -12                |

| DETAIL BY REVENUE CATEGORY<br>AND EXPENDITURE OBJECT | DEPARTMENT 70343 CALMMET - SO<br>FUNCTION PUBLIC PROTECTION<br>ACTIVITY POLICE PROTECTION |                   | 2014-15<br>RECOMMENDED | 2014-15<br>ADOPTED |
|--|---|-------------------|------------------------|--------------------|
|  | 2012-13<br>ACTUAL   | 2013-14<br>ACTUAL |                        |                    |
| STATE & FEDERAL AID                                  |   |                   |                        |                    |
| OTHER REVENUE  | 1,336   |                   |                        |                    |
| TRANSFER   | 23,874  | 27,810            | 20,000                 | 20,000             |
| TOTAL REVENUE  | 25,210  | 27,810            | 20,000                 | 20,000             |
| SALARIES & BENEFITS                                  | 9,780   | 13,824            | 22,843                 | 22,147             |
| SERVICES & SUPPLIES                                  | 1,876   | 7,542             | 23,166                 | 26,600             |
| FIXED ASSETS   |   |                   | 25,000                 | 25,000             |
| TOTAL EXPENDITURES/APPROPRIATIONS                    | 11,656  | 21,366            | 71,009                 | 73,747             |
| NET COST   | -13,554   | -6,444            | 51,009                 | 53,747             |



| DETAIL BY REVENUE CATEGORY<br>AND EXPENDITURE OBJECT | DEPARTMENT 70344 HOMELND SEC - SHRFF<br>FUNCTION PUBLIC PROTECTION<br>ACTIVITY POLICE PROTECTION |                   |                        |                    |
|--|--|-------------------|------------------------|--------------------|
|  | 2012-13<br>ACTUAL  | 2013-14<br>ACTUAL | 2014-15<br>RECOMMENDED | 2014-15<br>ADOPTED |
| STATE & FEDERAL AID                                  | 94,196   | 63,089            | 68,239                 | 106,665            |
| TRANSFER   | 218  | 290               |                        |                    |
| TOTAL REVENUE  | 94,414   | 63,379            | 68,239                 | 106,665            |
| SERVICES & SUPPLIES                                  | 6,416  | 65,017            | 14,239                 | 15,902             |
| FIXED ASSETS   | 10,590   | 18,337            | 54,000                 | 54,000             |
| TOTAL EXPENDITURES/APPROPRIATIONS                    | 17,005   | 83,354            | 68,239                 | 69,902             |
| NET COST   | -77,409  | 19,975            |                        | -36,763            |

| DETAIL BY REVENUE CATEGORY<br>AND EXPENDITURE OBJECT | DEPARTMENT 70345 HOMELND SEC - OES<br>FUNCTION PUBLIC PROTECTION<br>ACTIVITY POLICE PROTECTION |                   |                        |                    |
|--|--|-------------------|------------------------|--------------------|
|  | 2012-13<br>ACTUAL  | 2013-14<br>ACTUAL | 2014-15<br>RECOMMENDED | 2014-15<br>ADOPTED |
| STATE & FEDERAL AID                                  | 167,424  |                   | 70,000                 | 95,142             |
| TRANSFER   | 2,284  | 152               |                        |                    |
| TOTAL REVENUE  | 169,708  | 152               | 70,000                 | 95,142             |
| SALARIES & BENEFITS                                  | 8,513  |                   |                        |                    |
| SERVICES & SUPPLIES                                  | 58,157   | 152               | 70,000                 | 70,142             |
| FIXED ASSETS   | 83,053   |                   |                        | 25,000             |
| TOTAL EXPENDITURES/APPROPRIATIONS                    | 149,724  | 152               | 70,000                 | 95,142             |
| NET COST   | -19,984  |                   |                        |                    |

| DETAIL BY REVENUE CATEGORY<br>AND EXPENDITURE OBJECT | DEPARTMENT | 70348 DCE/SP      |             |         |
|--|------------|-------------------|-------------|---------|
|  | FUNCTION   | PUBLIC PROTECTION |             |         |
|  | ACTIVITY   | POLICE PROTECTION |             |         |
|  | 2012-13    | 2013-14           | 2014-15     | 2014-15 |
|  | ACTUAL     | ACTUAL            | RECOMMENDED | ADOPTED |
| STATE & FEDERAL AID                                  | 50,000     | 50,000            |             |         |
| TRANSFER   |            | 435               | 237         | 237     |
| TOTAL REVENUE  | 50,000     | 50,435            | 237         | 237     |
| SALARIES & BENEFITS                                  | 13,500     | 4,530             | 9,677       | 9,677   |
| SERVICES & SUPPLIES                                  | 36,887     | 47,115            | 39,658      | 39,351  |
| TOTAL EXPENDITURES/APPROPRIATIONS                    | 50,386     | 51,645            | 49,335      | 49,028  |
| NET COST   | 386        | 1,210             | 49,098      | 48,791  |

| DETAIL BY REVENUE CATEGORY<br>AND EXPENDITURE OBJECT | DEPARTMENT 70350 BOAT SFTY & ENFRMNT<br>FUNCTION PUBLIC PROTECTION<br>ACTIVITY POLICE PROTECTION |                   |                        |                    |
|--|--|-------------------|------------------------|--------------------|
|  | 2012-13<br>ACTUAL  | 2013-14<br>ACTUAL | 2014-15<br>RECOMMENDED | 2014-15<br>ADOPTED |
| TAX REVENUE  | 19,476   | 18,264            | 17,924                 | 17,924             |
| STATE & FEDERAL AID                                  | 173,922  | 145,203           | 132,511                | 190,608            |
| TRANSFER   |  | 2,370             | 1,318                  | 1,318              |
| TOTAL REVENUE  | 193,398  | 165,836           | 151,753                | 209,850            |
| SALARIES & BENEFITS                                  | 107,568  | 105,429           | 101,963                | 123,444            |
| SERVICES & SUPPLIES                                  | 46,333   | 44,643            | 49,911                 | 51,330             |
| FIXED ASSETS   |  |                   |                        |                    |
| TOTAL EXPENDITURES/APPROPRIATIONS                    | 153,901  | 150,072           | 151,874                | 174,774            |
| NET COST   | -39,497  | -15,765           | 121                    | -35,076            |

| DETAIL BY REVENUE CATEGORY<br>AND EXPENDITURE OBJECT | DEPARTMENT 70356 SLESF - SHRFF<br>FUNCTION PUBLIC PROTECTION<br>ACTIVITY POLICE PROTECTION |                   | 2014-15<br>RECOMMENDED | 2014-15<br>ADOPTED |
|--|--|-------------------|------------------------|--------------------|
|  | 2012-13<br>ACTUAL  | 2013-14<br>ACTUAL |                        |                    |
| STATE & FEDERAL AID                                  | 89,034   | 94,147            | 75,000                 | 75,000             |
| TOTAL REVENUE  | 89,034   | 94,147            | 75,000                 | 75,000             |
| SALARIES & BENEFITS                                  |  |                   | 696                    |                    |
| SERVICES & SUPPLIES                                  | 2,581  | 1,761             | -1,247                 | -1,247             |
| FIXED ASSETS   |  | 106,805           | 88,535                 |                    |
| TRANSFERS  | 131,458  | 50,000            |                        | 100,862            |
| TOTAL EXPENDITURES/APPROPRIATIONS                    | 134,039  | 158,566           | 87,984                 | 99,615             |
| NET COST   | 45,005   | 64,419            | 12,984                 | 24,615             |

| DETAIL BY REVENUE CATEGORY<br>AND EXPENDITURE OBJECT | DEPARTMENT 70357 SHERIFF-MEDCOM |  | 2014-15<br>RECOMMENDED | 2014-15<br>ADOPTED |
|--|---------------------------------|--|------------------------|--------------------|
|  | FUNCTION<br>ACTIVITY            | PUBLIC PROTECTION<br>POLICE PROTECTION |                        |                    |
| TRANSFER   | 2012-13<br>ACTUAL               | 2013-14<br>ACTUAL                      | 8,000                  | 8,000              |
| TOTAL REVENUE  | 16,240                          | 7,766                                  | 8,000                  | 8,000              |
| SERVICES & SUPPLIES                                  | 13,359                          | 10,882                                 | 19,655                 | 19,655             |
| FIXED ASSETS   |                                 |  | 18,345                 | 21,834             |
| TOTAL EXPENDITURES/APPROPRIATIONS                    | 13,359                          | 10,882                                 | 38,000                 | 41,489             |
| NET COST   | -2,881                          | 3,116                                  | 30,000                 | 33,489             |

| DETAIL BY REVENUE CATEGORY<br>AND EXPENDITURE OBJECT | DEPARTMENT 70359 SLESF - JAIL<br>FUNCTION PUBLIC PROTECTION<br>ACTIVITY POLICE PROTECTION |                   |                        |                    |
|--|---|-------------------|------------------------|--------------------|
|  | 2012-13<br>ACTUAL   | 2013-14<br>ACTUAL | 2014-15<br>RECOMMENDED | 2014-15<br>ADOPTED |
| STATE & FEDERAL AID                                  | 5,427   | 6,054             | 2,000                  | 2,000              |
| TRANSFER   | 100   |                   |                        |                    |
| TOTAL REVENUE  | 5,527   | 6,054             | 2,000                  | 2,000              |
| SERVICES & SUPPLIES                                  | 6,085   | 4,024             | 7,620                  | 2,620              |
| TRANSFERS  |   |                   |                        | 5,000              |
| TOTAL EXPENDITURES/APPROPRIATIONS                    | 6,085   | 4,024             | 7,620                  | 7,620              |
| NET COST   | 558   | -2,030            | 5,620                  | 5,620              |

| DETAIL BY REVENUE CATEGORY<br>AND EXPENDITURE OBJECT | DEPARTMENT 70362 SHERIFF-CCP AB109 |  | 2014-15<br>RECOMMENDED | 2014-15<br>ADOPTED |
|--|------------------------------------|--|------------------------|--------------------|
|  | FUNCTION<br>ACTIVITY               | PUBLIC PROTECTION<br>POLICE PROTECTION |                        |                    |
|  | 2012-13<br>ACTUAL                  | 2013-14<br>ACTUAL                      |                        |                    |
| STATE & FEDERAL AID                                  | 204,204                            | 174,111                                | 416,094                |                    |
| CHARGES FOR SERVICES                                 | 3,380                              | 15,809                                 | 16,000                 | 16,000             |
| OTHER REVENUE  | 31,429                             |  |                        |                    |
| TRANSFER   |                                    |  |                        | 361,594            |
| TOTAL REVENUE  | 239,012                            | 189,920                                | 432,094                | 377,594            |
| SALARIES & BENEFITS                                  | 189,535                            | 226,471                                | 303,857                | 303,857            |
| SERVICES & SUPPLIES                                  | 23,372                             | 60,933                                 | 132,269                | 122,631            |
| TOTAL EXPENDITURES/APPROPRIATIONS                    | 212,908                            | 287,405                                | 436,126                | 426,488            |
| NET COST   | -26,105                            | 97,484                                 | 4,032                  | 48,894             |



DEPARTMENT 70370 BAILIFF  
FUNCTION PUBLIC PROTECTION  
ACTIVITY POLICE PROTECTION

| DETAIL BY REVENUE CATEGORY<br>AND EXPENDITURE OBJECT | 2012-13<br>ACTUAL | 2013-14<br>ACTUAL | 2014-15<br>RECOMMENDED | 2014-15<br>ADOPTED |
|--|-------------------|-------------------|------------------------|--------------------|
| STATE & FEDERAL AID                                  |                   |                   |                        |                    |
| CHARGES FOR SERVICES                                 |                   |                   |                        |                    |
| TRANSFER   |                   |                   |                        |                    |
| TOTAL REVENUE  |                   |                   |                        |                    |
| SALARIES & BENEFITS                                  |                   |                   |                        |                    |
| SERVICES & SUPPLIES                                  |                   |                   |                        |                    |
| TRANSFERS  |                   | 142,420           |                        |                    |
| TOTAL EXPENDITURES/APPROPRIATIONS                    |                   | 142,420           |                        |                    |
| NET COST   |                   | 142,420           |                        |                    |

| DETAIL BY REVENUE CATEGORY<br>AND EXPENDITURE OBJECT | DEPARTMENT 70380 JAILS<br>FUNCTION PUBLIC PROTECTION<br>ACTIVITY DETENTION & CORRECTION |                   |                        |                    |
|--|---|-------------------|------------------------|--------------------|
|  | 2012-13<br>ACTUAL   | 2013-14<br>ACTUAL | 2014-15<br>RECOMMENDED | 2014-15<br>ADOPTED |
| STATE & FEDERAL AID                                  | 15,000  | 12,625            | 13,375                 | 13,375             |
| CHARGES FOR SERVICES                                 | 17,313  | 17,985            | 18,000                 | 18,000             |
| OTHER REVENUE  | 3,440   | 11,851            | 10,600                 | 12,800             |
| TRANSFER   | 1,761,680   | 1,690,659         | 1,681,606              | 1,686,606          |
| TOTAL REVENUE  | 1,797,433   | 1,733,120         | 1,723,581              | 1,730,781          |
| SALARIES & BENEFITS                                  | 1,138,287   | 1,117,347         | 1,269,426              | 1,217,300          |
| SERVICES & SUPPLIES                                  | 468,094   | 582,152           | 625,122                | 621,367            |
| OTHER CHARGES  |   |                   |                        |                    |
| FIXED ASSETS   | 5,001   |                   |                        |                    |
| TOTAL EXPENDITURES/APPROPRIATIONS                    | 1,611,381   | 1,699,499         | 1,894,548              | 1,838,667          |
| NET COST   | -186,052  | -33,621           | 170,967                | 107,886            |

| DETAIL BY REVENUE CATEGORY<br>AND EXPENDITURE OBJECT | DEPARTMENT 70384 OHV GRANT<br>FUNCTION PUBLIC PROTECTION<br>ACTIVITY POLICE PROTECTION |                   | 2014-15<br>RECOMMENDED | 2014-15<br>ADOPTED |
|--|--|-------------------|------------------------|--------------------|
|  | 2012-13<br>ACTUAL  | 2013-14<br>ACTUAL |                        |                    |
| STATE & FEDERAL AID                                  | 88,706   | 64,480            | 20,000                 | 114,895            |
| TOTAL REVENUE  | 88,706   | 64,480            | 20,000                 | 114,895            |
| SALARIES & BENEFITS                                  | 42,464   | 48,245            | 26,978                 | 87,819             |
| SERVICES & SUPPLIES                                  | 18,740   | 10,270            | 24,994                 | 26,671             |
| FIXED ASSETS   | 1,990  | 48,923            | 20,000                 | 30,000             |
| TOTAL EXPENDITURES/APPROPRIATIONS                    | 63,194   | 107,438           | 71,972                 | 144,490            |
| NET COST   | -25,513  | 42,958            | 51,972                 | 29,595             |

| DETAIL BY REVENUE CATEGORY<br>AND EXPENDITURE OBJECT | DEPARTMENT 70385 OES/ADA SHRFF<br>FUNCTION PUBLIC PROTECTION<br>ACTIVITY POLICE PROTECTION |                   |                        |                    |
|--|--|-------------------|------------------------|--------------------|
|  | 2012-13<br>ACTUAL  | 2013-14<br>ACTUAL | 2014-15<br>RECOMMENDED | 2014-15<br>ADOPTED |
| STATE & FEDERAL AID                                  | 82,000   | 50,565            | 55,643                 | 73,354             |
| TRANSFER   | 3,191  | 6,009             |                        | 2,503              |
| TOTAL REVENUE  | 85,191   | 56,574            | 55,643                 | 75,857             |
| SALARIES & BENEFITS                                  | 61,240   | 41,806            | 55,117                 | 55,117             |
| SERVICES & SUPPLIES                                  | 3,380  | 2,897             | 533                    | 941                |
| TRANSFERS  |  |                   |                        |                    |
| TOTAL EXPENDITURES/APPROPRIATIONS                    | 64,620   | 44,703            | 55,650                 | 56,058             |
| NET COST   | -20,571  | -11,871           | 7                      | -19,799            |

| DETAIL BY REVENUE CATEGORY<br>AND EXPENDITURE OBJECT | DEPARTMENT 70386 HOMELAND SECURITY#3<br>FUNCTION PUBLIC PROTECTION<br>ACTIVITY POLICE PROTECTION |                   |                        |                    |
|--|--|-------------------|------------------------|--------------------|
|  | 2012-13<br>ACTUAL  | 2013-14<br>ACTUAL | 2014-15<br>RECOMMENDED | 2014-15<br>ADOPTED |
| STATE & FEDERAL AID                                  |  | 38,199            | 11,941                 | 27,018             |
| TOTAL REVENUE  |  | 38,199            | 11,941                 | 27,018             |
| SALARIES & BENEFITS                                  |  |                   |                        |                    |
| SERVICES & SUPPLIES                                  | 20,740   | 41,129            | 11,941                 | 3,349              |
| TOTAL EXPENDITURES/APPROPRIATIONS                    | 20,740   | 41,129            | 11,941                 | 3,349              |
| NET COST   | 20,740   | 2,930             |                        | -23,669            |

| DETAIL BY REVENUE CATEGORY<br>AND EXPENDITURE OBJECT | DEPARTMENT 70387 COURT SECURITY |  | 2014-15<br>RECOMMENDED | 2014-15<br>ADOPTED |
|--|---------------------------------|--|------------------------|--------------------|
|  | FUNCTION<br>ACTIVITY            | PUBLIC PROTECTION<br>POLICE PROTECTION |                        |                    |
|  | 2012-13<br>ACTUAL               | 2013-14<br>ACTUAL                      |                        |                    |
| STATE & FEDERAL AID                                  |                                 |  |                        |                    |
| CHARGES FOR SERVICES                                 |                                 |  |                        |                    |
| TRANSFER   | 377,486                         | 402,770                                | 336,000                | 336,000            |
| TOTAL REVENUE  | 377,486                         | 402,770                                | 336,000                | 336,000            |
| SALARIES & BENEFITS                                  | 233,473                         | 231,908                                | 365,788                | 365,788            |
| SERVICES & SUPPLIES                                  | 775                             | 3,278                                  | 38,213                 | 67,894             |
| FIXED ASSETS   |                                 |  | 90,000                 | 135,000            |
| TOTAL EXPENDITURES/APPROPRIATIONS                    | 234,248                         | 235,186                                | 494,001                | 568,682            |
| NET COST   | -143,238                        | -167,584                               | 158,001                | 232,682            |

| DETAIL BY REVENUE CATEGORY<br>AND EXPENDITURE OBJECT | DEPARTMENT 70388 SB678 |  | 2014-15<br>RECOMMENDED | 2014-15<br>ADOPTED |
|--|------------------------|--|------------------------|--------------------|
|  | FUNCTION<br>ACTIVITY   | PUBLIC PROTECTION<br>POLICE PROTECTION |                        |                    |
|  | 2012-13<br>ACTUAL      | 2013-14<br>ACTUAL                      |                        |                    |
| TRANSFER   | 54,442                 | 139,442                                | 124,214                | 124,214            |
| TOTAL REVENUE  | 54,442                 | 139,442                                | 124,214                | 124,214            |
| SALARIES & BENEFITS                                  | 40,584                 | 106,479                                | 124,190                | 124,190            |
| SERVICES & SUPPLIES                                  |                        |  | 25                     | 46,825             |
| TOTAL EXPENDITURES/APPROPRIATIONS                    | 40,584                 | 106,479                                | 124,215                | 171,015            |
| NET COST   | -13,858                | -32,963                                | 1                      | 46,801             |

DEPARTMENT 70391 SO -ASST FORFEITURE EDU  
 FUNCTION PUBLIC PROTECTION  
 ACTIVITY POLICE PROTECTION

| DETAIL BY REVENUE CATEGORY<br>AND EXPENDITURE OBJECT | 2012-13<br>ACTUAL | 2013-14<br>ACTUAL | 2014-15<br>RECOMMENDED | 2014-15<br>ADOPTED |
|--|-------------------|-------------------|------------------------|--------------------|
| STATE & FEDERAL AID                                  | 5,159             | 942               |                        |                    |
| TOTAL REVENUE  | 5,159             | 942               |                        |                    |
| SERVICES & SUPPLIES                                  | 5,623             | 3,036             | 20,756                 | 21,195             |
| TOTAL EXPENDITURES/APPROPRIATIONS                    | 5,623             | 3,036             | 20,756                 | 21,195             |
| NET COST   | 464               | 2,094             | 20,756                 | 21,195             |



DEPARTMENT 70558 PUBLIC HEALTH - MAA ADMIN  
FUNCTION HEALTH & SANITATION  
ACTIVITY HEALTH

| DETAIL BY REVENUE CATEGORY<br>AND EXPENDITURE OBJECT | 2012-13<br>ACTUAL | 2013-14<br>ACTUAL | 2014-15<br>RECOMMENDED | 2014-15<br>ADOPTED |
|--|-------------------|-------------------|------------------------|--------------------|
| CHARGES FOR SERVICES                                 |                   |                   |                        | 1,486,560          |
| TOTAL REVENUE  |                   |                   |                        | 1,486,560          |
| SERVICES & SUPPLIES                                  |                   |                   |                        | 1,986,560          |
| TOTAL EXPENDITURES/APPROPRIATIONS                    |                   |                   |                        | 1,986,560          |
| NET COST   |                   |                   |                        | 500,000            |

| DETAIL BY REVENUE CATEGORY<br>AND EXPENDITURE OBJECT | DEPARTMENT 70559 FED AID TL III. (HLTH)<br>FUNCTION HEALTH & SANITATION<br>ACTIVITY HEALTH |                   |                        |                    |
|--|--|-------------------|------------------------|--------------------|
|  | 2012-13<br>ACTUAL  | 2013-14<br>ACTUAL | 2014-15<br>RECOMMENDED | 2014-15<br>ADOPTED |
| STATE & FEDERAL AID                                  | 301,526  | 277,737           | 284,556                | 284,556            |
| TOTAL REVENUE  | 301,526  | 277,737           | 284,556                | 284,556            |
| SALARIES & BENEFITS                                  | 71,879   | 62,501            | 64,180                 | 64,180             |
| SERVICES & SUPPLIES                                  | 202,983  | 209,214           | 208,428                | 208,199            |
| OTHER CHARGES  | 16,658   | 12,100            | 11,713                 | 11,713             |
| TRANSFER OUT   | 850  |                   |                        |                    |
| TOTAL EXPENDITURES/APPROPRIATIONS                    | 292,370  | 283,815           | 284,320                | 284,091            |
| NET COST   | -9,155   | 6,077             | -236                   | -465               |

| DETAIL BY REVENUE CATEGORY<br>AND EXPENDITURE OBJECT | DEPARTMENT 70560 HEALTH<br>FUNCTION HEALTH & SANITATION<br>ACTIVITY HEALTH |                   | 2014-15<br>RECOMMENDED | 2014-15<br>ADOPTED |
|--|--|-------------------|------------------------|--------------------|
|  | 2012-13<br>ACTUAL  | 2013-14<br>ACTUAL |                        |                    |
| USE OF MONEY & PROPERTY                              | 2,180  | 1,088             | 1,500                  | 1,500              |
| STATE & FEDERAL AID                                  | 3,195,370  | 2,988,068         | 2,582,062              | 2,674,026          |
| CHARGES FOR SERVICES                                 | 493,159  | 394,211           | 429,055                | 419,063            |
| OTHER REVENUE  | 12,256   | 7,391             |                        |                    |
| TRANSFER   | 223,636  | 182,443           | 174,295                | 159,644            |
| TOTAL REVENUE  | 3,926,601  | 3,573,201         | 3,186,912              | 3,254,233          |
| SALARIES & BENEFITS                                  | 1,550,511  | 1,461,180         | 1,717,710              | 1,785,044          |
| SERVICES & SUPPLIES                                  | 1,930,277  | 1,493,904         | 1,356,004              | 1,440,122          |
| OTHER CHARGES  | 64,899   | 69,991            | 62,071                 | 61,543             |
| FIXED ASSETS   | 23,227   | 33,551            | 60,000                 | 50,000             |
| TRANSFER OUT   | 24,609   | 34,701            | 34,701                 | 34,701             |
| TRANSFERS  | 242,042  | 179,963           | 250,796                | 264,944            |
| TOTAL EXPENDITURES/APPROPRIATIONS                    | 3,835,566  | 3,273,290         | 3,481,281              | 3,636,353          |
| NET COST   | -91,035  | -299,911          | 294,369                | 382,120            |

| DETAIL BY REVENUE CATEGORY<br>AND EXPENDITURE OBJECT | DEPARTMENT 70561 HLTH CDC BASE/PAN FLU<br>FUNCTION HEALTH & SANITATION<br>ACTIVITY HEALTH |                   |                        |                    |
|--|---|-------------------|------------------------|--------------------|
|  | 2012-13<br>ACTUAL   | 2013-14<br>ACTUAL | 2014-15<br>RECOMMENDED | 2014-15<br>ADOPTED |
| USE OF MONEY & PROPERTY                              | 118   | -9                |                        |                    |
| STATE & FEDERAL AID                                  | 111,093   | 84,691            | 110,916                | 118,492            |
| TRANSFER   |   |                   |                        |                    |
| TOTAL REVENUE  | 111,210   | 84,682            | 110,916                | 118,492            |
| SALARIES & BENEFITS                                  | 88,201  | 107,634           | 98,003                 | 98,003             |
| SERVICES & SUPPLIES                                  | 22,504  | 22,479            | 22,912                 | 20,269             |
| FIXED ASSETS   | 5,934   |                   |                        |                    |
| TRANSFER OUT   |   |                   |                        |                    |
| TRANSFERS  | 5,000   |                   |                        |                    |
| TOTAL EXPENDITURES/APPROPRIATIONS                    | 121,639   | 130,113           | 120,915                | 118,272            |
| NET COST   | 10,428  | 45,431            | 9,999                  | -220               |

| DETAIL BY REVENUE CATEGORY<br>AND EXPENDITURE OBJECT | DEPARTMENT 70566 HLTH- HPP<br>FUNCTION HEALTH & SANITATION<br>ACTIVITY HEALTH |                   | 2014-15<br>RECOMMENDED | 2014-15<br>ADOPTED |
|--|---|-------------------|------------------------|--------------------|
|  | 2012-13<br>ACTUAL   | 2013-14<br>ACTUAL |                        |                    |
| USE OF MONEY & PROPERTY                              | -192  | -110              |                        |                    |
| STATE & FEDERAL AID                                  | 83,115  | 187,849           | 121,139                | 142,526            |
| TRANSFER   |   |                   |                        |                    |
| TOTAL REVENUE  | 82,923  | 187,739           | 121,139                | 142,526            |
| SALARIES & BENEFITS                                  | 82,174  | 80,090            | 82,967                 | 82,967             |
| SERVICES & SUPPLIES                                  | 51,462  | 47,019            | 44,271                 | 57,395             |
| COMMUNICATIONS                                       | 975   |                   |                        |                    |
| FIXED ASSETS   | 16,602  |                   |                        |                    |
| TRANSFER OUT   |   |                   |                        |                    |
| TRANSFERS  | 4,999   | 2,000             | 2,000                  | 2,000              |
| TOTAL EXPENDITURES/APPROPRIATIONS                    | 156,212   | 129,109           | 129,238                | 142,362            |
| NET COST   | 73,289  | -58,630           | 8,099                  | -164               |

DEPARTMENT 70567 \*\*CLSD\*\*HLTH- H1N1 (HPP)  
FUNCTION HEALTH & SANITATION  
ACTIVITY HEALTH

| DETAIL BY REVENUE CATEGORY<br>AND EXPENDITURE OBJECT | 2012-13<br>ACTUAL | 2013-14<br>ACTUAL | 2014-15<br>RECOMMENDED | 2014-15<br>ADOPTED |
|--|-------------------|-------------------|------------------------|--------------------|
| USE OF MONEY & PROPERTY                              |                   |                   |                        |                    |
| TOTAL REVENUE  |                   |                   |                        |                    |
| SERVICES & SUPPLIES                                  |                   |                   |                        |                    |
| TOTAL EXPENDITURES/APPROPRIATIONS                    |                   |                   |                        |                    |
| NET COST   |                   |                   |                        |                    |

DEPARTMENT 70568 \*\*CLSD\*\*HLTH - PHER  
FUNCTION HEALTH & SANITATION  
ACTIVITY HEALTH

| DETAIL BY REVENUE CATEGORY<br>AND EXPENDITURE OBJECT | 2012-13<br>ACTUAL | 2013-14<br>ACTUAL | 2014-15<br>RECOMMENDED | 2014-15<br>ADOPTED |
|--|-------------------|-------------------|------------------------|--------------------|
| USE OF MONEY & PROPERTY                              |                   |                   |                        |                    |
| TOTAL REVENUE  |                   |                   |                        |                    |
| SALARIES & BENEFITS                                  |                   |                   | 265                    | 265                |
| SERVICES & SUPPLIES                                  |                   |                   | 60                     | 10                 |
| TOTAL EXPENDITURES/APPROPRIATIONS                    |                   |                   | 325                    | 275                |
| NET COST   |                   |                   | 325                    | 275                |

DEPARTMENT 70569 MENTAL HEALTH BEHAVIORAL  
 FUNCTION HEALTH & SANITATION  
 ACTIVITY HEALTH

| DETAIL BY REVENUE CATEGORY<br>AND EXPENDITURE OBJECT | 2012-13<br>ACTUAL | 2013-14<br>ACTUAL | 2014-15<br>RECOMMENDED | 2014-15<br>ADOPTED |
|--|-------------------|-------------------|------------------------|--------------------|
| USE OF MONEY & PROPERTY                              | 36                | -10               | 5                      | 5                  |
| STATE & FEDERAL AID                                  | 24,500            |                   |                        |                    |
| TRANSFER   | 40,254            |                   | 108,466                | 108,466            |
| TOTAL REVENUE  | 64,790            | -10               | 108,471                | 108,471            |
| SALARIES & BENEFITS                                  | 38,964            | 66,233            | 70,554                 | 70,784             |
| SERVICES & SUPPLIES                                  | 6,916             | 15,505            | 37,911                 | 37,911             |
| TOTAL EXPENDITURES/APPROPRIATIONS                    | 45,880            | 81,738            | 108,465                | 108,695            |
| NET COST   | -18,911           | 81,748            | -6                     | 224                |



| DETAIL BY REVENUE CATEGORY<br>AND EXPENDITURE OBJECT | DEPARTMENT 70570 MNTH HLTH<br>FUNCTION HEALTH & SANITATION<br>ACTIVITY HEALTH |                   | 2014-15<br>RECOMMENDED | 2014-15<br>ADOPTED |
|--|---|-------------------|------------------------|--------------------|
|  | 2012-13<br>ACTUAL   | 2013-14<br>ACTUAL |                        |                    |
| USE OF MONEY & PROPERTY                              | 28,418  | 14,969            | 20,000                 | 20,000             |
| STATE & FEDERAL AID                                  | 1,537,267   | 1,183,084         | 1,321,463              | 1,321,463          |
| CHARGES FOR SERVICES                                 | 53,595  | 9,711             | 33,000                 | 33,000             |
| OTHER REVENUE  | 884   | 6,188             | 600                    | 600                |
| TRANSFER   | 587,983   | 667,579           | 956,330                | 956,330            |
| TOTAL REVENUE  | 2,208,147   | 1,881,531         | 2,331,393              | 2,331,393          |
| SALARIES & BENEFITS                                  | 955,901   | 1,075,823         | 1,345,847              | 1,345,847          |
| SERVICES & SUPPLIES                                  | 698,467   | 585,934           | 1,051,271              | 1,136,132          |
| OTHER CHARGES  |   |                   |                        |                    |
| TRANSFER OUT   | 1,692   | 2,204             | 2,204                  | 2,204              |
| TRANSFERS  | 463   | 289,497           | 322,722                | 322,722            |
| TOTAL EXPENDITURES/APPROPRIATIONS                    | 1,656,523   | 1,953,458         | 2,722,043              | 2,806,904          |
| NET COST   | -551,625  | 71,927            | 390,650                | 475,511            |

| DETAIL BY REVENUE CATEGORY<br>AND EXPENDITURE OBJECT | DEPARTMENT 70571 M.H. MHSA<br>FUNCTION HEALTH & SANITATION<br>ACTIVITY HEALTH |                   | 2014-15<br>RECOMMENDED | 2014-15<br>ADOPTED |
|--|---|-------------------|------------------------|--------------------|
|  | 2012-13<br>ACTUAL   | 2013-14<br>ACTUAL |                        |                    |
| USE OF MONEY & PROPERTY                              | 19,968  | 11,801            | 9,655                  | 9,655              |
| STATE & FEDERAL AID                                  | 1,821,710   | 1,919,735         | 1,131,820              | 1,131,820          |
| OTHER REVENUE  |   | 27                |                        |                    |
| TRANSFER   | -135,675  |                   |                        |                    |
| TOTAL REVENUE  | 1,706,003   | 1,931,563         | 1,141,475              | 1,141,475          |
| SALARIES & BENEFITS                                  | 396,937   | 381,235           | 488,233                | 488,233            |
| SERVICES & SUPPLIES                                  | 94,599  | 180,207           | 293,032                | 291,604            |
| FIXED ASSETS   |   |                   | 15,000                 | 15,000             |
| TRANSFERS  | 12,000  | 128,925           | 169,005                | 169,005            |
| TOTAL EXPENDITURES/APPROPRIATIONS                    | 503,535   | 690,367           | 965,270                | 963,842            |
| NET COST   | -1,202,467  | -1,241,196        | -176,205               | -177,633           |

| DETAIL BY REVENUE CATEGORY<br>AND EXPENDITURE OBJECT | DEPARTMENT 70573 MSHA PEI<br>FUNCTION HEALTH & SANITATION<br>ACTIVITY HEALTH |                   | 2014-15<br>RECOMMENDED | 2014-15<br>ADOPTED |
|--|--|-------------------|------------------------|--------------------|
|  | 2012-13<br>ACTUAL  | 2013-14<br>ACTUAL |                        |                    |
| STATE & FEDERAL AID                                  | 455,428  | 479,934           | 316,583                | 316,583            |
| TRANSFER   | 17,451   |                   |                        |                    |
| TOTAL REVENUE  | 472,879  | 479,934           | 316,583                | 316,583            |
| SALARIES & BENEFITS                                  | 81,740   | 92,920            | 95,723                 | 95,723             |
| SERVICES & SUPPLIES                                  | 10,276   | 63,554            | 105,218                | 105,050            |
| TRANSFERS  |  | 12,000            | 12,000                 | 12,000             |
| TOTAL EXPENDITURES/APPROPRIATIONS                    | 92,015   | 168,474           | 212,941                | 212,773            |
| NET COST   | -380,863   | -311,459          | -103,642               | -103,810           |

DEPARTMENT 70574 SIERRA HSE BRD/CR  
 FUNCTION HEALTH & SANITATION  
 ACTIVITY HEALTH

| DETAIL BY REVENUE CATEGORY<br>AND EXPENDITURE OBJECT | 2012-13<br>ACTUAL | 2013-14<br>ACTUAL | 2014-15<br>RECOMMENDED | 2014-15<br>ADOPTED |
|--|-------------------|-------------------|------------------------|--------------------|
| USE OF MONEY & PROPERTY                              | 52                | -8                |                        |                    |
| CHARGES FOR SERVICES                                 | 187,637           | 182,464           | 188,000                | 188,000            |
| TRANSFER   | 240,695           | 357,592           | 341,941                | 341,941            |
| TOTAL REVENUE  | 428,383           | 540,048           | 529,941                | 529,941            |
| SALARIES & BENEFITS                                  | 353,129           | 362,055           | 360,444                | 360,444            |
| SERVICES & SUPPLIES                                  | 69,094            | 81,050            | 118,315                | 117,395            |
| FIXED ASSETS   |                   | 7,359             | 50,000                 | 50,000             |
| TOTAL EXPENDITURES/APPROPRIATIONS                    | 422,223           | 450,465           | 528,759                | 527,839            |
| NET COST   | -6,160            | -89,583           | -1,182                 | -2,102             |

| DETAIL BY REVENUE CATEGORY<br>AND EXPENDITURE OBJECT | DEPARTMENT 70575 SAMHSA M.H.<br>FUNCTION HEALTH & SANITATION<br>ACTIVITY HEALTH |                   | 2014-15<br>RECOMMENDED | 2014-15<br>ADOPTED |
|--|---|-------------------|------------------------|--------------------|
|  | 2012-13<br>ACTUAL   | 2013-14<br>ACTUAL |                        |                    |
| USE OF MONEY & PROPERTY                              | -241  | -90               |                        |                    |
| STATE & FEDERAL AID                                  | 173,766   | 138,666           | 189,811                | 191,045            |
| CHARGES FOR SERVICES                                 | 481   | 1,033             | 400                    | 400                |
| TRANSFER   | -13,186   |                   |                        |                    |
| TOTAL REVENUE  | 160,819   | 139,609           | 190,211                | 191,445            |
| SALARIES & BENEFITS                                  | 105,866   | 114,005           | 122,840                | 122,840            |
| SERVICES & SUPPLIES                                  | 34,450  | 42,654            | 54,605                 | 54,172             |
| TRANSFERS  |   |                   | 14,000                 | 14,000             |
| TOTAL EXPENDITURES/APPROPRIATIONS                    | 140,316   | 156,660           | 191,445                | 191,012            |
| NET COST   | -20,503   | 17,050            | 1,234                  | -433               |

DEPARTMENT 70576 MHSA EHR TECHNOLOGY  
 FUNCTION HEALTH & SANITATION  
 ACTIVITY HEALTH

| DETAIL BY REVENUE CATEGORY<br>AND EXPENDITURE OBJECT | 2012-13<br>ACTUAL | 2013-14<br>ACTUAL | 2014-15<br>RECOMMENDED | 2014-15<br>ADOPTED |
|--|-------------------|-------------------|------------------------|--------------------|
| STATE & FEDERAL AID                                  |                   |                   |                        |                    |
| TOTAL REVENUE  |                   |                   |                        |                    |
| SALARIES & BENEFITS                                  | 61,043            | 3,426             |                        |                    |
| SERVICES & SUPPLIES                                  | 120,444           | 116,288           | 6,589                  | 6,473              |
| FIXED ASSETS   |                   |                   |                        |                    |
| TOTAL EXPENDITURES/APPROPRIATIONS                    | 181,487           | 119,714           | 6,589                  | 6,473              |
| NET COST   | 181,487           | 119,714           | 6,589                  | 6,473              |

| DETAIL BY REVENUE CATEGORY<br>AND EXPENDITURE OBJECT | DEPARTMENT 70577 CAL-WRKS M.H.<br>FUNCTION HEALTH & SANITATION<br>ACTIVITY HEALTH |                   | 2014-15<br>RECOMMENDED | 2014-15<br>ADOPTED |
|--|---|-------------------|------------------------|--------------------|
|  | 2012-13<br>ACTUAL   | 2013-14<br>ACTUAL |                        |                    |
| USE OF MONEY & PROPERTY                              | -17   | -21               |                        |                    |
| STATE & FEDERAL AID                                  |   |                   |                        |                    |
| CHARGES FOR SERVICES                                 | 55,728  | 28,491            | 16,434                 | 16,839             |
| TRANSFER   |   |                   |                        |                    |
| TOTAL REVENUE  | 55,710  | 28,470            | 16,434                 | 16,839             |
| SALARIES & BENEFITS                                  | 53,926  | 24,068            | 12,361                 | 12,361             |
| SERVICES & SUPPLIES                                  | 2,712   | 4,441             | 4,478                  | 4,258              |
| TOTAL EXPENDITURES/APPROPRIATIONS                    | 56,639  | 28,509            | 16,839                 | 16,619             |
| NET COST   | 928   | 38                | 405                    | -220               |

DEPARTMENT 70578 WRAP AROUND PRG.  
 FUNCTION HEALTH & SANITATION  
 ACTIVITY HEALTH

| DETAIL BY REVENUE CATEGORY<br>AND EXPENDITURE OBJECT | 2012-13<br>ACTUAL | 2013-14<br>ACTUAL | 2014-15<br>RECOMMENDED | 2014-15<br>ADOPTED |
|--|-------------------|-------------------|------------------------|--------------------|
| USE OF MONEY & PROPERTY                              | 291               | 139               | 120                    | 120                |
| TRANSFER   | 67,977            | 59,578            | 121,135                | 121,539            |
| TOTAL REVENUE  | 68,268            | 59,717            | 121,255                | 121,659            |
| SALARIES & BENEFITS                                  | 41,973            | 57,747            | 66,881                 | 66,881             |
| SERVICES & SUPPLIES                                  | 5,981             | 9,189             | 54,778                 | 54,628             |
| TOTAL EXPENDITURES/APPROPRIATIONS                    | 47,955            | 66,937            | 121,659                | 121,509            |
| NET COST   | -20,314           | 7,220             | 404                    | -150               |



DEPARTMENT 70579 MHSA-WRKFRM ED TRN  
 FUNCTION HEALTH & SANITATION  
 ACTIVITY HEALTH

| DETAIL BY REVENUE CATEGORY<br>AND EXPENDITURE OBJECT | 2012-13<br>ACTUAL | 2013-14<br>ACTUAL | 2014-15<br>RECOMMENDED | 2014-15<br>ADOPTED |
|--|-------------------|-------------------|------------------------|--------------------|
| STATE & FEDERAL AID                                  |                   |                   |                        |                    |
| TOTAL REVENUE  |                   |                   |                        |                    |
| SALARIES & BENEFITS                                  | 22,573            | 9,815             | 12,500                 | 12,500             |
| SERVICES & SUPPLIES                                  | 11,881            | 28,076            | 83,679                 | 83,484             |
| TOTAL EXPENDITURES/APPROPRIATIONS                    | 34,454            | 37,890            | 96,179                 | 95,984             |
| NET COST   | 34,454            | 37,890            | 96,179                 | 95,984             |

| DETAIL BY REVENUE CATEGORY<br>AND EXPENDITURE OBJECT | DEPARTMENT 70580 ALCOHOL & DRUG<br>FUNCTION HEALTH & SANITATION<br>ACTIVITY HEALTH |                   | 2014-15<br>RECOMMENDED | 2014-15<br>ADOPTED |
|--|--|-------------------|------------------------|--------------------|
|  | 2012-13<br>ACTUAL  | 2013-14<br>ACTUAL |                        |                    |
| FINES & PENALTIES                                    | 3,294  | 3,650             | 5,000                  | 5,000              |
| USE OF MONEY & PROPERTY                              | 29   | 23                |                        |                    |
| STATE & FEDERAL AID                                  |  | 525,216           | 422,943                | 484,818            |
| CHARGES FOR SERVICES                                 | 14,560   | 14,167            | 15,200                 | 15,200             |
| OTHER REVENUE  |  | 900               |                        | 1,000              |
| TRANSFER   |  | 152,852           | 100,000                | 100,000            |
| TOTAL REVENUE  | 17,883   | 696,808           | 543,143                | 606,018            |
| SALARIES & BENEFITS                                  |  | 171,373           | 372,691                | 411,655            |
| SERVICES & SUPPLIES                                  |  | 317,340           | 152,146                | 135,189            |
| TRANSFERS  | 50,299   | 106,539           | 37,000                 | 34,575             |
| TOTAL EXPENDITURES/APPROPRIATIONS                    | 50,299   | 595,251           | 561,837                | 581,419            |
| NET COST   | 32,416   | -101,557          | 18,694                 | -24,599            |

| DETAIL BY REVENUE CATEGORY<br>AND EXPENDITURE OBJECT | DEPARTMENT 70582 DRINK/DRIVE PROG |                   | 2014-15<br>RECOMMENDED | 2014-15<br>ADOPTED |
|--|-----------------------------------|-------------------|------------------------|--------------------|
|  | 2012-13<br>ACTUAL                 | 2013-14<br>ACTUAL |                        |                    |
| CHARGES FOR SERVICES                                 | 1,251                             | 19                |                        |                    |
| TOTAL REVENUE  | 1,251                             | 19                |                        |                    |
| SERVICES & SUPPLIES                                  |                                   |                   | 1,270                  | 1,270              |
| TRANSFERS  |                                   |                   |                        |                    |
| TOTAL EXPENDITURES/APPROPRIATIONS                    |                                   |                   | 1,270                  | 1,270              |
| NET COST   | -1,251                            | -19               | 1,270                  | 1,270              |

DEPARTMENT 70587 A&D PROP 36  
 FUNCTION HEALTH & SANITATION  
 ACTIVITY HEALTH

| DETAIL BY REVENUE CATEGORY<br>AND EXPENDITURE OBJECT | 2012-13<br>ACTUAL | 2013-14<br>ACTUAL | 2014-15<br>RECOMMENDED | 2014-15<br>ADOPTED |
|--|-------------------|-------------------|------------------------|--------------------|
| CHARGES FOR SERVICES                                 |                   | 203               |                        |                    |
| TOTAL REVENUE  |                   | 203               |                        |                    |
| SERVICES & SUPPLIES                                  |                   |                   | 203                    | 203                |
| TOTAL EXPENDITURES/APPROPRIATIONS                    |                   |                   | 203                    | 203                |
| NET COST   |                   | -203              | 203                    | 203                |

COUNTY OF PLUMAS  
 DETAIL OF FINANCING SOURCES AND FINANCING USES  
 GOVERNMENTAL FUNDS  
 FISCAL YEAR 2014-15

| DETAIL BY REVENUE CATEGORY<br>AND EXPENDITURE OBJECT | DEPARTMENT 70590 SOCIAL SRVC<br>FUNCTION PUBLIC ASSISTANCE<br>ACTIVITY ADMINISTRATION |                   | 2014-15<br>RECOMMENDED | 2014-15<br>ADOPTED |
|--|---|-------------------|------------------------|--------------------|
|  | 2012-13<br>ACTUAL   | 2013-14<br>ACTUAL |                        |                    |
| USE OF MONEY & PROPERTY                              | 663   | 519               |                        |                    |
| STATE & FEDERAL AID                                  | 2,528,573   | 3,085,113         | 3,329,819              | 3,429,819          |
| OTHER REVENUE  | 21,423  | 36,281            | 11,708                 | 11,708             |
| TRANSFER   | 2,296,730   | 1,722,138         | 1,477,300              | 1,477,300          |
| TOTAL REVENUE  | 4,847,390   | 4,844,052         | 4,818,827              | 4,918,827          |
| SALARIES & BENEFITS                                  | 2,206,497   | 2,308,552         | 2,581,990              | 2,581,990          |
| SERVICES & SUPPLIES                                  | 1,205,594   | 1,141,870         | 2,296,014              | 2,289,409          |
| OTHER CHARGES  | 140,712   | 113,663           | 181,643                | 181,643            |
| FIXED ASSETS   |   | 26,752            | 73,629                 | 73,629             |
| TRANSFER OUT   | 8,296   | 11,564            | 11,564                 | 11,564             |
| TRANSFERS  |   |                   |                        | 15,000             |
| TOTAL EXPENDITURES/APPROPRIATIONS                    | 3,561,099   | 3,602,401         | 5,144,840              | 5,153,235          |
| NET COST   | -1,286,291  | -1,241,651        | 326,013                | 234,408            |

| DETAIL BY REVENUE CATEGORY<br>AND EXPENDITURE OBJECT | DEPARTMENT 70591 PUBLIC AUTHORITY<br>FUNCTION PUBLIC ASSISTANCE<br>ACTIVITY ADMINISTRATION |                   |                        |                    |
|--|--|-------------------|------------------------|--------------------|
|  | 2012-13<br>ACTUAL  | 2013-14<br>ACTUAL | 2014-15<br>RECOMMENDED | 2014-15<br>ADOPTED |
| STATE & FEDERAL AID                                  | 119,362  | 204,321           | 365,720                | 365,720            |
| OTHER REVENUE  | 1  |                   |                        |                    |
| TRANSFER   |  |                   | 50,818                 | 50,818             |
| TOTAL REVENUE  | 119,363  | 204,321           | 416,538                | 416,538            |
| SERVICES & SUPPLIES                                  | 190,866  | 223,305           | 297,786                | 297,786            |
| TOTAL EXPENDITURES/APPROPRIATIONS                    | 190,866  | 223,305           | 297,786                | 297,786            |
| NET COST   | 71,502   | 18,984            | -118,752               | -118,752           |

| DETAIL BY REVENUE CATEGORY<br>AND EXPENDITURE OBJECT | DEPARTMENT 70593 SS - REALIGNMENT<br>FUNCTION PUBLIC ASSISTANCE<br>ACTIVITY ADMINISTRATION |                   |                        |                    |
|--|--|-------------------|------------------------|--------------------|
|  | 2012-13<br>ACTUAL  | 2013-14<br>ACTUAL | 2014-15<br>RECOMMENDED | 2014-15<br>ADOPTED |
| USE OF MONEY & PROPERTY                              | 10,282   | 8,487             | 6,000                  | 6,000              |
| STATE & FEDERAL AID                                  | 2,169,713  | 1,640,629         | 1,350,000              | 1,350,000          |
| TRANSFER   | 6,486  | 728,074           | 585,000                | 585,000            |
| TOTAL REVENUE  | 2,186,481  | 2,377,189         | 1,941,000              | 1,941,000          |
| SERVICES & SUPPLIES                                  | 58   | 117               | 58                     | 58                 |
| TRANSFERS  |  |                   | 1,935,000              | 1,935,000          |
| TOTAL EXPENDITURES/APPROPRIATIONS                    | 58   | 117               | 1,935,058              | 1,935,058          |
| NET COST   | -2,186,423   | -2,377,072        | -5,942                 | -5,942             |

| DETAIL BY REVENUE CATEGORY<br>AND EXPENDITURE OBJECT | DEPARTMENT 70594 SOC SVC ASSTNC<br>FUNCTION PUBLIC ASSISTANCE<br>ACTIVITY ADMINISTRATION |                   | 2014-15     | 2014-15   |
|--|--|-------------------|-------------|-----------|
|  | 2012-13<br>ACTUAL  | 2013-14<br>ACTUAL | RECOMMENDED | ADOPTED   |
| STATE & FEDERAL AID                                  | 1,080,234  | 947,068           | 1,583,381   | 1,583,381 |
| OTHER REVENUE  | 35,033   | 60,242            | 45,000      | 45,000    |
| TRANSFER   | 32,925   |                   | 2,662,599   | 2,662,599 |
| TOTAL REVENUE  | 1,148,192  | 1,007,310         | 4,290,980   | 4,290,980 |
| SERVICES & SUPPLIES                                  | 36,224   | 18,358            | -10,062     | -10,062   |
| OTHER CHARGES  | 3,453,757  | 3,573,923         | 4,255,960   | 4,255,960 |
| TOTAL EXPENDITURES/APPROPRIATIONS                    | 3,489,981  | 3,592,281         | 4,245,898   | 4,245,898 |
| NET COST   | 2,341,789  | 2,584,971         | -45,082     | -45,082   |



| DETAIL BY REVENUE CATEGORY<br>AND EXPENDITURE OBJECT | DEPARTMENT 70630 DRUG COURT (A&D)<br>FUNCTION HEALTH & SANITATION<br>ACTIVITY HEALTH |                   |                        |                    |
|--|--|-------------------|------------------------|--------------------|
|  | 2012-13<br>ACTUAL  | 2013-14<br>ACTUAL | 2014-15<br>RECOMMENDED | 2014-15<br>ADOPTED |
| STATE & FEDERAL AID                                  |  |                   |                        |                    |
| TRANSFER   | 219,913  | 190,096           | 191,000                | 191,000            |
| TOTAL REVENUE  | 219,913  | 190,096           | 191,000                | 191,000            |
| SALARIES & BENEFITS                                  |  |                   | 30,359                 | 30,359             |
| SERVICES & SUPPLIES                                  | 37,976   | 5,065             | 70,632                 | 65,000             |
| FIXED ASSETS   | 20,000   | 44,996            |                        |                    |
| TRANSFERS  | 219,422  | 168,573           | 110,000                | 110,000            |
| TOTAL EXPENDITURES/APPROPRIATIONS                    | 277,398  | 218,635           | 210,991                | 205,359            |
| NET COST   | 57,485   | 28,539            | 19,991                 | 14,359             |

| OPERATING DETAIL                         | 2012-13<br>ACTUAL | 2013-14<br>ACTUAL | FUND TITLE             | UNEMPLOYMENT INS RESRV |
|--|-------------------|-------------------|------------------------|------------------------|
|  |                   |                   | SERVICE ACTIVITY       | INSURANCE<br>FUND 0154 |
|  |                   |                   | 2014-15<br>RECOMMENDED | 2014-15<br>ADOPTED     |
| <b>OPERATING REVENUE</b>                 |                   |                   |                        |                        |
| PREMIUMS                                 | 83,543            | 84,842            | 170,000                | 170,000                |
| TOTAL OPERATING REVENUE                  | 83,543            | 84,842            | 170,000                | 170,000                |
| <b>OPERATING EXPENSES</b>                |                   |                   |                        |                        |
| SERVICES & SUPPLIES                      | 107,570           | 133,559           | 140,013                | 140,013                |
| TOTAL OPERATING EXPENSES                 | 107,570           | 133,559           | 140,013                | 140,013                |
| OPERATING INCOME (LOSS)                  | -24,027           | -48,717           | 29,987                 | 29,987                 |
| <b>NON-OPERATING REVENUES (EXPENSES)</b> |                   |                   |                        |                        |
| INTEREST                                 | 522               | 172               | 0                      | 0                      |
| TOTAL NON-OPERATING REVENUES (EXP)       | 522               | 172               | 0                      | 0                      |
| INCOME BEFORE CONTRIBUTIONS/TRNSFRS      | -23,505           | -48,544           | 29,987                 | 29,987                 |
| CAPITAL CONTRIBUTIONS                    | 0                 | 0                 | 0                      | 0                      |
| TRANSFERS IN/OUT                         | 0                 | 0                 | 0                      | 0                      |
| CHANGE IN NET ASSETS                     | -23,505           | -48,544           | 29,987                 | 29,987                 |
| NET ASSETS-BEGINNING BALANCE             | 152,110           | 128,605           | 80,061                 | 80,061                 |
| NET ASSETS-ENDING BALANCE                | 128,605           | 80,061            | 110,048                | 110,048                |

| OPERATING DETAIL                         | 2012-13<br>ACTUAL | 2013-14<br>ACTUAL | FUND TITLE             | WC/LIAB INSURANCE      |
|--|-------------------|-------------------|------------------------|------------------------|
|  |                   |                   | SERVICE ACTIVITY       | INSURANCE<br>FUND 0156 |
|  |                   |                   | 2014-15<br>RECOMMENDED | 2014-15<br>ADOPTED     |
| <b>OPERATING REVENUE</b>                 |                   |                   |                        |                        |
| PREMIUMS                                 | 1,384,129         | 1,654,400         | 1,689,731              | 1,689,731              |
| REIMBURSEMENTS                           | 0                 | 0                 | 0                      | 0                      |
| TOTAL OPERATING REVENUE                  | 1,384,129         | 1,654,400         | 1,689,731              | 1,689,731              |
| <b>OPERATING EXPENSES</b>                |                   |                   |                        |                        |
| SERVICES & SUPPLIES                      | 1,459,462         | 1,551,930         | 1,687,029              | 1,687,029              |
| TOTAL OPERATING EXPENSES                 | 1,459,462         | 1,551,930         | 1,687,029              | 1,687,029              |
| OPERATING INCOME (LOSS)                  | -75,333           | 102,469           | 2,702                  | 2,702                  |
| <b>NON-OPERATING REVENUES (EXPENSES)</b> |                   |                   |                        |                        |
| INTEREST                                 | 1,414             | 396               | 0                      | 0                      |
| TOTAL NON-OPERATING REVENUES (EXP)       | 1,414             | 396               | 0                      | 0                      |
| INCOME BEFORE CONTRIBUTIONS/TRNSFRS      | -73,919           | 102,866           | 2,702                  | 2,702                  |
| Transfers-In/(Out)                       |                   | -59,151           |                        |                        |
| CHANGE IN NET ASSETS                     | -73,919           | 43,715            | 2,702                  | 2,702                  |
| NET ASSETS-BEGINNING BALANCE             | 1,020,506         | 946,587           | 990,302                | 990,302                |
| NET ASSETS-ENDING BALANCE                | 946,587           | 990,302           | 993,004                | 993,004                |

| OPERATING DETAIL                         | 2012-13<br>ACTUAL | 2013-14<br>ACTUAL | FUND TITLE             | OPEB ISF           |
|--|-------------------|-------------------|------------------------|--------------------|
|  |                   |                   | SERVICE ACTIVITY       | OPEB<br>FUND 0159  |
|  |                   |                   | 2014-15<br>RECOMMENDED | 2014-15<br>ADOPTED |
| <b>OPERATING REVENUE</b>                 |                   |                   |                        |                    |
| PREMIUMS                                 |                   | 245,934           | 245,934                | 245,934            |
| REIMBURSEMENTS                           |                   | 0                 | 0                      | 0                  |
| TOTAL OPERATING REVENUE                  |                   | 245,934           | 245,934                | 245,934            |
| <b>OPERATING EXPENSES</b>                |                   |                   |                        |                    |
| SERVICES & SUPPLIES                      |                   | 245,934           | 245,934                | 245,934            |
| TOTAL OPERATING EXPENSES                 |                   | 245,934           | 245,934                | 245,934            |
| OPERATING INCOME (LOSS)                  |                   | 0                 | 0                      | 0                  |
| <b>NON-OPERATING REVENUES (EXPENSES)</b> |                   |                   |                        |                    |
| INTEREST                                 |                   | 0                 | 0                      | 0                  |
| TOTAL NON-OPERATING REVENUES (EXP)       |                   | 0                 | 0                      | 0                  |
| INCOME BEFORE CONTRIBUTIONS/TRNSFRS      |                   | 0                 | 0                      | 0                  |
| Transfers-In/(Out)                       |                   |                   |                        |                    |
| CHANGE IN NET ASSETS                     |                   | 0                 | 0                      | 0                  |
| NET ASSETS-BEGINNING BALANCE             |                   | 0                 | 0                      | 0                  |
| NET ASSETS-ENDING BALANCE                |                   | 0                 | 0                      | 0                  |

| OPERATING DETAIL                                      | FUND TITLE        |                   | SW PLANNING/OPERATION                      |  |
|---|-------------------|-------------------|--|--|
|   | 2012-13<br>ACTUAL | 2012-13<br>ACTUAL | SERVICE ACTIVITY<br>2014-15<br>RECOMMENDED | AIRPORT<br>2014-15<br>ADOPTED<br>FUND 0109 |
| <b>OPERATING REVENUE</b>                              |                   |                   |  |  |
| CHARGES FOR SERVICES                                  | 296,883           | 197,883           | 228,009                                    | 228,009                                    |
| TOTAL OPERATING REVENUE                               | 296,883           | 197,883           | 228,009                                    | 228,009                                    |
| <b>OPERATING EXPENSES</b>                             |                   |                   |  |  |
| SALARIES & BENEFITS                                   | 130               | 0                 | 8,437                                      | 8,437                                      |
| SERVICES & SUPPLIES                                   | 139,856           | 193,732           | 289,122                                    | 289,122                                    |
| DEPRECIATION  | 0                 | 0                 | 0  | 0  |
| FIXED ASSET   | 4,380             | 4,380             | 100,000                                    | 100,000                                    |
| TOTAL OPERATING EXPENSES                              | 144,366           | 198,112           | 397,559                                    | 397,559                                    |
| OPERATING INCOME (LOSS)                               | 152,517           | -230              | -169,550                                   | -169,550                                   |
| <b>NON-OPERATING REVENUES (EXPENSES)</b>              |                   |                   |  |  |
| INTEREST  | 12,061            | 6,228             | 6,000                                      | 6,000                                      |
| OTHER   | 0                 | 0                 | 0  | 0  |
| TOTAL NON-OPERATING REVENUES (EXP)                    | 12,061            | 6,228             | 6,000                                      | 6,000                                      |
| INCOME BEFORE CONTRIBUTIONS/TRNSFRS                   | 164,578           | 5,998             | -163,550                                   | -163,550                                   |
| CLOSURE/POSTCLOSURE RECORDABLE<br>TRANSFERS-IN/ (OUT) | 0<br>-39,564      | 0<br>-95,555      | 0<br>-40,055                               | 0<br>-40,055                               |
| CHANGE IN NET ASSETS                                  | 125,014           | -89,556           | -203,605                                   | -203,605                                   |
| NET ASSETS-BEGINNING BALANCE                          | 1,234,079         | 1,359,093         | 1,269,537                                  | 1,269,537                                  |
| NET ASSETS-ENDING BALANCE                             | 1,359,093         | 1,269,537         | 1,065,932                                  | 1,065,932                                  |

| OPERATING DETAIL                         | 2012-13<br>ACTUAL | 2013-14<br>ACTUAL | FUND TITLE             | AIRPORTS             |
|--|-------------------|-------------------|------------------------|----------------------|
|  |                   |                   | SERVICE ACTIVITY       | AIRPORT<br>FUND 0110 |
|  |                   |                   | 2014-15<br>RECOMMENDED | 2014-15<br>ADOPTED   |
| <b>OPERATING REVENUE</b>                 |                   |                   |                        |                      |
| CHARGES FOR SERVICES                     | 30,181            | 17,282            | 24,399                 | 24,399               |
| SALE OF FUEL                             | 167,166           | 139,890           | 346,402                | 346,402              |
| STATE & FEDERAL FUNDING                  | 829,008           | 30,000            | 30,000                 | 3,729,657            |
| TIMBER TAX                               | 2,475             | 2,558             | 2,100                  | 2,100                |
| TOTAL OPERATING REVENUE                  | 1,028,830         | 189,730           | 402,901                | 4,102,558            |
| <b>OPERATING EXPENSES</b>                |                   |                   |                        |                      |
| SALARY & BENEFITS                        | 109,483           | 106,636           | 129,565                | 129,565              |
| SERVICES & SUPPLIES                      | 198,896           | 195,442           | 353,580                | 353,580              |
| DEPRECIATION                             | 0                 | 0                 | 0                      | 0                    |
| FIXED ASSET                              | 835,216           | 0                 | 19,000                 | 3,511,793            |
| CONTINGENCY                              | 0                 | 0                 | 202,548                | 202,548              |
| TOTAL OPERATING EXPENSES                 | 1,143,595         | 302,078           | 704,693                | 4,197,486            |
| OPERATING INCOME (LOSS)                  | -114,765          | -112,349          | -301,792               | -94,928              |
| <b>NON-OPERATING REVENUES (EXPENSES)</b> |                   |                   |                        |                      |
| INTEREST                                 | 542               | 73                | 233                    | 233                  |
| RENTS & CONCESSIONS                      | 102,372           | 106,166           | 100,799                | 100,799              |
| TOTAL NON-OPERATING REVENUES (EXP)       | 102,914           | 106,238           | 101,032                | 101,032              |
| INCOME BEFORE CONTRIBUTIONS/TRNSFRS      | -11,851           | -6,110            | -200,760               | 6,104                |
| TRANSFERS-IN/ (OUT)                      | 0                 | 20,000            | 0                      | 0                    |
| CHANGE IN NET ASSETS                     | -11,851           | 13,890            | -200,760               | 6,104                |
| NET ASSETS-BEGINNING BALANCE             | 5,954,385         | 5,942,534         | 5,956,424              | 5,956,424            |
| NET ASSETS-ENDING BALANCE                | 5,942,534         | 5,956,424         | 5,755,664              | 5,962,528            |

| OPERATING DETAIL                         | 2012-13<br>ACTUAL | 2013-14<br>ACTUAL | FUND TITLE             | P.C. TRNST ATH       |
|--|-------------------|-------------------|------------------------|----------------------|
|  |                   |                   | SERVICE ACTIVITY       | TRANSIT<br>FUND 0115 |
|  |                   |                   | 2014-15<br>RECOMMENDED | 2014-15<br>ADOPTED   |
| <b>OPERATING REVENUE</b>                 |                   |                   |                        |                      |
| CONTRIBUTIONS OTHER AGENCIES             | 573,690           | 145,891           | 575,000                | 575,000              |
| TOTAL OPERATING REVENUE                  | 573,690           | 145,891           | 575,000                | 575,000              |
| <b>OPERATING EXPENSES</b>                |                   |                   |                        |                      |
| SERVICES & SUPPLIES                      | 573,690           | 18,541            | 575,000                | 575,000              |
| DEPRECIATION                             | 0                 | 0                 | 0                      | 0                    |
| FIXED ASSET                              | 0                 | 0                 | 0                      | 0                    |
| TOTAL OPERATING EXPENSES                 | 573,690           | 18,541            | 575,000                | 575,000              |
| OPERATING INCOME (LOSS)                  | 0                 | 127,350           | 0                      | 0                    |
| <b>NON-OPERATING REVENUES (EXPENSES)</b> |                   |                   |                        |                      |
| INTEREST                                 | 0                 | 0                 | 0                      | 0                    |
| TOTAL NON-OPERATING REVENUES (EXP)       | 0                 | 0                 | 0                      | 0                    |
| INCOME BEFORE CONTRIBUTIONS/TRNSFRS      | 0                 | 127,350           | 0                      | 0                    |
| TRANSFERS-IN/(OUT)                       | 0                 | 0                 | 0                      | 0                    |
| CHANGE IN NET ASSETS                     | 0                 | 127,350           | 0                      | 0                    |
| NET ASSETS-BEGINNING BALANCE             | 444,294           | 444,294           | 571,644                | 571,644              |
| NET ASSETS-ENDING BALANCE                | 444,294           | 571,644           | 571,644                | 571,644              |

| OPERATING DETAIL                           | 2012-13<br>ACTUAL | 2013-14<br>ACTUAL | FUND TITLE             | CSA#12 SENIOR TRANS         |
|--|-------------------|-------------------|------------------------|-----------------------------|
|  |                   |                   | SERVICE ACTIVITY       | TRANSPORTATION<br>FUND 0116 |
|  |                   |                   | 2014-15<br>RECOMMENDED | 2014-15<br>ADOPTED          |
| <b>OPERATING REVENUE</b>                   |                   |                   |                        |                             |
| CONTRIBUTIONS OTHER AGENCIES               | 199,243           | 213,143           | 223,013                | 223,013                     |
| DONATIONS-CHARGES FOR SVC                  | 9,900             | 10,051            | 10,000                 | 10,000                      |
| STATE FUNDING                              | 44,081            | 44,424            | 34,424                 | 34,424                      |
| <b>TOTAL OPERATING REVENUE</b>             | <b>253,224</b>    | <b>267,618</b>    | <b>267,437</b>         | <b>267,437</b>              |
| <b>OPERATING EXPENSES</b>                  |                   |                   |                        |                             |
| SALARY & BENEFITS                          | 194,226           | 203,980           | 192,395                | 192,395                     |
| SERVICES & SUPPLIES                        | 48,275            | 42,789            | 45,112                 | 45,112                      |
| DEPRECIATION                               | 0                 | 0                 | 0                      | 0                           |
| <b>TOTAL OPERATING EXPENSES</b>            | <b>242,501</b>    | <b>246,769</b>    | <b>237,507</b>         | <b>237,507</b>              |
| <b>OPERATING INCOME (LOSS)</b>             | <b>10,723</b>     | <b>20,849</b>     | <b>29,930</b>          | <b>29,930</b>               |
| <b>NON-OPERATING REVENUES (EXPENSES)</b>   |                   |                   |                        |                             |
| INTEREST                                   | 1                 | 1                 | 0                      | 0                           |
| <b>TOTAL NON-OPERATING REVENUES (EXP)</b>  | <b>1</b>          | <b>1</b>          | <b>0</b>               | <b>0</b>                    |
| <b>INCOME BEFORE CONTRIBUTIONS/TRNSFRS</b> | <b>10,724</b>     | <b>20,849</b>     | <b>29,930</b>          | <b>29,930</b>               |
| TRANSFERS IN/ (OUT)                        | 598               | -17,245           | 3,692                  | 3,692                       |
| TRANSFERS IN/ (OUT)                        |                   |                   | -31,000                | -31,000                     |
| <b>CHANGE IN NET ASSETS</b>                | <b>11,322</b>     | <b>3,604</b>      | <b>2,622</b>           | <b>2,622</b>                |
| NET ASSETS-BEGINNING BALANCE               | -6,377            | 4,945             | 8,549                  | 8,549                       |
| NET ASSETS-ENDING BALANCE                  | 4,945             | 8,549             | 11,171                 | 11,171                      |

| DISTRICT NAME                      | FUND BALANCE<br>UNRSRVD/UNDSGNTD<br>June 30, 2014<br>ESTIMATE | TOTAL FINANCE SOURCES            |                                  |                             | TOTAL FINANCE USES |                                  |           | TOTAL<br>FINANCE USES<br>ESTIMATE |
|------------------------------------|---|----------------------------------|----------------------------------|-----------------------------|--------------------|----------------------------------|-----------|-----------------------------------|
|                                    |   | DECREASES<br>TO RESRV/<br>DSGNTS | ADDITIONAL<br>FINANCE<br>SOURCES | TOTAL<br>FINANCE<br>SOURCES | FINANCING<br>USES  | INCREASES<br>TO RESRV/<br>DSGNTS |           |                                   |
| <b>COUNTY AIR/FLOOD CONTROL</b>    |   |                                  |                                  |                             |                    |                                  |           |                                   |
| 0201 AIR POLLUTION CONTRL          | 42  | 0                                | 11,025                           | 11,067                      | 11,067             | 0                                | 11,067    |                                   |
| 0208 PLUMAS FLOOD CONTROL          | 48,471  | 0                                | 3,833,085                        | 3,881,556                   | 3,881,556          | 0                                | 3,881,556 |                                   |
| TOTAL CO AIR/FLOOD CONTROL         | 48,513  | 0                                | 3,844,110                        | 3,892,623                   | 3,892,623          | 0                                | 3,892,623 |                                   |
| <b>LIGHTING DISTRICTS</b>          |   |                                  |                                  |                             |                    |                                  |           |                                   |
| 0202 CRESCENT MILLS LGHTNG         | 2,252   | 0                                | 706                              | 2,958                       | 2,958              | 0                                | 2,958     |                                   |
| 0204 QUINCY LIGHTING               | 20,770  | 0                                | 29,105                           | 49,875                      | 49,875             | 0                                | 49,875    |                                   |
| TOTAL LIGHTING DISTRICTS           | 23,022  | 0                                | 29,811                           | 52,833                      | 52,833             | 0                                | 52,833    |                                   |
| <b>COMMUNITY SERVICE DISTRICTS</b> |   |                                  |                                  |                             |                    |                                  |           |                                   |
| 0206 BECKWOURTH CSD                | 24,934  | 0                                | 11,732                           | 36,666                      | 36,666             | 0                                | 36,666    |                                   |
| 221 WALKER RANCH CSD               | 175,730   | 0                                | 84,500                           | 260,230                     | 260,230            | 0                                | 260,230   |                                   |
| 0223 GRIZZLY RANCH CSD             | 376,725   | 0                                | 433,047                          | 809,772                     | 809,772            | 0                                | 809,772   |                                   |
| TOTAL COMMUNITY SERVICE DISTRICTS  | 577,389   | 0                                | 529,279                          | 1,106,668                   | 1,106,668          | 0                                | 1,106,668 |                                   |
| <b>MISC DISTRICTS</b>              |   |                                  |                                  |                             |                    |                                  |           |                                   |
| 0215 CSA#11 AMBULANCE              | -128  | 0                                | 135,650                          | 135,522                     | 135,522            | 0                                | 135,522   |                                   |
| 0219 MONTEREY WATER ISSUES         | 19,561  | 0                                | 70                               | 19,631                      | 19,631             | 0                                | 19,631    |                                   |
| TOTAL MISC DISTRICTS               | 19,433  | 0                                | 135,720                          | 155,153                     | 155,153            | 0                                | 155,153   |                                   |
| TOTAL SPECIAL DISTRICTS            | 668,357   | 0                                | 4,538,920                        | 5,207,277                   | 5,207,277          | 0                                | 5,207,277 |                                   |

2/12



| DISTRICT NAME                      | TOTAL<br>FUND BALANCE<br>June 30, 2014 | LESS: FUND BALANCE-RSRVD/DSGNTD<br>GENERAL/OTHR |           |              | ACTUAL                           |   |
|------------------------------------|--|---|-----------|--------------|----------------------------------|---|
|                                    |  | ENCUMBRANCES                                    | RESERVES  | DESIGNATIONS | ESTIMATED                        | X |
|                                    |  |   |           |              | FUND BALANCE<br>UNRSRVD/UNDSGNTD |   |
| <b>COUNTY AIR/FLOOD CONTROL</b>    |  |   |           |              |                                  |   |
| 0201 AIR POLLUTION CONTRL          | 42                                     | 0   | 0         | 0            | 42                               |   |
| 0208 PLUMAS FLOOD CONTROL          | 48,471                                 | 0   | 0         | 0            | 48,471                           |   |
| TOTAL CO AIR/FLOOD CONTROL         | 48,513                                 | 0   | 0         | 0            | 48,513                           |   |
| <b>LIGHTING DISTRICTS</b>          |  |   |           |              |                                  |   |
| 0202 CRESCENT MILLS LGHTNG         | 2,252                                  | 0   | 0         | 0            | 2,252                            |   |
| 0204 QUINCY LIGHTING               | 20,770                                 | 0   | 0         | 0            | 20,770                           |   |
| TOTAL LIGHTING DISTRICTS           | 23,022                                 | 0   | 0         | 0            | 23,022                           |   |
| <b>COMMUNITY SERVICE DISTRICTS</b> |  |   |           |              |                                  |   |
| 0206 BECKWOURTH CSD                | 24,934                                 | 0   | 0         | 0            | 24,934                           |   |
| 0221 WALKER RANCH CSD              | 1,988,263                              | 0   | 1,812,533 | 0            | 175,730                          |   |
| 0223 GRIZZLY RANCH CSD             | 951,896                                | 0   | 575,171   | 0            | 376,725                          |   |
| TOTAL COMMUNITY SERVICE DISTRICTS  | 2,965,093                              | 0   | 2,387,704 | 0            | 577,389                          |   |
| <b>MISC DISTRICTS</b>              |  |   |           |              |                                  |   |
| 0215 CSA#11 AMBULANCE              | -128                                   | 0   | 0         | 0            | -128                             |   |
| 0219 MONTEREY WATER ISSUES         | 19,561                                 | 0   | 0         | 0            | 19,561                           |   |
| TOTAL MISC DISTRICTS               | 19,433                                 | 0   | 0         | 0            | 19,433                           |   |
| TOTAL SPECIAL DISTRICTS            | 3,056,061                              | 0   | 2,387,704 | 0            | 668,357                          |   |

10/10

| DISTRICT NAME                        | RESERVES/<br>DSGNTNS | DECREASES   |           | INCREASES   |         | TOTAL                         |
|--------------------------------------|----------------------|-------------|-----------|-------------|---------|-------------------------------|
|                                      | June 30, 2014        | RECOMMENDED | ADOPTED   | RECOMMENDED | ADOPTED | RSRV/DSGNTS<br>FOR BUGET YEAR |
| COUNTY AIR/FLOOD CONTROL             |                      |             |           |             |         |                               |
| 0208 PLUMAS FLOOD CONTROL            | 0                    | 0           | 0         | 0           | 0       | 0                             |
| TOTAL CO AIR/FLOOD CONTROL           | 0                    | 0           | 0         | 0           | 0       | 0                             |
| LIGHTING DISTRICTS                   |                      |             |           |             |         |                               |
| 0202 CRESCENT MILLS LGHTNG           | 0                    | 0           | 0         | 0           | 0       | 0                             |
| 0204 QUINCY LIGHTING                 | 0                    | 0           | 0         | 0           | 0       | 0                             |
| TOTAL BY LIGHTING DISTRICTS          | 0                    | 0           | 0         | 0           | 0       | 0                             |
| COMMUNITY SERVICE DISTRICTS          |                      |             |           |             |         |                               |
| 0206 BECKWOURTH CSD                  | 0                    | 0           | 0         | 0           | 0       | 0                             |
| 0221 WALKER RANCH CSD                | 1,812,533            | 0           | 0         | 0           | 0       | 1,812,533                     |
| 3 GRIZZLY RANCH CSD                  | 575,171              | 0           | 0         | 0           | 0       | 575,171                       |
| TOTAL BY COMMUNITY SERVICE DISTRICTS | 2,387,704            | 0           | 0         | 0           | 0       | 2,387,704                     |
| MISCELLANEOUS DISTRICTS              |                      |             |           |             |         |                               |
| 0215 CSA#11 AMBULANCE                | 0                    | 0           | 0         | 0           | 0       | 0                             |
| 0219 MONTEREY WATER ISSUES           | 0                    | 0           | 0         | 0           | 0       | 0                             |
| TOTAL BY MISCELLANEOUS DISTRICTS     | 0                    | 0           | 0         | 0           | 0       | 0                             |
| TOTAL ALL FUNDS                      | 25,988,443           | 3,070,755   | 3,070,755 | 149,942     | 149,942 | 23,025,810                    |

| DETAIL BY REVENUE CATEGORY<br>AND EXPENDITURE OBJECT | AIR POLLUTION CONTROL |                   |                        |                    |
|--|-----------------------|-------------------|------------------------|--------------------|
|  | 2012-13<br>ACTUAL     | 2013-14<br>ACTUAL | 2014-15<br>RECOMMENDED | 2014-15<br>ADOPTED |
| USE OF MONEY & PROPERTY                              | 6                     | 4                 |                        |                    |
| TRANSFER   | 9,263                 | 11,025            | 11,025                 | 11,025             |
| TOTAL REVENUE  | 9,269                 | 11,029            | 11,025                 | 11,025             |
| SERVICES & SUPPLIES                                  | 11,040                | 9,670             | 11,067                 | 11,067             |
| TOTAL EXPENDITURES/APPROPRIATIONS                    | 11,040                | 9,670             | 11,067                 | 11,067             |
| NET COST   | 1,771                 | -1,358            | 42                     | 42                 |

BECKWRTH CSA

| DETAIL BY REVENUE CATEGORY<br>AND EXPENDITURE OBJECT | 2012-13<br>ACTUAL | 2013-14<br>ACTUAL | 2014-15<br>RECOMMENDED | 2014-15<br>ADOPTED |
|--|-------------------|-------------------|------------------------|--------------------|
| TAX REVENUE  | 7,343             | 7,555             | 7,132                  | 7,132              |
| USE OF MONEY & PROPERTY                              | 132               | 40                | 40                     | 40                 |
| STATE & FEDERAL AID                                  | 74                | 75                | 60                     | 60                 |
| CHARGES FOR SERVICES                                 | 4,387             | 4,808             | 4,500                  | 4,500              |
| OTHER REVENUE  | 811               |                   |                        |                    |
| TOTAL REVENUE  | 12,747            | 12,477            | 11,732                 | 11,732             |
| SALARIES & BENEFITS                                  | 16,038            | 16,053            | 16,388                 | 16,388             |
| SERVICES & SUPPLIES                                  | 11,670            | 14,168            | 18,278                 | 18,278             |
| TRANSFERS  |                   |                   | 2,000                  | 2,000              |
| CONTINGENCY  |                   |                   |                        |                    |
| TOTAL EXPENDITURES/APPROPRIATIONS                    | 27,708            | 30,221            | 36,666                 | 36,666             |
| NET COST   | 14,961            | 17,744            | 24,934                 | 24,934             |

CO. SVC. AREA#11 - AMBULANCE

| DETAIL BY REVENUE CATEGORY<br>AND EXPENDITURE OBJECT | 2012-13<br>ACTUAL | 2013-14<br>ACTUAL | 2014-15<br>RECOMMENDED | 2014-15<br>ADOPTED |
|--|-------------------|-------------------|------------------------|--------------------|
| TAX REVENUE  | 104,752           | 105,624           | 134,250                | 134,250            |
| USE OF MONEY & PROPERTY                              | 18                | 9                 | 200                    | 200                |
| STATE & FEDERAL AID                                  | 1,023             | 1,007             | 1,200                  | 1,200              |
| OTHER REVENUE  | 9,818             |                   |                        |                    |
| TOTAL REVENUE  | 115,611           | 106,640           | 135,650                | 135,650            |
| SERVICES & SUPPLIES                                  | 115,611           | 101,234           | 135,522                | 135,522            |
| TOTAL EXPENDITURES/APPROPRIATIONS                    | 115,611           | 101,234           | 135,522                | 135,522            |
| NET COST   |                   | -5,406            | -128                   | -128               |

CRESCENT MILLS LIGHTING

| DETAIL BY REVENUE CATEGORY<br>AND EXPENDITURE OBJECT | 2012-13<br>ACTUAL | 2013-14<br>ACTUAL | 2014-15<br>RECOMMENDED | 2014-15<br>ADOPTED |
|--|-------------------|-------------------|------------------------|--------------------|
| TAX REVENUE  | 713               | 716               | 706                    | 706                |
| USE OF MONEY & PROPERTY                              | 2                 | 1                 |                        |                    |
| STATE & FEDERAL AID                                  | 7                 | 7                 |                        |                    |
| OTHER REVENUE  | 68                |                   |                        |                    |
| TRANSFER   |                   | 2,128             |                        |                    |
| TOTAL REVENUE  | 790               | 2,852             | 706                    | 706                |
| SERVICES & SUPPLIES                                  | 774               | 3,107             | 2,958                  | 2,958              |
| TOTAL EXPENDITURES/APPROPRIATIONS                    | 774               | 3,107             | 2,958                  | 2,958              |
| NET COST   | -16               | 255               | 2,252                  | 2,252              |

FLOOD CNTRL 0208

| DETAIL BY REVENUE CATEGORY<br>AND EXPENDITURE OBJECT | 2012-13<br>ACTUAL | 2013-14<br>ACTUAL | 2014-15<br>RECOMMENDED | 2014-15<br>ADOPTED |
|--|-------------------|-------------------|------------------------|--------------------|
| TAX REVENUE  | 84,140            | 84,484            | 78,800                 | 78,800             |
| USE OF MONEY & PROPERTY                              | -52               | -11               |                        |                    |
| STATE & FEDERAL AID                                  | 7,119             | 802               | 325                    | 325                |
| CHARGES FOR SERVICES                                 | 77,022            | 92,228            | 74,303                 | 74,303             |
| OTHER REVENUE  |                   | 23,524            |                        |                    |
| TRANSFER   | 6,000             | 15,530            | 45,034                 |                    |
| TOTAL REVENUE  | 174,229           | 216,557           | 198,462                | 153,428            |
| SALARIES & BENEFITS                                  | 1                 |                   | 15,642                 | 15,642             |
| SERVICES & SUPPLIES                                  | 176,996           | 200,090           | 233,625                | 233,625            |
| FIXED ASSETS   | 206               |                   |                        |                    |
| TRANSFERS  | 721               | 1,686             |                        |                    |
| TOTAL EXPENDITURES/APPROPRIATIONS                    | 177,923           | 201,776           | 249,267                | 249,267            |
| NET COST   | 3,694             | -14,781           | 50,805                 | 95,839             |

FLOOD CNTRL 0208B

| DETAIL BY REVENUE CATEGORY<br>AND EXPENDITURE OBJECT | 2012-13<br>ACTUAL | 2013-14<br>ACTUAL | 2014-15<br>RECOMMENDED | 2014-15<br>ADOPTED |
|--|-------------------|-------------------|------------------------|--------------------|
| USE OF MONEY & PROPERTY                              | 98                | 179               |                        |                    |
| STATE & FEDERAL AID                                  | 170,759           | 1,042,191         | 3,679,657              | 3,679,657          |
| CHARGES FOR SERVICES                                 |                   |                   |                        |                    |
| OTHER REVENUE  | 8,275             | 7,485             |                        |                    |
| TRANSFER   | 55,912            | 5,000             |                        |                    |
| TOTAL REVENUE  | 235,044           | 1,054,855         | 3,679,657              | 3,679,657          |
| SALARIES & BENEFITS                                  | 1,599             | 1,812             | 1,764                  | 1,764              |
| SERVICES & SUPPLIES                                  | 227,678           | 1,062,031         | 3,616,156              | 3,615,915          |
| TRANSFERS  |                   |                   | 64,220                 | 14,610             |
| TOTAL EXPENDITURES/APPROPRIATIONS                    | 229,277           | 1,063,842         | 3,682,140              | 3,632,289          |
| NET COST   | -5,767            | 8,987             | 2,483                  | -47,368            |



| DETAIL BY REVENUE CATEGORY<br>AND EXPENDITURE OBJECT | 2012-13<br>ACTUAL | 2013-14<br>ACTUAL | GRIZZLY RANCH CSD      |                    |
|--|-------------------|-------------------|------------------------|--------------------|
|  |                   |                   | 2014-15<br>RECOMMENDED | 2014-15<br>ADOPTED |
| TAX REVENUE  | 242,194           | 447,635           | 431,847                | 431,847            |
| USE OF MONEY & PROPERTY                              | 2,890             | 1,364             | 1,200                  | 1,200              |
| CHARGES FOR SERVICES                                 |                   | 5,445             |                        |                    |
| TOTAL REVENUE  | 245,085           | 454,444           | 433,047                | 433,047            |
| SERVICES & SUPPLIES                                  | 423,164           | 458,682           | 511,772                | 691,772            |
| TRANSFERS  |                   | 19,577            | 18,000                 | 18,000             |
| CONTINGENCY  |                   |                   | 100,000                | 100,000            |
| TOTAL EXPENDITURES/APPROPRIATIONS                    | 423,164           | 478,259           | 629,772                | 809,772            |
| NET COST   | 178,079           | 23,815            | 196,725                | 376,725            |

| DETAIL BY REVENUE CATEGORY<br>AND EXPENDITURE OBJECT | 2012-13<br>ACTUAL | 2013-14<br>ACTUAL | MONTEREY FORUM         |                    |
|--|-------------------|-------------------|------------------------|--------------------|
|  |                   |                   | 2014-15<br>RECOMMENDED | 2014-15<br>ADOPTED |
| USE OF MONEY & PROPERTY                              | 69                | 28                | 70                     | 70                 |
| CHARGES FOR SERVICES                                 |                   |                   |                        |                    |
| TRANSFER   |                   | 3,875             |                        |                    |
| TOTAL REVENUE  | 69                | 3,903             | 70                     | 70                 |
| SALARIES & BENEFITS                                  | 214               | 437               | 375                    | 375                |
| SERVICES & SUPPLIES                                  | 8,130             | 73                | 19,290                 | 19,256             |
| CONTINGENCY  |                   |                   |                        |                    |
| TOTAL EXPENDITURES/APPROPRIATIONS                    | 8,344             | 510               | 19,665                 | 19,631             |
| NET COST   | 8,275             | -3,393            | 19,595                 | 19,561             |

| DETAIL BY REVENUE CATEGORY<br>AND EXPENDITURE OBJECT | 2012-13<br>ACTUAL | 2013-14<br>ACTUAL | QUINCY LIGHTING        |                    |
|--|-------------------|-------------------|------------------------|--------------------|
|  |                   |                   | 2014-15<br>RECOMMENDED | 2014-15<br>ADOPTED |
| TAX REVENUE  | 31,182            | 31,244            | 28,815                 | 28,815             |
| USE OF MONEY & PROPERTY                              | 90                | 45                | 40                     | 40                 |
| STATE & FEDERAL AID                                  | 312               | 305               | 250                    | 250                |
| CHARGES FOR SERVICES                                 | 40                | 80                |                        |                    |
| OTHER REVENUE  | 2,469             |                   |                        |                    |
| TOTAL REVENUE  | 34,092            | 31,674            | 29,105                 | 29,105             |
| SERVICES & SUPPLIES                                  | 28,837            | 48,013            | 49,575                 | 49,575             |
| TRANSFERS  |                   |                   | 300                    | 300                |
| TOTAL EXPENDITURES/APPROPRIATIONS                    | 28,837            | 48,013            | 49,875                 | 49,875             |
| NET COST   | -5,255            | 16,339            | 20,770                 | 20,770             |

| DETAIL BY REVENUE CATEGORY<br>AND EXPENDITURE OBJECT | 2012-13<br>ACTUAL | 2013-14<br>ACTUAL | WALKER RANCH           |                    |
|--|-------------------|-------------------|------------------------|--------------------|
|  |                   |                   | 2014-15<br>RECOMMENDED | 2014-15<br>ADOPTED |
| USE OF MONEY & PROPERTY                              | 6,477             | 3,405             | 3,500                  | 3,500              |
| CHARGES FOR SERVICES                                 | 235,791           | 93,995            | 81,000                 | 81,000             |
| OTHER REVENUE  |                   |                   |                        |                    |
| TOTAL REVENUE  | 242,268           | 97,400            | 84,500                 | 84,500             |
| SERVICES & SUPPLIES                                  | 155,108           | 160,762           | 203,230                | 203,230            |
| TRANSFERS  |                   | 9,915             | 12,000                 | 12,000             |
| CONTINGENCY  |                   |                   | 45,000                 | 45,000             |
| TOTAL EXPENDITURES/APPROPRIATIONS                    | 155,108           | 170,677           | 260,230                | 260,230            |
| NET COST   | -87,160           | 73,277            | 175,730                | 175,730            |

**TAX RATES**  
**TAX VALUES**  
**APPROPRIATION LIMITS**

---

---

RESOLUTION NO. 14- 8004

**A RESOLUTION ADOPTING THE BASIC TAX RATE FOR PLUMAS COUNTY AND THE RATES FOR THE PLUMAS UNIFIED SCHOOL DISTRICT AND THE PLUMAS DISTRICT HOSPITAL BONDS FOR FISCAL YEAR 2014/15**

WHEREAS, Government Code §29100 requires that the tax rates be set and approved by the Board of Supervisors.

**NOW, THEREFORE, BE IT RESOLVED** by the Board of Supervisors, County of Plumas, State of California, as follows:

The ad valorem property tax rate for Plumas County is 1% of the assessed value (\$1,000.00 per \$100,000 of assessed value) for the 2014/15 fiscal year, tax year 2014, with the bond rates to be ADDED to the 1% rate as follows:

The additional tax rates for the Plumas Unified School District Bond are affixed at 0.03316% of the Secured assessed value (\$33.16 per \$100,000 of assessed value) and 0.03149% of the Unsecured assessed value for the fiscal year 2014/15, tax year 2014.

The additional tax rates for the Plumas District Hospital Bond, as calculated and approved, by resolution, by the Plumas District Hospital's Board, are affixed at 0.02833% of the Secured assessed value (\$28.33 per \$100,000 of assessed value) and 0.02763% of the Unsecured assessed value for the fiscal year 2014/15, tax year 2014.


The additional tax rates for the Plumas Unified School District and Plumas District Hospital Bonds is affixed at 0.03838% (\$38.38 per \$100,000 of assessed value) of the assessed value of the Unitary/State Board Roll for the fiscal year 2014/15, tax year 2014.


The foregoing, Resolution No. 14- 8004 was duly passed and adopted by the Board of Supervisors of the County of Plumas, State of California, at a regular meeting of said Board held on the 16<sup>th</sup> day of September, 2014 by the following vote:

**AYES:** SUPERVISORS THRALL, GOSS, SIMPSON, SWOFFORD, KENNEDY

**NOES:** NONE

**ABSENT:** NONE

  
Chair, Board of Supervisors

**ATTEST:**  
  
Clerk of the Board of Supervisors

PLUMAS HOSPITAL DISTRICT

RESOLUTION No. 2014-3

RESOLUTION OF THE BOARD OF DIRECTORS OF THE  
PLUMAS HOSPITAL DISTRICT  
GENERAL OBLIGATION BONDS SERIES A  
PROPERTY TAX RATE 2014-2015

NOW, THEREFORE BE IT RESOLVED that the President and Secretary of the Board of the Plumas Hospital District Board of Directors are hereby authorized and empowered to take all actions necessary or appropriate:

1. To authorize the Plumas County Tax Assessor's office to set the 2014-2015 Property Tax Rate for the Plumas District Hospital General Obligation Bond Series A at \$0.0002833.


\*\*\*\*\*

PASSED AND ADOPTED this 4<sup>th</sup> day of September, 2014, by the following vote:

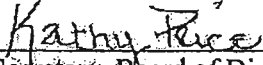
AYES: Director Wickman  
Director Satterfield  
Director Price  
Director Kimmel

NAYES:

ABSENT: Director Flanigan

  
\_\_\_\_\_  
President, Board of Directors  
Plumas Hospital District

ATTEST:

  
\_\_\_\_\_  
Secretary, Board of Directors  
Plumas Hospital District



## Tax / Bond Rates

### Tax Year 2014 ~ FY 2014/15

|             |               | 1                           | a                               | b                           | c                                   | 2 (1+a+b+c)     | 3                                 | 4 (2x3)                            |
|-------------|---------------|-----------------------------|---------------------------------|-----------------------------|-------------------------------------|-----------------|-----------------------------------|------------------------------------|
| Total TRA's | Tax Rate Area | Tax Code 00001 Prop 13 Rate | Tax Code 10070 Measure A School | Tax Code 10075 Unitary Debt | Tax Code 10080 Plumas District Hos. | Total Tax Rates | 2012 Certified Values (Net Value) | TOTAL Tax Rates x Certified Values |
| 1           | 000-001       | 1.00000%                    | 0.00000%                        | 0.03838%                    | 0.00000%                            | 1.03838%        | \$ 439,251,260                    | \$ 4,561,097.23                    |
| 2           | 000-002       | 1.00000%                    | 0.00000%                        | 0.03838%                    | 0.00000%                            | 1.03838%        | \$ 49,976,772                     | \$ 518,948.81                      |
| 3           | 001-001       | 1.00000%                    | 0.03316%                        | 0.00000%                    | 0.00000%                            | 1.03316%        | \$ 92,234,215                     | \$ 952,927.02                      |
| 4           | 001-002       | 1.00000%                    | 0.03316%                        | 0.00000%                    | 0.00000%                            | 1.03316%        | \$ 1,244,900                      | \$ 12,861.81                       |
| 5           | 001-003       | 1.00000%                    | 0.03316%                        | 0.00000%                    | 0.00000%                            | 1.03316%        | \$ -                              | \$ -                               |
| 6           | 001-004       | 1.00000%                    | 0.03316%                        | 0.00000%                    | 0.00000%                            | 1.03316%        | \$ 6,362,031                      | \$ 65,729.96                       |
| 7           | 001-005       | 1.00000%                    | 0.03316%                        | 0.00000%                    | 0.00000%                            | 1.03316%        | \$ 332,628                        | \$ 3,436.58                        |
| 8           | 001-006       | 1.00000%                    | 0.03316%                        | 0.00000%                    | 0.00000%                            | 1.03316%        | \$ 325,341                        | \$ 3,361.29                        |
| 9           | 001-007       | 1.00000%                    | 0.03316%                        | 0.00000%                    | 0.00000%                            | 1.03316%        | \$ 457,162                        | \$ 4,723.21                        |
| 10          | 001-008       | 1.00000%                    | 0.03316%                        | 0.00000%                    | 0.00000%                            | 1.03316%        | \$ 1,439,587                      | \$ 14,873.24                       |
| 11          | 001-009       | 1.00000%                    | 0.03316%                        | 0.00000%                    | 0.00000%                            | 1.03316%        | \$ 1,575,908                      | \$ 16,281.65                       |
| 12          | 001-010       | 1.00000%                    | 0.03316%                        | 0.00000%                    | 0.00000%                            | 1.03316%        | \$ 4,547                          | \$ 46.98                           |
| 13          | 001-013       | 1.00000%                    | 0.03316%                        | 0.00000%                    | 0.00000%                            | 1.03316%        | \$ 26,693                         | \$ 275.78                          |
| 14          | 053-000       | 1.00000%                    | 0.03316%                        | 0.00000%                    | 0.02833%                            | 1.06149%        | \$ 572,116                        | \$ 6,072.95                        |
| 15          | 053-001       | 1.00000%                    | 0.03316%                        | 0.00000%                    | 0.00000%                            | 1.03316%        | \$ 3,979,166                      | \$ 41,111.15                       |
| 16          | 053-002       | 1.00000%                    | 0.03316%                        | 0.00000%                    | 0.00000%                            | 1.03316%        | \$ 9,603,014                      | \$ 99,214.50                       |
| 17          | 053-003       | 1.00000%                    | 0.03316%                        | 0.00000%                    | 0.02833%                            | 1.06149%        | \$ 55,796                         | \$ 592.27                          |
| 18          | 053-004       | 1.00000%                    | 0.03316%                        | 0.00000%                    | 0.00000%                            | 1.03316%        | \$ 25,699,428                     | \$ 265,516.21                      |
| 19          | 053-005       | 1.00000%                    | 0.03316%                        | 0.00000%                    | 0.02833%                            | 1.06149%        | \$ 926,742                        | \$ 9,837.27                        |
| 20          | 053-006       | 1.00000%                    | 0.03316%                        | 0.00000%                    | 0.00000%                            | 1.03316%        | \$ 81,524                         | \$ 842.27                          |
| 21          | 053-007       | 1.00000%                    | 0.03316%                        | 0.00000%                    | 0.00000%                            | 1.03316%        | \$ 3,130,050                      | \$ 32,338.42                       |
| 22          | 053-008       | 1.00000%                    | 0.03316%                        | 0.00000%                    | 0.00000%                            | 1.03316%        | \$ 13,956,079                     | \$ 144,188.63                      |
| 23          | 053-009       | 1.00000%                    | 0.03316%                        | 0.00000%                    | 0.02833%                            | 1.06149%        | \$ 2,887,496                      | \$ 30,650.48                       |
| 24          | 053-010       | 1.00000%                    | 0.03316%                        | 0.00000%                    | 0.02833%                            | 1.06149%        | \$ 124,587,770                    | \$ 1,322,486.72                    |
| 25          | 053-011       | 1.00000%                    | 0.03316%                        | 0.00000%                    | 0.00000%                            | 1.03316%        | \$ 16,130,262                     | \$ 166,651.41                      |
| 26          | 053-012       | 1.00000%                    | 0.03316%                        | 0.00000%                    | 0.00000%                            | 1.03316%        | \$ 7,831,931                      | \$ 80,916.38                       |
| 27          | 053-013       | 1.00000%                    | 0.03316%                        | 0.00000%                    | 0.00000%                            | 1.03316%        | \$ 72,457                         | \$ 748.60                          |
| 28          | 053-014       | 1.00000%                    | 0.03316%                        | 0.00000%                    | 0.00000%                            | 1.03316%        | \$ 3,849,952                      | \$ 39,776.16                       |
| 29          | 053-015       | 1.00000%                    | 0.03316%                        | 0.00000%                    | 0.02833%                            | 1.06149%        | \$ 74,816                         | \$ 794.16                          |
| 30          | 053-016       | 1.00000%                    | 0.03316%                        | 0.00000%                    | 0.00000%                            | 1.03316%        | \$ 467,658,582                    | \$ 4,831,661.41                    |
| 31          | 053-017       | 1.00000%                    | 0.03316%                        | 0.00000%                    | 0.00000%                            | 1.03316%        | \$ 75,674,236                     | \$ 781,835.94                      |
| 32          | 053-018       | 1.00000%                    | 0.03316%                        | 0.00000%                    | 0.00000%                            | 1.03316%        | \$ 391,967                        | \$ 4,049.65                        |
| 33          | 053-019       | 1.00000%                    | 0.03316%                        | 0.00000%                    | 0.00000%                            | 1.03316%        | \$ 3,966,375                      | \$ 40,979.00                       |
| 34          | 053-020       | 1.00000%                    | 0.03316%                        | 0.00000%                    | 0.00000%                            | 1.03316%        | \$ 3,920,624                      | \$ 40,506.32                       |
| 35          | 053-021       | 1.00000%                    | 0.03316%                        | 0.00000%                    | 0.00000%                            | 1.03316%        | \$ 843,946                        | \$ 8,719.31                        |
| 36          | 053-022       | 1.00000%                    | 0.03316%                        | 0.00000%                    | 0.00000%                            | 1.03316%        | \$ 225,561                        | \$ 2,330.41                        |
| 37          | 053-023       | 1.00000%                    | 0.03316%                        | 0.00000%                    | 0.00000%                            | 1.03316%        | \$ 631,375                        | \$ 6,523.11                        |
| 38          | 053-024       | 1.00000%                    | 0.03316%                        | 0.00000%                    | 0.00000%                            | 1.03316%        | \$ 1,302,946                      | \$ 13,461.52                       |
| 39          | 053-025       | 1.00000%                    | 0.03316%                        | 0.00000%                    | 0.00000%                            | 1.03316%        | \$ 770,035                        | \$ 7,955.69                        |
| 40          | 053-026       | 1.00000%                    | 0.03316%                        | 0.00000%                    | 0.00000%                            | 1.03316%        | \$ 23,968,605                     | \$ 247,634.04                      |
| 41          | 053-027       | 1.00000%                    | 0.03316%                        | 0.00000%                    | 0.00000%                            | 1.03316%        | \$ 6,781,670                      | \$ 70,065.50                       |
| 42          | 053-028       | 1.00000%                    | 0.03316%                        | 0.00000%                    | 0.00000%                            | 1.03316%        | \$ 899,914                        | \$ 9,297.55                        |
| 43          | 053-029       | 1.00000%                    | 0.03316%                        | 0.00000%                    | 0.00000%                            | 1.03316%        | \$ 2,647,283                      | \$ 27,350.67                       |

**Tax / Bond Rates**  
**Tax Year 2014 ~ FY 2014/15**

|    |         | <i>1</i> | <i>a</i> | <i>b</i> | <i>c</i> | <i>2 (1+a+b+c)</i> | <i>3</i>       | <i>4 (2x3)</i>  |
|----|---------|----------|----------|----------|----------|--------------------|----------------|-----------------|
| 44 | 053-030 | 1.00000% | 0.03316% | 0.00000% | 0.02833% | 1.06149%           | \$ 19,062,483  | \$ 202,346.35   |
| 45 | 053-031 | 1.00000% | 0.03316% | 0.00000% | 0.02833% | 1.06149%           | \$ 22,913,601  | \$ 243,225.58   |
| 46 | 053-032 | 1.00000% | 0.03316% | 0.00000% | 0.00000% | 1.03316%           | \$ 77,462,162  | \$ 800,308.07   |
| 47 | 053-033 | 1.00000% | 0.03316% | 0.00000% | 0.02833% | 1.06149%           | \$ 1,746,473   | \$ 18,538.64    |
| 48 | 053-034 | 1.00000% | 0.03316% | 0.00000% | 0.00000% | 1.03316%           | \$ 236,298     | \$ 2,441.34     |
| 49 | 053-035 | 1.00000% | 0.03316% | 0.00000% | 0.00000% | 1.03316%           | \$ 29,126,384  | \$ 300,922.15   |
| 50 | 053-036 | 1.00000% | 0.03316% | 0.00000% | 0.00000% | 1.03316%           | \$ 118,863,894 | \$ 1,228,054.21 |
| 51 | 053-037 | 1.00000% | 0.03316% | 0.00000% | 0.00000% | 1.03316%           | \$ 1,331,837   | \$ 13,760.01    |
| 52 | 053-038 | 1.00000% | 0.03316% | 0.00000% | 0.00000% | 1.03316%           | \$ 630,918     | \$ 6,518.39     |
| 53 | 053-039 | 1.00000% | 0.03316% | 0.00000% | 0.00000% | 1.03316%           | \$ 16,444,598  | \$ 169,899.01   |
| 54 | 053-040 | 1.00000% | 0.03316% | 0.00000% | 0.00000% | 1.03316%           | \$ 2,701,611   | \$ 27,911.96    |
| 55 | 053-041 | 1.00000% | 0.03316% | 0.00000% | 0.02833% | 1.06149%           | \$ 1,067,646   | \$ 11,332.96    |
| 56 | 053-042 | 1.00000% | 0.03316% | 0.00000% | 0.02833% | 1.06149%           | \$ 1,043,160   | \$ 11,073.04    |
| 57 | 053-043 | 1.00000% | 0.03316% | 0.00000% | 0.02833% | 1.06149%           | \$ 31,731,727  | \$ 336,829.11   |
| 58 | 053-044 | 1.00000% | 0.03316% | 0.00000% | 0.02833% | 1.06149%           | \$ -           | \$ -            |
| 59 | 053-045 | 1.00000% | 0.03316% | 0.00000% | 0.00000% | 1.03316%           | \$ 3,845,620   | \$ 39,731.41    |
| 60 | 053-046 | 1.00000% | 0.03316% | 0.00000% | 0.00000% | 1.03316%           | \$ -           | \$ -            |
| 61 | 053-047 | 1.00000% | 0.03316% | 0.00000% | 0.02833% | 1.06149%           | \$ 100,488,455 | \$ 1,066,674.90 |
| 62 | 053-048 | 1.00000% | 0.03316% | 0.00000% | 0.02833% | 1.06149%           | \$ 91,156,953  | \$ 967,621.94   |
| 63 | 053-049 | 1.00000% | 0.03316% | 0.00000% | 0.00000% | 1.03316%           | \$ 232,834,921 | \$ 2,405,557.27 |
| 64 | 053-050 | 1.00000% | 0.03316% | 0.00000% | 0.00000% | 1.03316%           | \$ 891,016     | \$ 9,205.62     |
| 65 | 053-051 | 1.00000% | 0.03316% | 0.00000% | 0.02833% | 1.06149%           | \$ 5,227,153   | \$ 55,485.71    |
| 66 | 053-052 | 1.00000% | 0.03316% | 0.00000% | 0.00000% | 1.03316%           | \$ 70,548,448  | \$ 728,878.35   |
| 67 | 053-053 | 1.00000% | 0.03316% | 0.00000% | 0.00000% | 1.03316%           | \$ 10,623,027  | \$ 109,752.87   |
| 68 | 053-054 | 1.00000% | 0.03316% | 0.00000% | 0.00000% | 1.03316%           | \$ 7,691,912   | \$ 79,469.76    |
| 69 | 053-055 | 1.00000% | 0.03316% | 0.00000% | 0.00000% | 1.03316%           | \$ 10,033,030  | \$ 103,657.25   |
| 70 | 053-056 | 1.00000% | 0.03316% | 0.00000% | 0.00000% | 1.03316%           | \$ 87,020,204  | \$ 899,057.94   |
| 71 | 053-057 | 1.00000% | 0.03316% | 0.00000% | 0.00000% | 1.03316%           | \$ 1,225,755   | \$ 12,664.01    |
| 72 | 053-058 | 1.00000% | 0.03316% | 0.00000% | 0.00000% | 1.03316%           | \$ 473,272     | \$ 4,889.66     |
| 73 | 053-059 | 1.00000% | 0.03316% | 0.00000% | 0.00000% | 1.03316%           | \$ 822,678     | \$ 8,499.58     |
| 74 | 053-060 | 1.00000% | 0.03316% | 0.00000% | 0.00000% | 1.03316%           | \$ 22,030,839  | \$ 227,613.82   |
| 75 | 053-061 | 1.00000% | 0.03316% | 0.00000% | 0.00000% | 1.03316%           | \$ 805,899     | \$ 8,326.23     |
| 76 | 053-062 | 1.00000% | 0.03316% | 0.00000% | 0.00000% | 1.03316%           | \$ 5,467,846   | \$ 56,491.60    |
| 77 | 053-063 | 1.00000% | 0.03316% | 0.00000% | 0.02833% | 1.06149%           | \$ 37,506,611  | \$ 398,128.93   |
| 78 | 053-064 | 1.00000% | 0.03316% | 0.00000% | 0.00000% | 1.03316%           | \$ 24,671,564  | \$ 254,896.73   |
| 79 | 053-065 | 1.00000% | 0.03316% | 0.00000% | 0.02833% | 1.06149%           | \$ 150,785     | \$ 1,600.57     |
| 80 | 053-066 | 1.00000% | 0.03316% | 0.00000% | 0.02833% | 1.06149%           | \$ 2,009,118   | \$ 21,326.59    |
| 81 | 053-067 | 1.00000% | 0.03316% | 0.00000% | 0.02833% | 1.06149%           | \$ 5,067,018   | \$ 53,785.89    |
| 82 | 053-068 | 1.00000% | 0.03316% | 0.00000% | 0.00000% | 1.03316%           | \$ 825,404     | \$ 8,527.74     |
| 83 | 053-069 | 1.00000% | 0.03316% | 0.00000% | 0.00000% | 1.03316%           | \$ 59,701,297  | \$ 616,809.92   |
| 84 | 053-070 | 1.00000% | 0.03316% | 0.00000% | 0.00000% | 1.03316%           | \$ 69,578,737  | \$ 718,859.68   |
| 85 | 053-071 | 1.00000% | 0.03316% | 0.00000% | 0.00000% | 1.03316%           | \$ 63,093,635  | \$ 651,858.20   |
| 86 | 053-072 | 1.00000% | 0.03316% | 0.00000% | 0.00000% | 1.03316%           | \$ 17,626,283  | \$ 182,107.71   |
| 87 | 053-073 | 1.00000% | 0.03316% | 0.00000% | 0.00000% | 1.03316%           | \$ -           | \$ -            |
| 88 | 053-074 | 1.00000% | 0.03316% | 0.00000% | 0.02833% | 1.06149%           | \$ -           | \$ -            |
| 89 | 053-075 | 1.00000% | 0.03316% | 0.00000% | 0.00000% | 1.03316%           | \$ -           | \$ -            |
| 90 | 053-076 | 1.00000% | 0.03316% | 0.00000% | 0.00000% | 1.03316%           | \$ 33,225      | \$ 343.27       |

## Tax / Bond Rates

### Tax Year 2014 ~ FY 2014/15

|     |         | <i>1</i> | <i>a</i> | <i>b</i> | <i>c</i> | <i>2 (1+a+b+c)</i> | <i>3</i>      | <i>4 (2x3)</i> |
|-----|---------|----------|----------|----------|----------|--------------------|---------------|----------------|
| 91  | 053-077 | 1.00000% | 0.03316% | 0.00000% | 0.00000% | <b>1.03316%</b>    | \$ 32,657,859 | \$ 337,407.94  |
| 92  | 053-078 | 1.00000% | 0.03316% | 0.00000% | 0.02833% | <b>1.06149%</b>    | \$ -          | \$ -           |
| 93  | 053-079 | 1.00000% | 0.03316% | 0.00000% | 0.00000% | <b>1.03316%</b>    | \$ 17,544,033 | \$ 181,257.93  |
| 94  | 053-080 | 1.00000% | 0.03316% | 0.00000% | 0.00000% | <b>1.03316%</b>    | \$ 34,626,405 | \$ 357,746.17  |
| 95  | 053-081 | 1.00000% | 0.03316% | 0.00000% | 0.00000% | <b>1.03316%</b>    | \$ 15,669,645 | \$ 161,892.50  |
| 96  | 053-082 | 1.00000% | 0.03316% | 0.00000% | 0.00000% | <b>1.03316%</b>    | \$ 3,733,250  | \$ 38,570.45   |
| 97  | 053-083 | 1.00000% | 0.03316% | 0.00000% | 0.02833% | <b>1.06149%</b>    | \$ 31,997,474 | \$ 339,649.99  |
| 98  | 053-084 | 1.00000% | 0.03316% | 0.00000% | 0.00000% | <b>1.03316%</b>    | \$ -          | \$ -           |
| 99  | 053-085 | 1.00000% | 0.03316% | 0.00000% | 0.00000% | <b>1.03316%</b>    | \$ -          | \$ -           |
| 100 | 053-086 | 1.00000% | 0.03316% | 0.00000% | 0.00000% | <b>1.03316%</b>    | \$ 32,406,432 | \$ 334,810.29  |
| 101 | 053-087 | 1.00000% | 0.03316% | 0.00000% | 0.00000% | <b>1.03316%</b>    | \$ 87,311,599 | \$ 902,068.52  |
| 102 | 053-088 | 1.00000% | 0.03316% | 0.00000% | 0.00000% | <b>1.03316%</b>    | \$ 1,982,141  | \$ 20,478.69   |
| 103 | 053-089 | 1.00000% | 0.03316% | 0.00000% | 0.00000% | <b>1.03316%</b>    | \$ 36,771,157 | \$ 379,904.89  |
| 104 | 053-090 | 1.00000% | 0.03316% | 0.00000% | 0.00000% | <b>1.03316%</b>    | \$ 187,561    | \$ 1,937.81    |
| 105 | 053-091 | 1.00000% | 0.03316% | 0.00000% | 0.00000% | <b>1.03316%</b>    | \$ -          | \$ -           |
| 106 | 053-092 | 1.00000% | 0.03316% | 0.00000% | 0.02833% | <b>1.06149%</b>    | \$ 10,242,480 | \$ 108,722.90  |
| 107 | 053-093 | 1.00000% | 0.03316% | 0.00000% | 0.02833% | <b>1.06149%</b>    | \$ 1,089,346  | \$ 11,563.30   |
| 108 | 053-094 | 1.00000% | 0.03316% | 0.00000% | 0.00000% | <b>1.03316%</b>    | \$ -          | \$ -           |
| 109 | 053-095 | 1.00000% | 0.03316% | 0.00000% | 0.00000% | <b>1.03316%</b>    | \$ 580,770    | \$ 6,000.28    |
| 110 | 053-096 | 1.00000% | 0.03316% | 0.00000% | 0.02833% | <b>1.06149%</b>    | \$ 677,360    | \$ 7,190.11    |
| 111 | 053-097 | 1.00000% | 0.03316% | 0.00000% | 0.02833% | <b>1.06149%</b>    | \$ 815,078    | \$ 8,651.97    |
| 112 | 053-098 | 1.00000% | 0.03316% | 0.00000% | 0.02833% | <b>1.06149%</b>    | \$ 1,986,351  | \$ 21,084.92   |
| 113 | 053-099 | 1.00000% | 0.03316% | 0.00000% | 0.00000% | <b>1.03316%</b>    | \$ -          | \$ -           |
| 114 | 053-100 | 1.00000% | 0.03316% | 0.00000% | 0.00000% | <b>1.03316%</b>    | \$ 346,297    | \$ 3,577.80    |
| 115 | 053-101 | 1.00000% | 0.03316% | 0.00000% | 0.00000% | <b>1.03316%</b>    | \$ 3,836,241  | \$ 39,634.51   |
| 116 | 053-102 | 1.00000% | 0.03316% | 0.00000% | 0.00000% | <b>1.03316%</b>    | \$ 14,922,643 | \$ 154,174.78  |
| 117 | 053-103 | 1.00000% | 0.03316% | 0.00000% | 0.00000% | <b>1.03316%</b>    | \$ 45,917     | \$ 474.40      |
| 118 | 053-104 | 1.00000% | 0.03316% | 0.00000% | 0.00000% | <b>1.03316%</b>    | \$ -          | \$ -           |
| 119 | 053-105 | 1.00000% | 0.03316% | 0.00000% | 0.02833% | <b>1.06149%</b>    | \$ 3,346,702  | \$ 35,524.91   |
| 120 | 053-106 | 1.00000% | 0.03316% | 0.00000% | 0.02833% | <b>1.06149%</b>    | \$ 263,390    | \$ 2,795.86    |
| 121 | 053-107 | 1.00000% | 0.03316% | 0.00000% | 0.00000% | <b>1.03316%</b>    | \$ 1,560,218  | \$ 16,119.55   |
| 122 | 053-108 | 1.00000% | 0.03316% | 0.00000% | 0.00000% | <b>1.03316%</b>    | \$ 24,064     | \$ 248.62      |
| 123 | 053-109 | 1.00000% | 0.03316% | 0.00000% | 0.00000% | <b>1.03316%</b>    | \$ 161,007    | \$ 1,663.46    |
| 124 | 053-110 | 1.00000% | 0.03316% | 0.00000% | 0.02833% | <b>1.06149%</b>    | \$ 4,433,863  | \$ 47,065.01   |
| 125 | 053-111 | 1.00000% | 0.03316% | 0.00000% | 0.00000% | <b>1.03316%</b>    | \$ 372,000    | \$ 3,843.36    |
| 126 | 053-112 | 1.00000% | 0.03316% | 0.00000% | 0.00000% | <b>1.03316%</b>    | \$ -          | \$ -           |
| 127 | 053-113 | 1.00000% | 0.03316% | 0.00000% | 0.02833% | <b>1.06149%</b>    | \$ 1,219,602  | \$ 12,945.95   |
| 128 | 053-114 | 1.00000% | 0.03316% | 0.00000% | 0.00000% | <b>1.03316%</b>    | \$ 654,022    | \$ 6,757.09    |
| 129 | 053-115 | 1.00000% | 0.03316% | 0.00000% | 0.00000% | <b>1.03316%</b>    | \$ 162,063    | \$ 1,674.37    |
| 130 | 053-116 | 1.00000% | 0.03316% | 0.00000% | 0.02833% | <b>1.06149%</b>    | \$ 4,349,856  | \$ 46,173.29   |
| 131 | 053-117 | 1.00000% | 0.03316% | 0.00000% | 0.02833% | <b>1.06149%</b>    | \$ 879,931    | \$ 9,340.38    |
| 132 | 053-118 | 1.00000% | 0.03316% | 0.00000% | 0.00000% | <b>1.03316%</b>    | \$ 116,971    | \$ 1,208.50    |
| 133 | 053-119 | 1.00000% | 0.03316% | 0.00000% | 0.00000% | <b>1.03316%</b>    | \$ 1,870,060  | \$ 19,320.71   |
| 134 | 053-120 | 1.00000% | 0.03316% | 0.00000% | 0.00000% | <b>1.03316%</b>    | \$ 65,773     | \$ 679.54      |
| 135 | 053-121 | 1.00000% | 0.03316% | 0.00000% | 0.00000% | <b>1.03316%</b>    | \$ 746,485    | \$ 7,712.38    |
| 136 | 053-122 | 1.00000% | 0.03316% | 0.00000% | 0.00000% | <b>1.03316%</b>    | \$ 21,511,703 | \$ 222,250.31  |
| 137 | 053-123 | 1.00000% | 0.03316% | 0.00000% | 0.00000% | <b>1.03316%</b>    | \$ 28,216,540 | \$ 291,522.00  |

**Tax / Bond Rates**  
**Tax Year 2014 ~ FY 2014/15**

|     |         | <i>1</i> | <i>a</i> | <i>b</i> | <i>c</i> | <i>2 (1+a+b+c)</i> | <i>3</i>      | <i>4 (2x3)</i> |
|-----|---------|----------|----------|----------|----------|--------------------|---------------|----------------|
| 138 | 053-124 | 1.00000% | 0.03316% | 0.00000% | 0.00000% | 1.03316%           | \$ 4,176,662  | \$ 43,151.60   |
| 139 | 053-125 | 1.00000% | 0.03316% | 0.00000% | 0.00000% | 1.03316%           | \$ 131,436    | \$ 1,357.94    |
| 140 | 053-126 | 1.00000% | 0.03316% | 0.00000% | 0.00000% | 1.03316%           | \$ 4,547,488  | \$ 46,982.83   |
| 141 | 053-127 | 1.00000% | 0.03316% | 0.00000% | 0.00000% | 1.03316%           | \$ 2,344,581  | \$ 24,223.27   |
| 142 | 053-128 | 1.00000% | 0.03316% | 0.00000% | 0.00000% | 1.03316%           | \$ 470,128    | \$ 4,857.17    |
| 143 | 053-129 | 1.00000% | 0.03316% | 0.00000% | 0.02833% | 1.06149%           | \$ -          | \$ -           |
| 144 | 053-130 | 1.00000% | 0.03316% | 0.00000% | 0.02833% | 1.06149%           | \$ 15,506,648 | \$ 164,601.52  |
| 145 | 053-131 | 1.00000% | 0.03316% | 0.00000% | 0.02833% | 1.06149%           | \$ 938,553    | \$ 9,962.65    |
| 146 | 053-132 | 1.00000% | 0.03316% | 0.00000% | 0.00000% | 1.03316%           | \$ 830,440    | \$ 8,579.77    |
| 147 | 053-133 | 1.00000% | 0.03316% | 0.00000% | 0.02833% | 1.06149%           | \$ 3,245,350  | \$ 34,449.07   |
| 148 | 053-134 | 1.00000% | 0.03316% | 0.00000% | 0.00000% | 1.03316%           | \$ 2,614,567  | \$ 27,012.66   |
| 149 | 053-135 | 1.00000% | 0.03316% | 0.00000% | 0.00000% | 1.03316%           | \$ 7,330,328  | \$ 75,734.02   |
| 150 | 053-136 | 1.00000% | 0.03316% | 0.00000% | 0.02833% | 1.06149%           | \$ 1,402,868  | \$ 14,891.30   |
| 151 | 053-137 | 1.00000% | 0.03316% | 0.00000% | 0.00000% | 1.03316%           | \$ 2,370,424  | \$ 24,490.27   |
| 152 | 053-138 | 1.00000% | 0.03316% | 0.00000% | 0.00000% | 1.03316%           | \$ 6,602,748  | \$ 68,216.95   |
| 153 | 053-139 | 1.00000% | 0.03316% | 0.00000% | 0.00000% | 1.03316%           | \$ 8,910,554  | \$ 92,060.28   |
| 154 | 053-140 | 1.00000% | 0.03316% | 0.00000% | 0.00000% | 1.03316%           | \$ 1,220,736  | \$ 12,612.16   |
| 155 | 053-141 | 1.00000% | 0.03316% | 0.00000% | 0.00000% | 1.03316%           | \$ 7,116,153  | \$ 73,521.25   |
| 156 | 053-142 | 1.00000% | 0.03316% | 0.00000% | 0.00000% | 1.03316%           | \$ 4,148,304  | \$ 42,858.62   |
| 157 | 053-143 | 1.00000% | 0.03316% | 0.00000% | 0.00000% | 1.03316%           | \$ 5,151,869  | \$ 53,227.05   |
| 158 | 053-144 | 1.00000% | 0.03316% | 0.00000% | 0.00000% | 1.03316%           | \$ 394,321    | \$ 4,073.97    |
| 159 | 053-145 | 1.00000% | 0.03316% | 0.00000% | 0.00000% | 1.03316%           | \$ 516,848    | \$ 5,339.87    |
| 160 | 053-146 | 1.00000% | 0.03316% | 0.00000% | 0.00000% | 1.03316%           | \$ -          | \$ -           |
| 161 | 053-147 | 1.00000% | 0.03316% | 0.00000% | 0.00000% | 1.03316%           | \$ 11,390,823 | \$ 117,685.43  |
| 162 | 053-148 | 1.00000% | 0.03316% | 0.00000% | 0.00000% | 1.03316%           | \$ 1,346,387  | \$ 13,910.33   |
| 163 | 053-149 | 1.00000% | 0.03316% | 0.00000% | 0.00000% | 1.03316%           | \$ 70,317     | \$ 726.49      |
| 164 | 053-150 | 1.00000% | 0.03316% | 0.00000% | 0.02833% | 1.06149%           | \$ 969,637    | \$ 10,292.60   |
| 165 | 053-151 | 1.00000% | 0.03316% | 0.00000% | 0.00000% | 1.03316%           | \$ 72,461,245 | \$ 748,640.60  |
| 166 | 053-152 | 1.00000% | 0.03316% | 0.00000% | 0.00000% | 1.03316%           | \$ 16,041,516 | \$ 165,734.53  |
| 167 | 053-153 | 1.00000% | 0.03316% | 0.00000% | 0.00000% | 1.03316%           | \$ 633,317    | \$ 6,543.18    |
| 168 | 053-154 | 1.00000% | 0.03316% | 0.00000% | 0.00000% | 1.03316%           | \$ 42,062,537 | \$ 434,573.31  |
| 169 | 053-155 | 1.00000% | 0.03316% | 0.00000% | 0.00000% | 1.03316%           | \$ 1,905,231  | \$ 19,684.08   |
| 170 | 053-156 | 1.00000% | 0.03316% | 0.00000% | 0.00000% | 1.03316%           | \$ 6,092      | \$ 62.94       |
| 171 | 053-157 | 1.00000% | 0.03316% | 0.00000% | 0.00000% | 1.03316%           | \$ 90,846,173 | \$ 938,586.32  |
| 172 | 053-158 | 1.00000% | 0.03316% | 0.00000% | 0.00000% | 1.03316%           | \$ 1,998,829  | \$ 20,651.10   |
| 173 | 053-159 | 1.00000% | 0.03316% | 0.00000% | 0.00000% | 1.03316%           | \$ 1,505,631  | \$ 15,555.58   |
| 174 | 053-160 | 1.00000% | 0.03316% | 0.00000% | 0.00000% | 1.03316%           | \$ 17,669,851 | \$ 182,557.83  |
| 175 | 053-161 | 1.00000% | 0.03316% | 0.00000% | 0.00000% | 1.03316%           | \$ -          | \$ -           |
| 176 | 053-162 | 1.00000% | 0.03316% | 0.00000% | 0.00000% | 1.03316%           | \$ 9,450      | \$ 97.63       |
| 177 | 053-163 | 1.00000% | 0.03316% | 0.00000% | 0.00000% | 1.03316%           | \$ 39,289     | \$ 405.92      |
| 178 | 053-164 | 1.00000% | 0.03316% | 0.00000% | 0.00000% | 1.03316%           | \$ 6,244,773  | \$ 64,518.50   |
| 179 | 053-165 | 1.00000% | 0.03316% | 0.00000% | 0.00000% | 1.03316%           | \$ 53,817     | \$ 556.02      |
| 180 | 053-166 | 1.00000% | 0.03316% | 0.00000% | 0.00000% | 1.03316%           | \$ 469,074    | \$ 4,846.28    |
| 181 | 053-167 | 1.00000% | 0.03316% | 0.00000% | 0.00000% | 1.03316%           | \$ -          | \$ -           |
| 182 | 053-168 | 1.00000% | 0.03316% | 0.00000% | 0.00000% | 1.03316%           | \$ 513,000    | \$ 5,300.11    |
| 183 | 053-169 | 1.00000% | 0.03316% | 0.00000% | 0.00000% | 1.03316%           | \$ 932,384    | \$ 9,633.02    |
| 184 | 053-170 | 1.00000% | 0.03316% | 0.00000% | 0.00000% | 1.03316%           | \$ 13,848     | \$ 143.07      |

## Tax / Bond Rates

### Tax Year 2014 ~ FY 2014/15

|               |         | <i>1</i> | <i>a</i> | <i>b</i> | <i>c</i> | <i>2 (1+a+b+c)</i> | <i>3</i>                | <i>4 (2x3)</i>          |
|---------------|---------|----------|----------|----------|----------|--------------------|-------------------------|-------------------------|
| 185           | 053-171 | 1.00000% | 0.03316% | 0.00000% | 0.00000% | 1.03316%           | \$ 21,162,068           | \$ 218,638.02           |
| 186           | 053-172 | 1.00000% | 0.03316% | 0.00000% | 0.00000% | 1.03316%           | \$ 395,155              | \$ 4,082.58             |
| 187           | 053-173 | 1.00000% | 0.03316% | 0.00000% | 0.00000% | 1.03316%           | \$ 3,523,833            | \$ 36,406.83            |
| 188           | 053-174 | 1.00000% | 0.03316% | 0.00000% | 0.00000% | 1.03316%           | \$ 40,648               | \$ 419.96               |
| 189           | 053-175 | 1.00000% | 0.03316% | 0.00000% | 0.00000% | 1.03316%           | \$ 257,789              | \$ 2,663.37             |
| 190           | 053-176 | 1.00000% | 0.03316% | 0.00000% | 0.02833% | 1.06149%           | \$ 146,514              | \$ 1,555.23             |
| 191           | 053-177 | 1.00000% | 0.03316% | 0.00000% | 0.00000% | 1.03316%           | \$ -                    | \$ -                    |
| 192           | 053-178 | 1.00000% | 0.03316% | 0.00000% | 0.00000% | 1.03316%           | \$ -                    | \$ -                    |
| 193           | 053-179 | 1.00000% | 0.03316% | 0.00000% | 0.00000% | 1.03316%           | \$ 7,371,249            | \$ 76,156.80            |
| 194           | 053-180 | 1.00000% | 0.03316% | 0.00000% | 0.00000% | 1.03316%           | \$ 1,063,321            | \$ 10,985.81            |
| 195           | 053-181 | 1.00000% | 0.03316% | 0.00000% | 0.00000% | 1.03316%           | \$ -                    | \$ -                    |
| 196           | 053-182 | 1.00000% | 0.03316% | 0.00000% | 0.02833% | 1.06149%           | \$ -                    | \$ -                    |
| 197           | 053-183 | 1.00000% | 0.03316% | 0.00000% | 0.02833% | 1.06149%           | \$ -                    | \$ -                    |
| 198           | 053-184 | 1.00000% | 0.03316% | 0.00000% | 0.00000% | 1.03316%           | \$ 7,450,825            | \$ 76,978.94            |
| 199           | 053-185 | 1.00000% | 0.03316% | 0.00000% | 0.00000% | 1.03316%           | \$ 21,353,767           | \$ 220,618.58           |
| 200           | 053-186 | 1.00000% | 0.03316% | 0.00000% | 0.00000% | 1.03316%           | \$ 184,432              | \$ 1,905.48             |
| 201           | 053-187 | 1.00000% | 0.03316% | 0.00000% | 0.00000% | 1.03316%           | \$ 167,000              | \$ 1,725.38             |
| 202           | 053-188 | 1.00000% | 0.03316% | 0.00000% | 0.00000% | 1.03316%           | \$ -                    | \$ -                    |
| 203           | 053-189 | 1.00000% | 0.03316% | 0.00000% | 0.00000% | 1.03316%           | \$ 47,006,079           | \$ 485,648.01           |
| 204           | 053-190 | 1.00000% | 0.03316% | 0.00000% | 0.00000% | 1.03316%           | \$ 1,178,112            | \$ 12,171.78            |
| 205           | 053-191 | 1.00000% | 0.03316% | 0.00000% | 0.02833% | 1.06149%           | \$ -                    | \$ -                    |
| 206           | 053-192 | 1.00000% | 0.03316% | 0.00000% | 0.02833% | 1.06149%           | \$ -                    | \$ -                    |
| 207           | 053-193 | 1.00000% | 0.03316% | 0.00000% | 0.02833% | 1.06149%           | \$ -                    | \$ -                    |
| 208           | 053-194 | 1.00000% | 0.03316% | 0.00000% | 0.00000% | 1.03316%           | \$ 7,061,025            | \$ 72,951.69            |
| 209           | 053-195 | 1.00000% | 0.03316% | 0.00000% | 0.00000% | 1.03316%           | \$ 514,812              | \$ 5,318.83             |
| 210           | 053-196 | 1.00000% | 0.03316% | 0.00000% | 0.00000% | 1.03316%           | \$ 61,652               | \$ 636.96               |
| 211           | 053-197 | 1.00000% | 0.03316% | 0.00000% | 0.00000% | 1.03316%           | \$ 1,684,637            | \$ 17,405.00            |
| 212           | 053-198 | 1.00000% | 0.03316% | 0.00000% | 0.00000% | 1.03316%           | \$ 105,636              | \$ 1,091.39             |
| 213           | 053-199 | 1.00000% | 0.03316% | 0.00000% | 0.00000% | 1.03316%           | \$ 355,613              | \$ 3,674.05             |
| 214           | 055-000 | 1.00000% | 0.00000% | 0.00000% | 0.00000% | 1.00000%           | \$ 12,262,044           | \$ 122,620.44           |
| 215           | 055-002 | 1.00000% | 0.00000% | 0.00000% | 0.00000% | 1.00000%           | \$ 16,617,066           | \$ 166,170.66           |
| 216           | 055-005 | 1.00000% | 0.00000% | 0.00000% | 0.00000% | 1.00000%           | \$ 835,237              | \$ 8,352.37             |
| 217           | 055-006 | 1.00000% | 0.00000% | 0.00000% | 0.00000% | 1.00000%           | \$ 12,059,537           | \$ 120,595.37           |
| 218           | 055-007 | 1.00000% | 0.00000% | 0.00000% | 0.00000% | 1.00000%           | \$ 4,279,972            | \$ 42,799.72            |
| 219           | 055-011 | 1.00000% | 0.00000% | 0.00000% | 0.00000% | 1.00000%           | \$ 37,812,988           | \$ 378,129.88           |
| 220           | 055-012 | 1.00000% | 0.00000% | 0.00000% | 0.00000% | 1.00000%           | \$ 1,720,401            | \$ 17,204.01            |
| 221           | 055-013 | 1.00000% | 0.00000% | 0.00000% | 0.00000% | 1.00000%           | \$ 6,593,546            | \$ 65,935.46            |
| 222           | 055-016 | 1.00000% | 0.00000% | 0.00000% | 0.00000% | 1.00000%           | \$ 832,683              | \$ 8,326.83             |
| 223           | 055-017 | 1.00000% | 0.00000% | 0.00000% | 0.00000% | 1.00000%           | \$ 3,357,138            | \$ 33,571.38            |
| <b>Totals</b> |         |          |          |          |          |                    | <b>\$ 3,616,159,554</b> | <b>\$ 37,504,950.49</b> |

**County of Plumas**  
**AUDITOR CERTIFIED VALUES BY TAX BASE**  
**Model Num: final, Tax Year: 2014**  
**AIRCRAFT VALUES INCLUDED**

| <b>X CODE: 00001 BASIC TAX</b> |                   |                  |               |
|--------------------------------|-------------------|------------------|---------------|
| <b>VALUE BASE 7</b>            | <b>Net of All</b> |                  |               |
| <b>TYPE: OPERATING</b>         | <u>SECURED</u>    | <u>UNSECURED</u> | <u>TOTAL</u>  |
| PARCEL COUNT                   | 25,750            | 3,672            | 29,422        |
| LOCAL                          | 3,122,521,053     | 95,564,193       | 3,218,085,246 |
| UTILITY                        | 4,410,469         |                  | 4,410,469     |
| TOTAL                          | 3,126,931,522     | 95,564,193       | 3,222,495,715 |
| PLUS HOX                       | 33,009,853        | 86,819           | 33,096,672    |
| TOTAL                          | 3,159,941,375     | 95,651,012       | 3,255,592,387 |

| <b>TAX CODE: 00002 Unitary Rate</b> |                   |                  |              |
|-------------------------------------|-------------------|------------------|--------------|
| <b>VALUE BASE 7</b>                 | <b>Net of All</b> |                  |              |
| <b>TYPE: OPERATING</b>              | <u>SECURED</u>    | <u>UNSECURED</u> | <u>TOTAL</u> |
| PARCEL COUNT                        | 23                | 0                | 23           |
| LOCAL                               |                   |                  | 0            |
| UTILITY                             | 489,228,032       |                  | 489,228,032  |
| TOTAL                               | 489,228,032       |                  | 489,228,032  |
| PLUS HOX                            |                   |                  | 0            |
| TOTAL                               | 489,228,032       |                  | 489,228,032  |

| <b>TAX CODE: 10001 Unitary Bond</b> |                   |                  |               |
|-------------------------------------|-------------------|------------------|---------------|
| <b>VALUE BASE 7</b>                 | <b>Net of All</b> |                  |               |
| <b>TYPE: OPERATING</b>              | <u>SECURED</u>    | <u>UNSECURED</u> | <u>TOTAL</u>  |
| PARCEL COUNT                        | 25,750            | 3,672            | 29,422        |
| LOCAL                               | 3,122,521,053     | 95,564,193       | 3,218,085,246 |
| UTILITY                             | 4,410,469         |                  | 4,410,469     |
| TOTAL                               | 3,126,931,522     | 95,564,193       | 3,222,495,715 |
| PLUS HOX                            | 33,009,853        | 86,819           | 33,096,672    |
| TOTAL                               | 3,159,941,375     | 95,651,012       | 3,255,592,387 |

| <b>TAX CODE: 10010 Plumas Unified School District</b> |                   |                  |               |
|---|-------------------|------------------|---------------|
| <b>VALUE BASE 7</b>                                   | <b>Net of All</b> |                  |               |
| <b>TYPE: OPERATING</b>                                | <u>SECURED</u>    | <u>UNSECURED</u> | <u>TOTAL</u>  |
| PARCEL COUNT  | 24,636            | 3,590            | 28,226        |
| LOCAL   | 3,026,551,709     | 92,879,818       | 3,119,431,527 |
| UTILITY   | 4,009,201         |                  | 4,009,201     |
| TOTAL   | 3,030,560,910     | 92,879,818       | 3,123,440,728 |
| PLUS HOX  | 32,185,253        | 86,819           | 32,272,072    |
| TOTAL   | 3,062,746,163     | 92,966,637       | 3,155,712,800 |

| <b>TAX CODE: 10020 Beckwourth CSA</b> |                   |                  |              |
|---------------------------------------|-------------------|------------------|--------------|
| <b>VALUE BASE 7</b>                   | <b>Net of All</b> |                  |              |
| <b>TYPE: OPERATING</b>                | <u>SECURED</u>    | <u>UNSECURED</u> | <u>TOTAL</u> |
| PARCEL COUNT                          | 104               | 2                | 106          |
| LOCAL                                 | 7,929,453         | 3,630            | 7,933,083    |
| UTILITY                               |                   |                  | 0            |
| TOTAL                                 | 7,929,453         | 3,630            | 7,933,083    |
| PLUS HOX                              | 182,000           |                  | 182,000      |
| TOTAL                                 | 8,111,453         | 3,630            | 8,115,083    |

| <b>TAX CODE: 10030 Chester PUD</b> |                   |                  |              |
|------------------------------------|-------------------|------------------|--------------|
| <b>VALUE BASE 7</b>                | <b>Net of All</b> |                  |              |
| <b>TYPE: OPERATING</b>             | <u>SECURED</u>    | <u>UNSECURED</u> | <u>TOTAL</u> |
| PARCEL COUNT                       | 1,429             | 224              | 1,653        |
| LOCAL                              | 192,467,446       | 6,292,736        | 198,760,182  |
| UTILITY                            |                   |                  | 0            |
| TOTAL                              | 192,467,446       | 6,292,736        | 198,760,182  |
| PLUS HOX                           | 3,178,000         |                  | 3,178,000    |
| TOTAL                              | 195,645,446       | 6,292,736        | 201,938,182  |

| <b>TAX CODE: 10040 Chester PUD - Zone A</b> |                   |                  |              |
|---|-------------------|------------------|--------------|
| <b>VALUE BASE 7</b>                         | <b>Net of All</b> |                  |              |
| <b>TYPE: OPERATING</b>                      | <u>SECURED</u>    | <u>UNSECURED</u> | <u>TOTAL</u> |
| PARCEL COUNT                                | 1,230             | 204              | 1,434        |
| LOCAL                                       | 137,739,764       | 5,934,172        | 143,673,936  |
| UTILITY                                     |                   |                  | 0            |
| TOTAL                                       | 137,739,764       | 5,934,172        | 143,673,936  |
| PLUS HOX                                    | 2,646,000         |                  | 2,646,000    |
| TOTAL                                       | 140,385,764       | 5,934,172        | 146,319,936  |

| <b>TAX CODE: 10050 Eastern Plumas Hospital</b> |                   |                  |               |
|--|-------------------|------------------|---------------|
| <b>VALUE BASE 7</b>                            | <b>Net of All</b> |                  |               |
| <b>TYPE: OPERATING</b>                         | <u>SECURED</u>    | <u>UNSECURED</u> | <u>TOTAL</u>  |
| PARCEL COUNT                                   | 9,737             | 588              | 10,325        |
| LOCAL  | 1,013,385,128     | 19,643,271       | 1,033,028,399 |
| UTILITY  | 1,352,821         |                  | 1,352,821     |
| TOTAL  | 1,014,737,949     | 19,643,271       | 1,034,381,220 |
| PLUS HOX                                       | 10,778,174        |                  | 10,778,174    |
| TOTAL  | 1,025,516,123     | 19,643,271       | 1,045,159,394 |

| <b>TAX CODE: 10070 School Bond Measure A</b> |                   |                  |               |
|--|-------------------|------------------|---------------|
| <b>VALUE BASE 7</b>                          | <b>Net of All</b> |                  |               |
| <b>TYPE: OPERATING</b>                       | <u>SECURED</u>    | <u>UNSECURED</u> | <u>TOTAL</u>  |
| PARCEL COUNT                                 | 24,636            | 3,590            | 28,226        |
| LOCAL  | 3,026,551,709     | 92,879,818       | 3,119,431,527 |
| UTILITY                                      | 4,009,201         |                  | 4,009,201     |
| TOTAL  | 3,030,560,910     | 92,879,818       | 3,123,440,728 |
| PLUS HOX                                     | 32,185,253        | 86,819           | 32,272,072    |
| TOTAL  | 3,062,746,163     | 92,966,637       | 3,155,712,800 |

| <b>TAX CODE: 10075 Unitary Debt Service</b> |                   |                  |              |
|---|-------------------|------------------|--------------|
| <b>VALUE BASE 7</b>                         | <b>Net of All</b> |                  |              |
| <b>TYPE: OPERATING</b>                      | <u>SECURED</u>    | <u>UNSECURED</u> | <u>TOTAL</u> |
| PARCEL COUNT                                | 23                | 0                | 23           |
| LOCAL                                       |                   |                  | 0            |
| UTILITY                                     | 489,228,032       |                  | 489,228,032  |
| TOTAL                                       | 489,228,032       |                  | 489,228,032  |
| PLUS HOX                                    |                   |                  | 0            |
| TOTAL                                       | 489,228,032       |                  | 489,228,032  |

**County of Plumas**  
**AUDITOR CERTIFIED VALUES BY TAX BASE**  
**Model Num: final, Tax Year: 2014**  
**AIRCRAFT VALUES INCLUDED**

**TAX CODE: 10080 Plumas District Hospital Bond**  
**VALUE BASE 7 Net of All**

| TYPE:        | OPERATING      |                  |              |
|--------------|----------------|------------------|--------------|
|              | <u>SECURED</u> | <u>UNSECURED</u> | <u>TOTAL</u> |
| PARCEL COUNT | 4,789          | 1,111            | 5,900        |
| LOCAL        | 530,817,572    | 35,721,964       | 566,539,536  |
| UTILITY      | 969,350        |                  | 969,350      |
| TOTAL        | 531,786,922    | 35,721,964       | 567,508,886  |
| PLUS HOX     | 10,345,133     | 74,578           | 10,419,711   |
| TOTAL        | 542,132,055    | 35,796,542       | 577,928,597  |

**TAX CODE: 19930 Portola**  
**VALUE BASE 7 Net of All**

| TYPE:        | OPERATING      |                  |              |
|--------------|----------------|------------------|--------------|
|              | <u>SECURED</u> | <u>UNSECURED</u> | <u>TOTAL</u> |
| PARCEL COUNT | 1,599          | 114              | 1,713        |
| LOCAL        | 99,960,275     | 3,236,328        | 103,196,603  |
| UTILITY      | 538,840        |                  | 538,840      |
| TOTAL        | 100,499,115    | 3,236,328        | 103,735,443  |
| PLUS HOX     | 2,552,519      |                  | 2,552,519    |
| TOTAL        | 103,051,634    | 3,236,328        | 106,287,962  |

**TAX CODE: 19940 East Quincy Services**  
**VALUE BASE 7 Net of All**

| TYPE:        | OPERATING      |                  |              |
|--------------|----------------|------------------|--------------|
|              | <u>SECURED</u> | <u>UNSECURED</u> | <u>TOTAL</u> |
| PARCEL COUNT | 1,576          | 369              | 1,945        |
| LOCAL        | 187,675,237    | 9,101,023        | 196,776,260  |
| UTILITY      | 373,267        |                  | 373,267      |
| TOTAL        | 188,048,504    | 9,101,023        | 197,149,527  |
| PLUS HOX     | 3,993,390      | 44,286           | 4,037,676    |
| TOTAL        | 192,041,894    | 9,145,309        | 201,187,203  |

**TAX CODE: 19960 Peninsula Fire**  
**VALUE BASE 7 Net of All**

| TYPE:        | OPERATING      |                  |              |
|--------------|----------------|------------------|--------------|
|              | <u>SECURED</u> | <u>UNSECURED</u> | <u>TOTAL</u> |
| PARCEL COUNT | 3,495          | 495              | 3,990        |
| LOCAL        | 650,619,339    | 7,558,832        | 658,178,171  |
| UTILITY      |                |                  | 0            |
| TOTAL        | 650,619,339    | 7,558,832        | 658,178,171  |
| PLUS HOX     | 2,016,000      |                  | 2,016,000    |
| TOTAL        | 652,635,339    | 7,558,832        | 660,194,171  |

**TAX CODE: 19970 Seneca Hospital**  
**VALUE BASE 7 Net of All**

| TYPE:        | OPERATING      |                  |               |
|--------------|----------------|------------------|---------------|
|              | <u>SECURED</u> | <u>UNSECURED</u> | <u>TOTAL</u>  |
| PARCEL COUNT | 7,437          | 1,263            | 8,700         |
| LOCAL        | 1,306,010,161  | 30,169,481       | 1,336,179,642 |
| UTILITY      | 203,167        |                  | 203,167       |
| TOTAL        | 1,306,213,328  | 30,169,481       | 1,336,382,809 |
| PLUS HOX     | 7,427,000      |                  | 7,427,000     |
| TOTAL        | 1,313,640,328  | 30,169,481       | 1,343,809,809 |

**TAX CODE: 20001 COUNTY**  
**VALUE BASE 7 Net of All**

| TYPE:        | SPECIAL        |                  |               |
|--------------|----------------|------------------|---------------|
|              | <u>SECURED</u> | <u>UNSECURED</u> | <u>TOTAL</u>  |
| PARCEL COUNT | 25,750         | 3,672            | 29,422        |
| LOCAL        | 3,122,521,053  | 95,564,193       | 3,218,085,246 |
| UTILITY      | 4,410,469      |                  | 4,410,469     |
| TOTAL        | 3,126,931,522  | 95,564,193       | 3,222,495,715 |
| PLUS HOX     | 33,009,853     | 86,819           | 33,096,672    |
| TOTAL        | 3,159,941,375  | 95,651,012       | 3,255,592,387 |

**TAX CODE: 20100 BECKWORTH CSA**  
**VALUE BASE 7 Net of All**

| TYPE:        | SPECIAL        |                  |              |
|--------------|----------------|------------------|--------------|
|              | <u>SECURED</u> | <u>UNSECURED</u> | <u>TOTAL</u> |
| PARCEL COUNT | 104            | 2                | 106          |
| LOCAL        | 7,929,453      | 3,630            | 7,933,083    |
| UTILITY      |                |                  | 0            |
| TOTAL        | 7,929,453      | 3,630            | 7,933,083    |
| PLUS HOX     | 182,000        |                  | 182,000      |
| TOTAL        | 8,111,453      | 3,630            | 8,115,083    |

**TAX CODE: 20110 BECKWORTH FIRE**  
**VALUE BASE 7 Net of All**

| TYPE:        | SPECIAL        |                  |              |
|--------------|----------------|------------------|--------------|
|              | <u>SECURED</u> | <u>UNSECURED</u> | <u>TOTAL</u> |
| PARCEL COUNT | 559            | 12               | 571          |
| LOCAL        | 46,275,338     | 272,870          | 46,548,208   |
| UTILITY      | 5,058          |                  | 5,058        |
| TOTAL        | 46,280,396     | 272,870          | 46,553,266   |
| PLUS HOX     | 336,000        |                  | 336,000      |
| TOTAL        | 46,616,396     | 272,870          | 46,889,266   |

**TAX CODE: 20120 CENTRAL PLUMAS REC**  
**VALUE BASE 7 Net of All**

| TYPE:        | SPECIAL        |                  |              |
|--------------|----------------|------------------|--------------|
|              | <u>SECURED</u> | <u>UNSECURED</u> | <u>TOTAL</u> |
| PARCEL COUNT | 3,846          | 732              | 4,578        |
| LOCAL        | 460,381,350    | 17,602,483       | 477,983,833  |
| UTILITY      | 520,603        |                  | 520,603      |
| TOTAL        | 460,901,953    | 17,602,483       | 478,504,436  |
| PLUS HOX     | 9,561,133      | 60,578           | 9,621,711    |
| TOTAL        | 470,463,086    | 17,663,061       | 488,126,147  |

**TAX CODE: 20130 CHESTER CEMETERY**  
**VALUE BASE 7 Net of All**

| TYPE:        | SPECIAL        |                  |               |
|--------------|----------------|------------------|---------------|
|              | <u>SECURED</u> | <u>UNSECURED</u> | <u>TOTAL</u>  |
| PARCEL COUNT | 7,437          | 1,263            | 8,700         |
| LOCAL        | 1,306,010,161  | 30,169,481       | 1,336,179,642 |
| UTILITY      | 203,167        |                  | 203,167       |
| TOTAL        | 1,306,213,328  | 30,169,481       | 1,336,382,809 |
| PLUS HOX     | 7,427,000      |                  | 7,427,000     |
| TOTAL        | 1,313,640,328  | 30,169,481       | 1,343,809,809 |

**County of Plumas**  
**AUDITOR CERTIFIED VALUES BY TAX BASE**  
**Model Num: final, Tax Year: 2014**  
**AIRCRAFT VALUES INCLUDED**

| <b>X CODE: 20140 CHESTER FIRE</b> |                    |                  |                    |
|-----------------------------------|--------------------|------------------|--------------------|
| <b>VALUE BASE 7</b>               | <b>Net of All</b>  |                  |                    |
| <b>TYPE:</b>                      | <b>SPECIAL</b>     |                  |                    |
|                                   | <u>SECURED</u>     | <u>UNSECURED</u> | <u>TOTAL</u>       |
| PARCEL COUNT                      | 1,429              | 224              | 1,653              |
| LOCAL                             | 192,467,446        | 6,292,736        | 198,760,182        |
| UTILITY                           |                    |                  | 0                  |
| TOTAL                             | 192,467,446        | 6,292,736        | 198,760,182        |
| PLUS HOX                          | 3,178,000          |                  | 3,178,000          |
| <b>TOTAL</b>                      | <b>195,645,446</b> | <b>6,292,736</b> | <b>201,938,182</b> |

| <b>TAX CODE: 20150 CHESTER PU</b> |                    |                  |                    |
|-----------------------------------|--------------------|------------------|--------------------|
| <b>VALUE BASE 7</b>               | <b>Net of All</b>  |                  |                    |
| <b>TYPE:</b>                      | <b>SPECIAL</b>     |                  |                    |
|                                   | <u>SECURED</u>     | <u>UNSECURED</u> | <u>TOTAL</u>       |
| PARCEL COUNT                      | 1,429              | 224              | 1,653              |
| LOCAL                             | 192,467,446        | 6,292,736        | 198,760,182        |
| UTILITY                           |                    |                  | 0                  |
| TOTAL                             | 192,467,446        | 6,292,736        | 198,760,182        |
| PLUS HOX                          | 3,178,000          |                  | 3,178,000          |
| <b>TOTAL</b>                      | <b>195,645,446</b> | <b>6,292,736</b> | <b>201,938,182</b> |

| <b>TAX CODE: 20160 CHESTER PU ZONE A</b> |                    |                  |                    |
|--|--------------------|------------------|--------------------|
| <b>VALUE BASE 7</b>                      | <b>Net of All</b>  |                  |                    |
| <b>TYPE:</b>                             | <b>SPECIAL</b>     |                  |                    |
|  | <u>SECURED</u>     | <u>UNSECURED</u> | <u>TOTAL</u>       |
| PARCEL COUNT                             | 1,230              | 204              | 1,434              |
| LOCAL                                    | 137,739,764        | 5,934,172        | 143,673,936        |
| UTILITY                                  |                    |                  | 0                  |
| TOTAL                                    | 137,739,764        | 5,934,172        | 143,673,936        |
| PLUS HOX                                 | 2,646,000          |                  | 2,646,000          |
| <b>TOTAL</b>                             | <b>140,385,764</b> | <b>5,934,172</b> | <b>146,319,936</b> |

| <b>TAX CODE: 20170 CLIO PU</b> |                   |                  |                   |
|--------------------------------|-------------------|------------------|-------------------|
| <b>VALUE BASE 7</b>            | <b>Net of All</b> |                  |                   |
| <b>TYPE:</b>                   | <b>SPECIAL</b>    |                  |                   |
|                                | <u>SECURED</u>    | <u>UNSECURED</u> | <u>TOTAL</u>      |
| PARCEL COUNT                   | 95                | 3                | 98                |
| LOCAL                          | 10,623,027        | 5,314            | 10,628,341        |
| UTILITY                        |                   |                  | 0                 |
| TOTAL                          | 10,623,027        | 5,314            | 10,628,341        |
| PLUS HOX                       | 161,000           |                  | 161,000           |
| <b>TOTAL</b>                   | <b>10,784,027</b> | <b>5,314</b>     | <b>10,789,341</b> |

| <b>TAX CODE: 20180 CRESCENT MILLS FIRE</b> |                   |                  |                   |
|--|-------------------|------------------|-------------------|
| <b>VALUE BASE 7</b>                        | <b>Net of All</b> |                  |                   |
| <b>TYPE:</b>                               | <b>SPECIAL</b>    |                  |                   |
|  | <u>SECURED</u>    | <u>UNSECURED</u> | <u>TOTAL</u>      |
| PARCEL COUNT                               | 443               | 20               | 463               |
| LOCAL                                      | 30,101,731        | 1,667,708        | 31,769,439        |
| UTILITY                                    |                   |                  | 0                 |
| TOTAL                                      | 30,101,731        | 1,667,708        | 31,769,439        |
| PLUS HOX                                   | 993,630           |                  | 993,630           |
| <b>TOTAL</b>                               | <b>31,095,361</b> | <b>1,667,708</b> | <b>32,763,069</b> |

| <b>TAX CODE: 20190 CRESCENT MILLS LIGHT</b> |                   |                  |                  |
|---|-------------------|------------------|------------------|
| <b>VALUE BASE 7</b>                         | <b>Net of All</b> |                  |                  |
| <b>TYPE:</b>                                | <b>SPECIAL</b>    |                  |                  |
|   | <u>SECURED</u>    | <u>UNSECURED</u> | <u>TOTAL</u>     |
| PARCEL COUNT                                | 117               | 8                | 125              |
| LOCAL                                       | 5,467,846         | 83,760           | 5,551,606        |
| UTILITY                                     |                   |                  | 0                |
| TOTAL                                       | 5,467,846         | 83,760           | 5,551,606        |
| PLUS HOX                                    | 210,000           |                  | 210,000          |
| <b>TOTAL</b>                                | <b>5,677,846</b>  | <b>83,760</b>    | <b>5,761,606</b> |

| <b>TAX CODE: 20200 CROMBERG CEMETERY</b> |                   |                  |                   |
|--|-------------------|------------------|-------------------|
| <b>VALUE BASE 7</b>                      | <b>Net of All</b> |                  |                   |
| <b>TYPE:</b>                             | <b>SPECIAL</b>    |                  |                   |
|  | <u>SECURED</u>    | <u>UNSECURED</u> | <u>TOTAL</u>      |
| PARCEL COUNT                             | 334               | 46               | 380               |
| LOCAL                                    | 38,365,295        | 1,602,580        | 39,967,875        |
| UTILITY                                  |                   |                  | 0                 |
| TOTAL                                    | 38,365,295        | 1,602,580        | 39,967,875        |
| PLUS HOX                                 | 560,000           | 7,000            | 567,000           |
| <b>TOTAL</b>                             | <b>38,925,295</b> | <b>1,609,580</b> | <b>40,534,875</b> |

| <b>TAX CODE: 20210 CSA #11</b> |                    |                   |                    |
|--------------------------------|--------------------|-------------------|--------------------|
| <b>VALUE BASE 7</b>            | <b>Net of All</b>  |                   |                    |
| <b>TYPE:</b>                   | <b>SPECIAL</b>     |                   |                    |
|                                | <u>SECURED</u>     | <u>UNSECURED</u>  | <u>TOTAL</u>       |
| PARCEL COUNT                   | 4,789              | 1,111             | 5,900              |
| LOCAL                          | 530,817,572        | 35,721,964        | 566,539,536        |
| UTILITY                        | 969,350            |                   | 969,350            |
| TOTAL                          | 531,786,922        | 35,721,964        | 567,508,886        |
| PLUS HOX                       | 10,345,133         | 74,578            | 10,419,711         |
| <b>TOTAL</b>                   | <b>542,132,055</b> | <b>35,796,542</b> | <b>577,928,597</b> |

| <b>TAX CODE: 20220 EAST QUINCY CSD</b> |                    |                  |                    |
|--|--------------------|------------------|--------------------|
| <b>VALUE BASE 7</b>                    | <b>Net of All</b>  |                  |                    |
| <b>TYPE:</b>                           | <b>SPECIAL</b>     |                  |                    |
|  | <u>SECURED</u>     | <u>UNSECURED</u> | <u>TOTAL</u>       |
| PARCEL COUNT                           | 1,576              | 369              | 1,945              |
| LOCAL                                  | 187,675,237        | 9,101,023        | 196,776,260        |
| UTILITY                                | 373,267            |                  | 373,267            |
| TOTAL                                  | 188,048,504        | 9,101,023        | 197,149,527        |
| PLUS HOX                               | 3,993,390          | 44,286           | 4,037,676          |
| <b>TOTAL</b>                           | <b>192,041,894</b> | <b>9,145,309</b> | <b>201,187,203</b> |

| <b>TAX CODE: 20230 EP HOSPITAL</b> |                      |                   |                      |
|------------------------------------|----------------------|-------------------|----------------------|
| <b>VALUE BASE 7</b>                | <b>Net of All</b>    |                   |                      |
| <b>TYPE:</b>                       | <b>SPECIAL</b>       |                   |                      |
|                                    | <u>SECURED</u>       | <u>UNSECURED</u>  | <u>TOTAL</u>         |
| PARCEL COUNT                       | 9,769                | 594               | 10,363               |
| LOCAL                              | 1,021,819,698        | 20,038,732        | 1,041,858,430        |
| UTILITY                            | 1,352,821            |                   | 1,352,821            |
| TOTAL                              | 1,023,172,519        | 20,038,732        | 1,043,211,251        |
| PLUS HOX                           | 10,813,174           |                   | 10,813,174           |
| <b>TOTAL</b>                       | <b>1,033,985,693</b> | <b>20,038,732</b> | <b>1,054,024,425</b> |



**County of Plumas**  
**AUDITOR CERTIFIED VALUES BY TAX BASE**  
**Model Num: final, Tax Year: 2014**  
**AIRCRAFT VALUES INCLUDED**

**TAX CODE: 20240 EP RURAL FIRE**  
**VALUE BASE 7 Net of All**  
**TYPE: SPECIAL**

|              | <u>SECURED</u> | <u>UNSECURED</u> | <u>TOTAL</u> |
|--------------|----------------|------------------|--------------|
| PARCEL COUNT | 1,451          | 84               | 1,535        |
| LOCAL        | 112,695,762    | 3,008,510        | 115,704,272  |
| UTILITY      | 258,427        |                  | 258,427      |
| TOTAL        | 112,954,189    | 3,008,510        | 115,962,699  |
| PLUS HOX     | 2,279,855      |                  | 2,279,855    |
| TOTAL        | 115,234,044    | 3,008,510        | 118,242,554  |

**TAX CODE: 20250 FLOOD CONTROL**  
**VALUE BASE 7 Net of All**  
**TYPE: SPECIAL**

|              | <u>SECURED</u> | <u>UNSECURED</u> | <u>TOTAL</u>  |
|--------------|----------------|------------------|---------------|
| PARCEL COUNT | 25,657         | 3,668            | 29,325        |
| LOCAL        | 3,107,073,195  | 95,491,230       | 3,202,564,425 |
| UTILITY      | 4,410,469      |                  | 4,410,469     |
| TOTAL        | 3,111,483,664  | 95,491,230       | 3,206,974,894 |
| PLUS HOX     | 32,918,853     | 86,819           | 33,005,672    |
| TOTAL        | 3,144,402,517  | 95,578,049       | 3,239,980,566 |

**TAX CODE: 20255 Gold Mt. CSD**  
**VALUE BASE 2 L (No Minrl)**  
**TYPE: OPERATING**

|              | <u>SECURED</u> | <u>UNSECURED</u> | <u>TOTAL</u> |
|--------------|----------------|------------------|--------------|
| PARCEL COUNT | 890            | 6                | 896          |
| LOCAL        | 6,243,626      |                  | 6,243,626    |
| UTILITY      |                |                  | 0            |
| TOTAL        | 6,243,626      |                  | 6,243,626    |
| PLUS HOX     |                |                  | 0            |
| TOTAL        | 6,243,626      |                  | 6,243,626    |

**TAX CODE: 20260 GRAEAGLE CSD**  
**VALUE BASE 7 Net of All**  
**TYPE: SPECIAL**

|              | <u>SECURED</u> | <u>UNSECURED</u> | <u>TOTAL</u> |
|--------------|----------------|------------------|--------------|
| PARCEL COUNT | 1,156          | 70               | 1,226        |
| LOCAL        | 177,709,891    | 2,342,776        | 180,052,667  |
| UTILITY      |                |                  | 0            |
| TOTAL        | 177,709,891    | 2,342,776        | 180,052,667  |
| PLUS HOX     | 1,617,000      |                  | 1,617,000    |
| TOTAL        | 179,326,891    | 2,342,776        | 181,669,667  |

**TAX CODE: 20270 GRAEAGLE FIRE**  
**VALUE BASE 7 Net of All**  
**TYPE: SPECIAL**

|              | <u>SECURED</u> | <u>UNSECURED</u> | <u>TOTAL</u> |
|--------------|----------------|------------------|--------------|
| PARCEL COUNT | 1,671          | 90               | 1,761        |
| LOCAL        | 322,918,447    | 2,487,177        | 325,405,624  |
| UTILITY      |                |                  | 0            |
| TOTAL        | 322,918,447    | 2,487,177        | 325,405,624  |
| PLUS HOX     | 2,343,600      |                  | 2,343,600    |
| TOTAL        | 325,262,047    | 2,487,177        | 327,749,224  |

**TAX CODE: 20280 GREENHORN CREEK CSD**  
**VALUE BASE 7 Net of All**  
**TYPE: SPECIAL**

|              | <u>SECURED</u> | <u>UNSECURED</u> | <u>TOTAL</u> |
|--------------|----------------|------------------|--------------|
| PARCEL COUNT | 394            | 10               | 404          |
| LOCAL        | 19,208,997     | 79,574           | 19,288,571   |
| UTILITY      |                |                  | 0            |
| TOTAL        | 19,208,997     | 79,574           | 19,288,571   |
| PLUS HOX     | 434,000        |                  | 434,000      |
| TOTAL        | 19,642,997     | 79,574           | 19,722,571   |

**TAX CODE: 20290 GREENVILLE CEMETERY**  
**VALUE BASE 7 Net of All**  
**TYPE: SPECIAL**

|              | <u>SECURED</u> | <u>UNSECURED</u> | <u>TOTAL</u> |
|--------------|----------------|------------------|--------------|
| PARCEL COUNT | 1,285          | 123              | 1,408        |
| LOCAL        | 85,292,919     | 2,714,431        | 88,007,350   |
| UTILITY      | 33,855         |                  | 33,855       |
| TOTAL        | 85,326,774     | 2,714,431        | 88,041,205   |
| PLUS HOX     | 2,301,994      | 12,241           | 2,314,235    |
| TOTAL        | 87,628,768     | 2,726,672        | 90,355,440   |

**TAX CODE: 20300 GRIZZLY LAKE RESORT**  
**VALUE BASE 7 Net of All**  
**TYPE: SPECIAL**

|              | <u>SECURED</u> | <u>UNSECURED</u> | <u>TOTAL</u> |
|--------------|----------------|------------------|--------------|
| PARCEL COUNT | 512            | 29               | 541          |
| LOCAL        | 38,268,273     | 1,656,575        | 39,924,848   |
| UTILITY      |                |                  | 0            |
| TOTAL        | 38,268,273     | 1,656,575        | 39,924,848   |
| PLUS HOX     | 671,255        |                  | 671,255      |
| TOTAL        | 38,939,528     | 1,656,575        | 40,596,103   |

**TAX CODE: 20310 HAMILTON BRANCH FIRE**  
**VALUE BASE 7 Net of All**  
**TYPE: SPECIAL**

|              | <u>SECURED</u> | <u>UNSECURED</u> | <u>TOTAL</u> |
|--------------|----------------|------------------|--------------|
| PARCEL COUNT | 971            | 138              | 1,109        |
| LOCAL        | 182,918,205    | 1,194,101        | 184,112,306  |
| UTILITY      |                |                  | 0            |
| TOTAL        | 182,918,205    | 1,194,101        | 184,112,306  |
| PLUS HOX     | 1,421,000      |                  | 1,421,000    |
| TOTAL        | 184,339,205    | 1,194,101        | 185,533,306  |

**TAX CODE: 20320 INDIAN VALLEY CSD**  
**VALUE BASE 7 Net of All**  
**TYPE: SPECIAL**

|              | <u>SECURED</u> | <u>UNSECURED</u> | <u>TOTAL</u> |
|--------------|----------------|------------------|--------------|
| PARCEL COUNT | 1,841          | 131              | 1,972        |
| LOCAL        | 144,196,426    | 4,758,739        | 148,955,165  |
| UTILITY      | 33,855         |                  | 33,855       |
| TOTAL        | 144,230,281    | 4,758,739        | 148,989,020  |
| PLUS HOX     | 3,911,624      | 12,241           | 3,923,865    |
| TOTAL        | 148,141,905    | 4,770,980        | 152,912,885  |

**County of Plumas**  
**AUDITOR CERTIFIED VALUES BY TAX BASE**  
**Model Num: final, Tax Year: 2014**  
**AIRCRAFT VALUES INCLUDED**

| TAX CODE: 20330 INDIAN VALLEY HOSP |                |                  |              |
|------------------------------------|----------------|------------------|--------------|
| VALUE BASE 7                       | Net of All     |                  |              |
| TYPE:                              | SPECIAL        |                  |              |
|                                    | <u>SECURED</u> | <u>UNSECURED</u> | <u>TOTAL</u> |
| PARCEL COUNT                       | 2,684          | 404              | 3,088        |
| LOCAL                              | 196,820,467    | 7,642,454        | 204,462,921  |
| UTILITY                            | 74,847         |                  | 74,847       |
| TOTAL                              | 196,895,314    | 7,642,454        | 204,537,768  |
| PLUS HOX                           | 4,291,546      | 12,241           | 4,303,787    |
| TOTAL                              | 201,186,860    | 7,654,695        | 208,841,555  |

| TAX CODE: 20340 JOHNSVILLE PU |                |                  |              |
|-------------------------------|----------------|------------------|--------------|
| VALUE BASE 7                  | Net of All     |                  |              |
| TYPE:                         | SPECIAL        |                  |              |
|                               | <u>SECURED</u> | <u>UNSECURED</u> | <u>TOTAL</u> |
| PARCEL COUNT                  | 79             | 1                | 80           |
| LOCAL                         | 7,691,912      | 19,635           | 7,711,547    |
| UTILITY                       |                |                  | 0            |
| TOTAL                         | 7,691,912      | 19,635           | 7,711,547    |
| PLUS HOX                      | 63,000         |                  | 63,000       |
| TOTAL                         | 7,754,912      | 19,635           | 7,774,547    |

| TAX CODE: 20350 LAPORTE FIRE |                |                  |              |
|------------------------------|----------------|------------------|--------------|
| VALUE BASE 7                 | Net of All     |                  |              |
| TYPE:                        | SPECIAL        |                  |              |
|                              | <u>SECURED</u> | <u>UNSECURED</u> | <u>TOTAL</u> |
| PARCEL COUNT                 | 311            | 14               | 325          |
| LOCAL                        | 22,754,574     | 104,699          | 22,859,273   |
| UTILITY                      |                |                  | 0            |
| TOTAL                        | 22,754,574     | 104,699          | 22,859,273   |
| PLUS HOX                     | 70,000         |                  | 70,000       |
| TOTAL                        | 22,824,574     | 104,699          | 22,929,273   |

| TAX CODE: 20360 MEADOW VALLEY CEM |                |                  |              |
|-----------------------------------|----------------|------------------|--------------|
| VALUE BASE 7                      | Net of All     |                  |              |
| TYPE:                             | SPECIAL        |                  |              |
|                                   | <u>SECURED</u> | <u>UNSECURED</u> | <u>TOTAL</u> |
| PARCEL COUNT                      | 927            | 382              | 1,309        |
| LOCAL                             | 62,278,296     | 17,128,839       | 79,407,135   |
| UTILITY                           | 10,480         |                  | 10,480       |
| TOTAL                             | 62,288,776     | 17,128,839       | 79,417,615   |
| PLUS HOX                          | 1,042,713      |                  | 1,042,713    |
| TOTAL                             | 63,331,489     | 17,128,839       | 80,460,328   |

| TAX CODE: 20370 MEADOW VALLEY FIRE |                |                  |              |
|------------------------------------|----------------|------------------|--------------|
| VALUE BASE 7                       | Net of All     |                  |              |
| TYPE:                              | SPECIAL        |                  |              |
|                                    | <u>SECURED</u> | <u>UNSECURED</u> | <u>TOTAL</u> |
| PARCEL COUNT                       | 364            | 65               | 429          |
| LOCAL                              | 37,657,396     | 375,305          | 38,032,701   |
| UTILITY                            |                |                  | 0            |
| TOTAL                              | 37,657,396     | 375,305          | 38,032,701   |
| PLUS HOX                           | 986,713        |                  | 986,713      |
| TOTAL                              | 38,644,109     | 375,305          | 39,019,414   |

| TAX CODE: 20380 MOHAWK VALLEY CEM |                |                  |              |
|-----------------------------------|----------------|------------------|--------------|
| VALUE BASE 7                      | Net of All     |                  |              |
| TYPE:                             | SPECIAL        |                  |              |
|                                   | <u>SECURED</u> | <u>UNSECURED</u> | <u>TOTAL</u> |
| PARCEL COUNT                      | 3,376          | 197              | 3,573        |
| LOCAL                             | 543,824,024    | 4,184,944        | 548,008,968  |
| UTILITY                           | 149,228        |                  | 149,228      |
| TOTAL                             | 543,973,252    | 4,184,944        | 548,158,196  |
| PLUS HOX                          | 3,994,200      |                  | 3,994,200    |
| TOTAL                             | 547,967,452    | 4,184,944        | 552,152,396  |

| TAX CODE: 20390 PENINSULA FIRE |                |                  |              |
|--------------------------------|----------------|------------------|--------------|
| VALUE BASE 7                   | Net of All     |                  |              |
| TYPE:                          | SPECIAL        |                  |              |
|                                | <u>SECURED</u> | <u>UNSECURED</u> | <u>TOTAL</u> |
| PARCEL COUNT                   | 3,495          | 495              | 3,990        |
| LOCAL                          | 650,619,339    | 7,558,832        | 658,178,171  |
| UTILITY                        |                |                  | 0            |
| TOTAL                          | 650,619,339    | 7,558,832        | 658,178,171  |
| PLUS HOX                       | 2,016,000      |                  | 2,016,000    |
| TOTAL                          | 652,635,339    | 7,558,832        | 660,194,171  |

| TAX CODE: 20400 PLUMAS EUREKA CSD |                |                  |              |
|-----------------------------------|----------------|------------------|--------------|
| VALUE BASE 7                      | Net of All     |                  |              |
| TYPE:                             | SPECIAL        |                  |              |
|                                   | <u>SECURED</u> | <u>UNSECURED</u> | <u>TOTAL</u> |
| PARCEL COUNT                      | 658            | 19               | 677          |
| LOCAL                             | 107,863,277    | 106,778          | 107,970,055  |
| UTILITY                           |                |                  | 0            |
| TOTAL                             | 107,863,277    | 106,778          | 107,970,055  |
| PLUS HOX                          | 707,000        |                  | 707,000      |
| TOTAL                             | 108,570,277    | 106,778          | 108,677,055  |

| TAX CODE: 20410 PLUMAS HOSPITAL |                |                  |              |
|---------------------------------|----------------|------------------|--------------|
| VALUE BASE 7                    | Net of All     |                  |              |
| TYPE:                           | SPECIAL        |                  |              |
|                                 | <u>SECURED</u> | <u>UNSECURED</u> | <u>TOTAL</u> |
| PARCEL COUNT                    | 4,789          | 1,111            | 5,900        |
| LOCAL                           | 530,817,572    | 35,721,964       | 566,539,536  |
| UTILITY                         | 969,350        |                  | 969,350      |
| TOTAL                           | 531,786,922    | 35,721,964       | 567,508,886  |
| PLUS HOX                        | 10,345,133     | 74,578           | 10,419,711   |
| TOTAL                           | 542,132,055    | 35,796,542       | 577,928,597  |

| TAX CODE: 20420 PORTOLA CEMETERY |                |                  |              |
|----------------------------------|----------------|------------------|--------------|
| VALUE BASE 7                     | Net of All     |                  |              |
| TYPE:                            | SPECIAL        |                  |              |
|                                  | <u>SECURED</u> | <u>UNSECURED</u> | <u>TOTAL</u> |
| PARCEL COUNT                     | 5,181          | 332              | 5,513        |
| LOCAL                            | 389,992,166    | 13,567,384       | 403,559,550  |
| UTILITY                          | 1,203,593      |                  | 1,203,593    |
| TOTAL                            | 391,195,759    | 13,567,384       | 404,763,143  |
| PLUS HOX                         | 6,482,974      |                  | 6,482,974    |
| TOTAL                            | 397,678,733    | 13,567,384       | 411,246,117  |

**County of Plumas**  
**AUDITOR CERTIFIED VALUES BY TAX BASE**  
**Model Num: final, Tax Year: 2014**  
**AIRCRAFT VALUES INCLUDED**

**X CODE: 20430 PORTOLA, CITY OF**  
**VALUE BASE 7 Net of All**  
**TYPE: SPECIAL**

|              | <u>SECURED</u> | <u>UNSECURED</u> | <u>TOTAL</u> |
|--------------|----------------|------------------|--------------|
| PARCEL COUNT | 1,618          | 114              | 1,732        |
| LOCAL        | 103,464,172    | 3,236,328        | 106,700,500  |
| UTILITY      | 538,840        |                  | 538,840      |
| TOTAL        | 104,003,012    | 3,236,328        | 107,239,340  |
| PLUS HOX     | 2,580,519      |                  | 2,580,519    |
| TOTAL        | 106,583,531    | 3,236,328        | 109,819,859  |

**TAX CODE: 20440 PRATTVILLE-ALMANOR F**  
**VALUE BASE 7 Net of All**  
**TYPE: SPECIAL**

|              | <u>SECURED</u> | <u>UNSECURED</u> | <u>TOTAL</u> |
|--------------|----------------|------------------|--------------|
| PARCEL COUNT | 200            | 107              | 307          |
| LOCAL        | 15,997,776     | 5,846,096        | 21,843,872   |
| UTILITY      | 132,486        |                  | 132,486      |
| TOTAL        | 16,130,262     | 5,846,096        | 21,976,358   |
| PLUS HOX     | 63,000         |                  | 63,000       |
| TOTAL        | 16,193,262     | 5,846,096        | 22,039,358   |

**TAX CODE: 20450 QUINCY LA-PORTE CEMETERY**  
**VALUE BASE 7 Net of All**  
**TYPE: SPECIAL**

|              | <u>SECURED</u> | <u>UNSECURED</u> | <u>TOTAL</u> |
|--------------|----------------|------------------|--------------|
| PARCEL COUNT | 4,287          | 835              | 5,122        |
| LOCAL        | 483,993,139    | 18,511,382       | 502,504,521  |
| UTILITY      | 525,410        |                  | 525,410      |
| TOTAL        | 484,518,549    | 18,511,382       | 503,029,931  |
| PLUS HOX     | 8,798,420      | 60,578           | 8,858,998    |
| TOTAL        | 493,316,969    | 18,571,960       | 511,888,929  |

**TAX CODE: 20460 QUINCY CSD**  
**VALUE BASE 7 Net of All**  
**TYPE: SPECIAL**

|              | <u>SECURED</u> | <u>UNSECURED</u> | <u>TOTAL</u> |
|--------------|----------------|------------------|--------------|
| PARCEL COUNT | 855            | 206              | 1,061        |
| LOCAL        | 107,664,704    | 7,300,559        | 114,965,263  |
| UTILITY      |                |                  | 0            |
| TOTAL        | 107,664,704    | 7,300,559        | 114,965,263  |
| PLUS HOX     | 2,210,600      | 2,292            | 2,212,892    |
| TOTAL        | 109,875,304    | 7,302,851        | 117,178,155  |

**TAX CODE: 20470 QUINCY FIRE**  
**VALUE BASE 7 Net of All**  
**TYPE: SPECIAL**

|              | <u>SECURED</u> | <u>UNSECURED</u> | <u>TOTAL</u> |
|--------------|----------------|------------------|--------------|
| PARCEL COUNT | 2,648          | 469              | 3,117        |
| LOCAL        | 365,449,945    | 13,383,263       | 378,833,208  |
| UTILITY      | 195,688        |                  | 195,688      |
| TOTAL        | 365,645,633    | 13,383,263       | 379,028,896  |
| PLUS HOX     | 7,692,420      | 32,578           | 7,724,998    |
| TOTAL        | 373,338,053    | 13,415,841       | 386,753,894  |

**TAX CODE: 20480 QUINCY LIGHT**  
**VALUE BASE 7 Net of All**  
**TYPE: SPECIAL**

|              | <u>SECURED</u> | <u>UNSECURED</u> | <u>TOTAL</u> |
|--------------|----------------|------------------|--------------|
| PARCEL COUNT | 2,377          | 569              | 2,946        |
| LOCAL        | 288,238,508    | 16,153,504       | 304,392,012  |
| UTILITY      | 373,267        |                  | 373,267      |
| TOTAL        | 288,611,775    | 16,153,504       | 304,765,279  |
| PLUS HOX     | 6,056,990      | 46,578           | 6,103,568    |
| TOTAL        | 294,668,765    | 16,200,082       | 310,868,847  |

**TAX CODE: 20490 SENECA HOSPITAL**  
**VALUE BASE 7 Net of All**  
**TYPE: SPECIAL**

|              | <u>SECURED</u> | <u>UNSECURED</u> | <u>TOTAL</u>  |
|--------------|----------------|------------------|---------------|
| PARCEL COUNT | 7,437          | 1,263            | 8,700         |
| LOCAL        | 1,306,010,161  | 30,169,481       | 1,336,179,642 |
| UTILITY      | 203,167        |                  | 203,167       |
| TOTAL        | 1,306,213,328  | 30,169,481       | 1,336,382,809 |
| PLUS HOX     | 7,427,000      |                  | 7,427,000     |
| TOTAL        | 1,313,640,328  | 30,169,481       | 1,343,809,809 |

**TAX CODE: 20500 SIERRA VALLEY FIRE**  
**VALUE BASE 7 Net of All**  
**TYPE: SPECIAL**

|              | <u>SECURED</u> | <u>UNSECURED</u> | <u>TOTAL</u> |
|--------------|----------------|------------------|--------------|
| PARCEL COUNT | 752            | 53               | 805          |
| LOCAL        | 67,835,970     | 2,020,782        | 69,856,752   |
| UTILITY      | 374,022        |                  | 374,022      |
| TOTAL        | 68,209,992     | 2,020,782        | 70,230,774   |
| PLUS HOX     | 740,600        |                  | 740,600      |
| TOTAL        | 68,950,592     | 2,020,782        | 70,971,374   |

**TAX CODE: 20510 TAYLORSVILLE CEM**  
**VALUE BASE 7 Net of All**  
**TYPE: SPECIAL**

|              | <u>SECURED</u> | <u>UNSECURED</u> | <u>TOTAL</u> |
|--------------|----------------|------------------|--------------|
| PARCEL COUNT | 715            | 111              | 826          |
| LOCAL        | 73,992,691     | 1,981,634        | 75,974,325   |
| UTILITY      | 31,710         |                  | 31,710       |
| TOTAL        | 74,024,401     | 1,981,634        | 76,006,035   |
| PLUS HOX     | 1,029,000      |                  | 1,029,000    |
| TOTAL        | 75,053,401     | 1,981,634        | 77,035,035   |

**TAX CODE: 20520 WEST ALMANOR CSD**  
**VALUE BASE 7 Net of All**  
**TYPE: SPECIAL**

|              | <u>SECURED</u> | <u>UNSECURED</u> | <u>TOTAL</u> |
|--------------|----------------|------------------|--------------|
| PARCEL COUNT | 710            | 158              | 868          |
| LOCAL        | 232,834,921    | 1,721,315        | 234,556,236  |
| UTILITY      |                |                  | 0            |
| TOTAL        | 232,834,921    | 1,721,315        | 234,556,236  |
| PLUS HOX     | 728,000        |                  | 728,000      |
| TOTAL        | 233,562,921    | 1,721,315        | 235,284,236  |

**County of Plumas**  
**AUDITOR CERTIFIED VALUES BY TAX BASE**  
**Model Num: final, Tax Year: 2014**  
**AIRCRAFT VALUES INCLUDED**

| <b>X CODE: 30010 EDUCATION</b> |                      |                   |                      |
|--------------------------------|----------------------|-------------------|----------------------|
| <b>VALUE BASE 7</b>            | <b>Net of All</b>    |                   |                      |
| <b>TYPE:</b>                   | <b>SPECIAL</b>       |                   |                      |
|                                | <u>SECURED</u>       | <u>UNSECURED</u>  | <u>TOTAL</u>         |
| PARCEL COUNT                   | 24,636               | 3,590             | 28,226               |
| LOCAL                          | 3,026,551,709        | 92,879,818        | 3,119,431,527        |
| UTILITY                        | 4,009,201            |                   | 4,009,201            |
| TOTAL                          | 3,030,560,910        | 92,879,818        | 3,123,440,728        |
| PLUS HOX                       | 32,185,253           | 86,819            | 32,272,072           |
| <b>TOTAL</b>                   | <b>3,062,746,163</b> | <b>92,966,637</b> | <b>3,155,712,800</b> |

| <b>TAX CODE: 30020 FEATHER RIVER COLLEGE</b> |                      |                   |                      |
|--|----------------------|-------------------|----------------------|
| <b>VALUE BASE 7</b>                          | <b>Net of All</b>    |                   |                      |
| <b>TYPE:</b>                                 | <b>SPECIAL</b>       |                   |                      |
|  | <u>SECURED</u>       | <u>UNSECURED</u>  | <u>TOTAL</u>         |
| PARCEL COUNT                                 | 24,636               | 3,590             | 28,226               |
| LOCAL  | 3,026,551,709        | 92,879,818        | 3,119,431,527        |
| UTILITY                                      | 4,009,201            |                   | 4,009,201            |
| TOTAL  | 3,030,560,910        | 92,879,818        | 3,123,440,728        |
| PLUS HOX                                     | 32,185,253           | 86,819            | 32,272,072           |
| <b>TOTAL</b>                                 | <b>3,062,746,163</b> | <b>92,966,637</b> | <b>3,155,712,800</b> |

| <b>TAX CODE: 30030 PLUMAS UNIFIED SD</b> |                      |                   |                      |
|--|----------------------|-------------------|----------------------|
| <b>VALUE BASE 7</b>                      | <b>Net of All</b>    |                   |                      |
| <b>TYPE:</b>                             | <b>SPECIAL</b>       |                   |                      |
|  | <u>SECURED</u>       | <u>UNSECURED</u>  | <u>TOTAL</u>         |
| PARCEL COUNT                             | 24,636               | 3,590             | 28,226               |
| LOCAL                                    | 3,026,551,709        | 92,879,818        | 3,119,431,527        |
| UTILITY                                  | 4,009,201            |                   | 4,009,201            |
| TOTAL                                    | 3,030,560,910        | 92,879,818        | 3,123,440,728        |
| PLUS HOX                                 | 32,185,253           | 86,819            | 32,272,072           |
| <b>TOTAL</b>                             | <b>3,062,746,163</b> | <b>92,966,637</b> | <b>3,155,712,800</b> |

| <b>TAX CODE: 30040 S/P UNIFIED SD</b> |                   |                  |                   |
|---------------------------------------|-------------------|------------------|-------------------|
| <b>VALUE BASE 7</b>                   | <b>Net of All</b> |                  |                   |
| <b>TYPE:</b>                          | <b>SPECIAL</b>    |                  |                   |
|                                       | <u>SECURED</u>    | <u>UNSECURED</u> | <u>TOTAL</u>      |
| PARCEL COUNT                          | 1,114             | 82               | 1,196             |
| LOCAL                                 | 95,969,344        | 2,684,375        | 98,653,719        |
| UTILITY                               | 401,268           |                  | 401,268           |
| TOTAL                                 | 96,370,612        | 2,684,375        | 99,054,987        |
| PLUS HOX                              | 824,600           |                  | 824,600           |
| <b>TOTAL</b>                          | <b>97,195,212</b> | <b>2,684,375</b> | <b>99,879,587</b> |

RESOLUTION NO. 14- 7979

A Resolution establishing Fiscal Year 2014/15 Appropriation limits under Article XIII B of the California Constitution, and establishing period for contesting such limits for Plumas County and Board Of Supervisors governed Special Districts

**WHEREAS**, Article XIII B of the California Constitution provides that the state and each local government shall be subject to an annual appropriation limit as defined in that Article and Article XIII B Section 8 (e) (2) requires the Governing Body to select the Change in Cost of Living methodology each year by recorded vote; and

**WHEREAS**, using the percentage change in California Per Capita Income, rather than using the change in the Local Assessment roll from the preceding year due to the addition of non-residential new construction, provides the higher appropriation limit; and

**WHEREAS**, the Auditor/Controller of Plumas County has computed the appropriations limit for the fiscal year 2014/2015; and has prepared the applicable statements showing the calculation, and such statements are available for public review:

**NOW, THEREFORE, BE IT RESOLVED**, that the Board of Supervisors, County of Plumas, State of California, selects the percentage change in California Per Capita Income and the percentage change in the population of the contiguous counties methodology for use in calculating its appropriation limit for the fiscal year 2014/2015; and

**NOW, THEREFORE, BE IT FURTHER RESOLVED**, that the appropriations limits for Plumas County and Board-governed Special Districts are hereby established as follows and that the limit may be adjusted at a later date in accordance with Sections 3 and 11 of Article XIII B of the California Constitution:

|                     |               |
|---------------------|---------------|
| Plumas County       | \$ 30,133,570 |
| Quincy Lighting     | \$ 112,953    |
| CSA #11 (Ambulance) | \$ 60,973     |
| Beckwourth CSA      | \$ 17,560     |

**BE IT FURTHER RESOLVED**, that any judicial action of proceeding to attach, review, set aside, void or annul the appropriations limits established by this resolution shall be commenced within 45 days from the date of this resolution in accordance with Division 9 of the Government Code.

RECEIVED  
JUN 05 2014

Auditors / Risk


**RESOLUTION NO. 14-**

The foregoing, Resolution No. 14-7979 was duly passed and adopted by the Board of Supervisors of Plumas County, State of California, at a regular meeting of said Board held on the 17<sup>th</sup> day of JUNE, 2014 by the following vote:


**AYES:** SUPERVISORS THRALL, GOSS, SIMPSON, SWOFFORD, KENNEDY

**NOES:** NONE

**ABSENT:** NONE


  
Chair, Board of Supervisors

**ATTEST:**

  
Clerk of the Board of Supervisors

5/19/2014

**Plumas County**  
**Prop 4 Calculations**  
**January 1, 2013 to January 1, 2014**

|  |                                     |  |
|--|-------------------------------------|--|
| California Department of Finance Per Capita<br>Percentage change over prior year | $\frac{(0.23) + 100}{100} = 0.9977$ | <sup>1</sup>   |
| Plumas County<br>Population Percentage Change                                    | $\frac{(1.28) + 100}{100} = 0.9872$ | <sup>2</sup>   |
| <b>Calculation of Factor for FY 2014/15</b>                                      |                                     | <b>0.9849</b> <sup>1x2</sup>  |

**Prop 4 Spending Limits  
FY 2014/15**

| Jurisdiction               | County<br>FY 2013/14<br>Limit | County<br>FY 2014/15<br>Factor | County<br>FY 2014/15<br>Limit | District<br>FY 2014/15<br>Limit |
|----------------------------|-------------------------------|--------------------------------|-------------------------------|---------------------------------|
| Plumas County              | \$ 30,595,563                 | 0.9849                         | \$ 30,133,570                 |                                 |
| Crescent Mills Lighting    | \$ -                          | 0.9849                         | \$ -                          |                                 |
| Quincy Lighting            | \$ 114,685                    | 0.9849                         | \$ 112,953                    |                                 |
| West Almanor CSD           | \$ 704,897                    | 0.9849                         | \$ 694,253                    |                                 |
| CSA #8 Water               | \$ -                          | 0.9849                         | \$ -                          |                                 |
| Plumas Eureka CSD          | \$ 64,685                     | 0.9849                         | \$ 63,708                     |                                 |
| CSA #11                    | \$ 61,908                     | 0.9849                         | \$ 60,973                     |                                 |
| Beckwourth CSA             | \$ 17,829                     | 0.9849                         | \$ 17,560                     |                                 |
| Indian Valley CSD          | \$ 18,515                     | 0.9849                         | \$ 18,235                     |                                 |
| P.C. Flood Control         | \$ -                          | 0.9849                         | \$ -                          |                                 |
| Greenhorn Creek CSD        | \$ 94,312                     | 0.9849                         | \$ 92,888                     |                                 |
| Prattville-Almanor Fire    | \$ 76,519                     | 0.9849                         | \$ 75,364                     |                                 |
| Beckwourth Fire            | \$ 39,882                     | 0.9849                         | \$ 39,280                     |                                 |
| Chester Fire               | \$ 301,458                    | 0.9849                         | \$ 296,906                    |                                 |
| Crescent Mills Fire        | \$ 302,221                    | 0.9849                         | \$ 297,657                    |                                 |
| Graeagle Fire              | \$ 162,832                    | 0.9849                         | \$ 160,373                    |                                 |
| Hamilton Branch Fire       | \$ 399,955                    | 0.9849                         | \$ 393,916                    |                                 |
| Laporte Fire               | \$ 27,152                     | 0.9849                         | \$ 26,742                     |                                 |
| Meadow Valley Fire         | \$ 115,941                    | 0.9849                         | \$ 114,190                    |                                 |
| Peninsula Fire             | \$ 327,462                    | 0.9849                         | \$ 322,517                    |                                 |
| Quincy Fire                | \$ 529,697                    | 0.9849                         | \$ 521,699                    |                                 |
| Sierra Valley Fire         | \$ 104,244                    | 0.9849                         | \$ 102,670                    |                                 |
| Indian Valley CSD          | \$ 149,230                    | 0.9849                         | \$ 146,977                    |                                 |
| Eastern Plumas Rural Fire  | \$ 118,854                    | 0.9849                         | \$ 117,059                    |                                 |
| Chester Cemetery           | \$ -                          | 0.9849                         | \$ -                          |                                 |
| Crescent Mills Cemetery    | \$ -                          | 0.9849                         | \$ -                          |                                 |
| Cromberg Cemetery          | \$ -                          | 0.9849                         | \$ -                          |                                 |
| Greenville Cemetery        | \$ -                          | 0.9849                         | \$ -                          |                                 |
| Meadow Valley Cemetery     | \$ -                          | 0.9849                         | \$ -                          |                                 |
| Mohawk Valley Cemetery     | \$ -                          | 0.9849                         | \$ -                          |                                 |
| Portola Cemetery           | \$ -                          | 0.9849                         | \$ -                          |                                 |
| Quincy Cemetery            | \$ 318,262                    | 0.9849                         | \$ 313,456                    |                                 |
| Taylorville Cemetery       | \$ -                          | 0.9849                         | \$ -                          |                                 |
| Central Plumas Rec.        | \$ 899,937                    | 0.9849                         | \$ 886,348                    |                                 |
| Johnsville PU              | \$ 124,291                    | 0.9849                         | \$ 122,414                    |                                 |
| Graeagle CSD               | \$ 26,975                     | 0.9849                         | \$ 26,568                     |                                 |
| Greenville CSD             | \$ 562,118                    | 0.9849                         | \$ 553,630                    |                                 |
| IV Soil Conser.            | \$ -                          | 0.9849                         | \$ -                          |                                 |
| La Porte Cemetery          | \$ -                          | 0.9849                         | \$ -                          |                                 |
| Air Pollution Control      | \$ -                          | 0.9849                         | \$ -                          |                                 |
| CSA #12                    | \$ -                          | 0.9849                         | \$ -                          |                                 |
| Sierra Valley Ground Water | \$ -                          | 0.9849                         | \$ -                          |                                 |
| Feather River Canyon CSD   | \$ -                          | 0.9849                         | \$ -                          |                                 |
| <b>Totals</b>              | <b>\$ 36,259,424</b>          |                                | <b>\$ 35,711,906</b>          |                                 |



**Plumas County**

**Prop 4 Spending Limit  
FY 2014/15**

*Growth Factor:*

|  |        |
|--|--------|
| Per Capita Personal Income<br>Change from Prior Year | 0.9977 |
| <b>X</b>   |        |
| Population Growth from<br>01/01/13 - 01/01/14        | 0.9872 |
| <hr/>  |        |
| Growth Factor FY 2014/15                             | 0.9849 |

FY 2013/14 Prop 4 Spending Limit \$ 30,595,563

**FY 2014/15 Prop 4 Spending Limit \$ 30,133,570**



---

Roberta M. Allen, CPA  
Auditor / Controller

**Quincy Lighting**


**Prop 4 Spending Limit  
FY 2014/15**

*Growth Factor:*

|  |               |
|--|---------------|
| Per Capita Personal Income<br>Change from Prior Year | 0.9977        |
| <b>X</b>   |               |
| Population Growth from<br>01/01/13 - 01/01/14        | 0.9872        |
| <b>Growth Factor FY 2014/15</b>                      | <b>0.9849</b> |

FY 2013/14 Prop 4 Spending Limit \$ 114,685

**FY 2014/15 Prop 4 Spending Limit \$ 112,953**



Roberta M. Allen, CPA

**CSA #11**


**Prop 4 Spending Limit  
FY 2014/15**

*Growth Factor:*

|  |        |
|--|--------|
| Per Capita Personal Income<br>Change from Prior Year | 0.9977 |
| <b>X</b>   |        |
| Population Growth from<br>01/01/13 - 01/01/14        | 0.9872 |
| <hr/>  |        |
| Growth Factor FY 2014/15                             | 0.9849 |

FY 2013/14 Prop 4 Spending Limit   \$    61,908

**FY 2014/15 Prop 4 Spending Limit   \$    60,973**

  
\_\_\_\_\_  
Roberta M. Allen, CPA  
Auditor / Controller

**Beckwourth CSA**


**Prop 4 Spending Limit  
FY 2014/15**

*Growth Factor:*

|  |        |
|--|--------|
| Per Capita Personal Income<br>Change from Prior Year | 0.9977 |
| <b>X</b>   |        |
| Population Growth from<br>01/01/13 - 01/01/14        | 0.9872 |
| <hr/>  |        |
| Growth Factor FY 2014/15                             | 0.9849 |

FY 2013/14 Prop 4 Spending Limit \$ 17,829

**FY 2014/15 Prop 4 Spending Limit \$ 17,560**



Roberta M. Allen, CPA  
Auditor / Controller

**COUNTY  
FINANCIAL TRANSACTION  
REPORT**

---

---

**COUNTIES FINANCIAL TRANSACTIONS  
AND COMPENSATION REPORT**

**COVER PAGE**

**County of Plumas**


Fiscal Year: **2014**

ID Number: **10993200000**

Certification:

I hereby certify that, to the best of my knowledge and belief, the report forms fairly reflect the financial transactions of the county in accordance with the requirements as prescribed by the California State Controller.

County Auditor-Controller

  
Signature

10/6/14  
Date

Roberta M. Allen  
Name (Please Print)

Per Government Code section 53891, this report is due within 90 days after the end of the fiscal year. If filed in electronic format, the report is due within 110 days after the end of the fiscal year.

Please complete, sign, and mail this cover page to either address below.

Mailing Address:

State Controller's Office  
Division of Accounting and Reporting  
Local Government Reporting Section  
P. O. Box 942850  
Sacramento, CA 94250

Express Mailing Address:

State Controller's Office  
Division of Accounting and Reporting  
Local Government Reporting Section  
3301 C Street, Suite 700  
Sacramento, CA 95816

County of Plumas

Counties Financial Transactions Report

Detailed Summary of Footnotes For Fiscal Year 2013-14

| Forms  | Column | Additional Details | Footnotes   |
|--|--------|--------------------|---|
| <b>Airport Activity/Enterprise Revenue and Expense</b> |        |                    |   |
| Federal  |        |                    | This decrease is due to the Beckwourth and Quincy FAA grants being completed in 2014 with total revenue of approximately \$13,700 as compared to the prior year \$344,027.  |
| <b>Licenses, Permits and Franchises</b>                |        |                    |   |
| Construction Permits                                   |        |                    | This increase is due to a slowly improving economy resulting in an increase in new building permits being pulled over the prior year.   |
| <b>Fines, Forfeitures and Penalties</b>                |        |                    |   |
| Penalties and Cost on Delinquent Taxes                 |        |                    | This increase is due to an increasing level of payments on delinquent real estate taxes (Teeter - \$1.1 million) and the reporting of two years worth of data in the current year. The County attempted to change its recognition period to make budget process easier. However, the external auditor had concerns with the new recognition period. So the County recognized two years worth of data in the current reporting year. |
| <b>Use Of Money and Property</b>                       |        |                    |   |
| Interest   |        |                    | This decrease in interest and investments is due to a decrease in interest rates on investments.  |
| <b>Aid From Other Governmental Agencies - State</b>    |        |                    |   |
| Aid for Corrections                                    |        |                    | This increase is due to an increase in the realignment moneys for corrections over the prior year.  |

County of Plumas

Counties Financial Transactions Report

Detailed Summary of Footnotes For Fiscal Year 2013-14

| Forms   | Column | Additional Details | Footnotes  |
|---|--------|--------------------|--|
| <b>Aid From Other Governmental Agencies - State</b>   |        |                    |  |
| Roads   |        |                    | This increase is due to two years worth of TEA and TEA21 moneys being reported in the current year (\$677,000) and zero being reported in the prior year.  |
| Tobacco Tax - AB 75 / Prop. 99                        |        |                    | This increase is due to the state's late payment of prior year revenues of \$31,925 in tobacco taxes. Of the \$181,925 reported in the current year, only \$150,000 was revenue for the current year.  |
| Office of Criminal Justice Planning (OCJP)            |        |                    | This decrease is due to a decrease in State OCJP moneys received in the current year.  |
| Victim Witness Program                                |        |                    | The State OCJP victim witness moneys decreased by approximately \$40,000 from the prior year. In addition, \$0 CalEMA victim witness moneys have been received by the County in the current year, whereas in the prior year \$33,636 was received. |
| <b>Aid From Other Governmental Agencies - Federal</b> |        |                    |  |
| Citizens Option for Public Safety (COPS)              |        |                    | This decrease is due to a federal - other FAA grant for COPS being received in the prior year, but nothing received in the current year.   |
| Drug and Alcohol Programs                             |        |                    | This increase is due to approximately \$178,000 of prior year revenues not being received until the current year. In addition, there was an increase in the federal block grant received in comparison with the prior year.                        |



County of Plumas

Counties Financial Transactions Report

Detailed Summary of Footnotes For Fiscal Year 2013-14

| Forms   | Column | Additional Details | Footnotes   |
|---|--------|--------------------|---|
| <b>Aid From Other Governmental Agencies - Federal</b> |        |                    |   |
| Road Projects   |        |                    | This increase is due to an increase in the HBRR Bridge grant received in the current year and \$272,000 of the prior year revenues for this grant being received in the current year. |
| Law Enforcement                                       |        |                    | This increase is due to a \$70,000 federal JAG grant received in the current year but not in the prior year.  |
| <b>Miscellaneous Revenue</b>                          |        |                    |   |
| Welfare Repayments                                    |        |                    | This increase is due to an increase in the repayment of aid moneys received in the current year compared to the prior year.   |
| <b>Public Protection</b>                              |        |                    |   |
| Other Protection: Other                               | A      |                    | This decrease is due primarily to the elimination of expenditures for the Chester High School Fish Program compared to the prior year.  |
| <b>Health</b>   |        |                    |   |
| Drug and Alcohol Abuse Services                       | A      |                    | This increase is due to the recreation of the drug and alcohol department. This department was not in existence in the prior year.  |
| <b>Long-Term and Other Long-Term Debt Schedules</b>   |        |                    |   |

**County of Plumas**

**Counties Financial Transactions Report**

Detailed Summary of Footnotes For Fiscal Year 2013-14

| Forms   | Column | Additional Details   | Footnotes   |
|---|--------|--|---|
| <b>Long-Term and Other Long-Term Debt Schedules</b> |        |  |   |
| Adjustments to Principal in CY                      |        | and DEBT_SCHEDULES = 'Other Long-Term Debt Schedule' and YEAR_OF_ISSUE = 2001 and PURPOSE_OF_ISSUE = 'Compensated Absences' and PRINCIPAL_AUTHORISED = 3000000 | Prior year reports have excluded the current portion of compensated absences, which is an estimated amount of compensated absences to be used in the following year. This adjustment includes the current portion of compensated absences for the first time. By including the entire amount of compensated absences the increases and decreases from year to year will tie to audited financial statements and schedules maintained by the County. Also, the change in governmental compensated absences will no longer be adjusted for the current portion. |
| <b>Balance Sheet</b>                                |        |  |   |
| Current Liabilities                                 | E      |  | This decrease is due to a decrease in accounts payable for the airport (\$172,700) and a decrease in warrant payable for the airport (\$53,000) . The grant projects were completed at the beginning of this fiscal year and therefore accounts payable and warrants payable at the end of last year carried over into the current fiscal year, but the projects were completed in the early part of the current year and no accounts payable or warrants payable for the airport projects existed at the end of the current year.                            |

County of Plumas

Counties Financial Transactions Report

Detailed Summary of Footnotes For Fiscal Year 2013-14

| Forms                                    | Column | Additional Details | Footnotes   |
|--|--------|--------------------|---|
| <b>Balance Sheet</b>                     |        |                    |   |
| Retained Earning / Fund Balance Reserved | B      |                    | This increase is due to a correction to the tobacco settlement fund balance which is reserved for payment of the certificates of participation to guarantee that at least \$200,000 comes from tobacco settlement moneys. The general fund transfers the balance of the debt payment. It was discovered that the tobacco settlement fund was transferring \$200,000 without regard for tobacco settlement moneys collected. In addition, the general fund was reducing its transfer based on the \$200,000. The general fund has now made the tobacco settlement fund whole via transfer. |
| Unreserved                               | A      |                    | This increase is due to General Fund Revenues exceeding General Fund Expenditures by \$2.0 million. Budget cuts, furloughs, and departments not using all of their appropriations all contributed to this increase to unreserved fund balance of \$2.0 million.   |

County of Plumas

County's Financial Transactions Report

General Information

Fiscal Year: 2014

County Auditor

|       |         |                |  |      |       |
|-------|---------|----------------|--|------|-------|
| First | Roberta | Middle Initial |  | Last | Allen |
|-------|---------|----------------|--|------|-------|

Mailing Address

|          |                           |  |    |     |        |
|----------|---------------------------|--|----|-----|--------|
| Street 1 | 520 Main Street, Room 205 | <input type="checkbox"/> Is Address Changed? |    |     |        |
| Street 2 |                           |  |    |     |        |
| City     | Quincy                    | State  | CA | Zip | 95971- |

Report Prepared By

|       |                          |                |                |      |       |
|-------|--------------------------|----------------|----------------|------|-------|
| First | Roberta                  | Middle Initial |                | Last | Allen |
| Title | Auditor/Controller       | Telephone      | (530) 283-6248 |      |       |
| Email | rallen@countyofplumas.co | Fax No.        | (530) 283-6442 |      |       |

**County of Plumas**  
**County Financial Transactions Report**  
**Airport Enterprise/Activity**  
**Statement of Revenues and Expenses**

Fiscal Year 2014

|  |                    |
|--|--------------------|
| Is this Activity Accounted for as an Enterprise? (Enter Yes or No) | Yes                |
| <b>Operating Revenues</b>  |                    |
| Landing Fees   | 15,558             |
| Aircraft Storage Fees  |                    |
| Fuel Flowage Fees  |                    |
| Concessions  |                    |
| Rents and Leases   | 106,166            |
| Sales and Services   | 139,890            |
| Other Revenues   |                    |
| <b>Total Operating Revenues</b>                                    | <b>\$261,614</b>   |
| <b>Operating Expenses</b>  |                    |
| Administration   | 106,636            |
| <b>Maintenance and Operation</b>                                   |                    |
| Landing Areas  |                    |
| Terminal Buildings and Areas                                       | 40,329             |
| Other Buildings and Areas  |                    |
| General Shops and Equipment  | 300                |
| Cost of Sales and Service  | 134,349            |
| Depreciation   | 614,719            |
| Other Operating Expenses   | 20,464             |
| <b>Total Operating Expenses</b>                                    | <b>\$916,797</b>   |
| <b>Net Operating Income (Loss)</b>                                 | <b>(\$655,183)</b> |
| <b>Non-Operating Revenues</b>                                      |                    |
| Interest   | 224                |
| Net Gain (Loss) from Sales of Property                             |                    |
| <b>Grants-In-Aid</b>   |                    |
| Federal  | 420,657            |
| State  | 68,227             |
| In-Lieu Taxes  |                    |

**County of Plumas**  
**County Financial Transactions Report**  
**Airport Enterprise/Activity**  
**Statement of Revenues and Expenses**

|   |      |                    |
|---|------|--------------------|
| <b>Fiscal Year</b>                                | 2014 |                    |
| Other   |      | 2,920              |
| Other Non-Operating Revenues                      |      |                    |
| <b>Total Non-Operating Revenues</b>               |      | <b>\$492,028</b>   |
| <b>Non-Operating Expenses</b>                     |      |                    |
| Interest  |      |                    |
| Judgments and Damages                             |      |                    |
| Taxes and Assessments                             |      |                    |
| Current Year Capital Outlay (Non-Enterprise Only) |      |                    |
| Other Non-Operating Expenses                      |      |                    |
| <b>Total Non-Operating Expenses</b>               |      | <b>\$0</b>         |
| <b>Income (Loss) Before Operating Transfers</b>   |      | <b>(\$163,155)</b> |
| Transfers In from the County                      |      | 20,000             |
| Transfers Out to the County                       |      |                    |
| <b>Total Transfers In (Out)</b>                   |      | <b>\$20,000</b>    |
| <b>Net Income (Loss)</b>                          |      | <b>(\$143,155)</b> |
| Current Year Capital Outlay for Enterprise        |      | 491,877            |

**County of Plumas**  
**Counties Financial Transactions Report**  
**Other Enterprise**

**Statement of Revenues and Expenses**

Fiscal Year 2014

Activity Name *(Other Activities must maintain the same activity name from year to year)*

Sanitation

**Operating Revenues**

|                                 |                  |
|---------------------------------|------------------|
| Charges for Services            | 197,403          |
| Other Operating Revenues        |                  |
| <b>Total Operating Revenues</b> | <b>\$197,403</b> |

**Operating Expenses**

|                                     |                    |
|-------------------------------------|--------------------|
| Personnel Services                  |                    |
| Contractual Services                | 133,506            |
| Supplies                            |                    |
| Materials                           |                    |
| Other Operating Expenses            | 86,362             |
| General and Administrative Expenses | 54,541             |
| Depreciation Expense                | 39,718             |
| <b>Total Operating Expenses</b>     | <b>\$314,127</b>   |
| <b>Net Operating Income (Loss)</b>  | <b>(\$116,724)</b> |

**Non-Operating Revenues**

|                                     |                |
|-------------------------------------|----------------|
| Interest                            | 6,228          |
| <b>Operating Grants</b>             |                |
| Federal                             |                |
| State                               |                |
| Gain on Sale of Assets              |                |
| Other Non-Operating Revenues        | 480            |
| <b>Total Non-Operating Revenues</b> | <b>\$6,708</b> |

**Non-Operating Expenses**

|                                     |            |
|-------------------------------------|------------|
| Interest                            |            |
| Loss on Sale of Assets              |            |
| Other Non-Operating Expenses        |            |
| <b>Total Non-Operating Expenses</b> | <b>\$0</b> |

**Income (Loss) Before Operating Transfers**

(\$110,016)

Transfers In from the County

Transfers Out to the County

95,554

**Total Transfers In (Out)**

(\$95,554)

**Net Income (Loss)**

(\$205,570)

Current Year Capital Outlay

39,369

**County of Plumas**

**County Financial Transactions Report  
Statement of Revenues**

**Taxes: Property Taxes and Other Taxes**

Fiscal Year                    2014

**Property Taxes**

|  |                    |
|--|--------------------|
| County Wide Secured and Unsecured                              | 7,710,150          |
| Supplemental County Wide Secured and Unsecured                 | 34,316             |
| Less Than County Wide Funds Secured and Unsecured              |                    |
| Supplemental Less Than County Wide Funds Secured and Unsecured |                    |
| Property Tax In-Lieu of Vehicle License Fees                   | 2,044,903          |
| Voter Approved Indebtedness                                    |                    |
| Supplemental Voter Approved Indebtedness                       |                    |
| Prior Year Secured and Unsecured                               | 13,519             |
| Supplemental Prior Year Secured and Unsecured                  |                    |
| <b>Total Property Taxes</b>                                    | <b>\$9,802,888</b> |

**Other Taxes**

|   |           |
|---|-----------|
| Sales and Use Taxes                       | 1,397,900 |
| In-Lieu Local Sales and Use Taxes         | 362,740   |
| Transportation Tax (Non-Transit Purposes) |           |
| Property Transfer                         | 167,312   |
| Transient Lodging (Room Occupancy)        | 1,232,744 |
| Timber Yield                              | 118,770   |
| Aircraft                                  | 16,336    |
| Construction Development Taxes            |           |
| Utility Users Tax                         |           |
| Other (Specify, maximum of 5 entries)     | \$15,712  |

Specify:

Amount:

|               |                 |
|---------------|-----------------|
| PILT          | 15,712          |
| <b>Total:</b> | <b>\$15,712</b> |

**Total Other Taxes**

**\$3,311,514**



**County of Plumas**  
**County Financial Transactions Report**  
**Statement of Revenues**

**Special Benefit Assessments**

Fiscal Year            2014

Operations

|   |
|---|
| 0 |
|---|

Capital Outlay

|  |
|--|
|  |
|--|

**Total Special Benefit Assessments**

|     |
|-----|
| \$0 |
|-----|

**County of Plumas**  
**County Financial Transactions Report**  
**Statement of Revenues**

**Licenses, Permits and Franchises**

|  |      |         |
|--|------|---------|
| <b>Fiscal Year</b>   | 2014 |         |
| Animal Licenses  |      | 19,457  |
| Business Licenses  |      | 5,565   |
| Construction Permits                                       |      | 499,701 |
| Road Privileges and Permits                                |      |         |
| Zoning Permits   |      | 31,725  |
| Franchises   |      | 161,798 |
| Other Licenses and Permits (Specify, maximum of 5 entries) |      | \$4,193 |

Specify:

Amount:

|          |         |
|----------|---------|
| Marriage | 4,193   |
| Total:   | \$4,193 |

|   |                  |
|---|------------------|
| <b>Total Licenses, Permits and Franchises</b> | <b>\$722,439</b> |
|---|------------------|

County of Plumas

County Financial Transactions Report  
Statement of Revenues

Fines, Forfeitures and Penalties

Fiscal Year 2014

|   |                    |
|---|--------------------|
| Vehicle Code Fines                            | 393                |
| Other Court Fines                             | 300,992            |
| Forfeitures and Penalties                     | 3,832              |
| Penalties and Cost on Delinquent Taxes        | 1,337,442          |
| <b>Total Fines, Forfeitures and Penalties</b> | <b>\$1,642,659</b> |

**County of Plumas**  
**County Financial Transactions Report**  
**Statement of Revenues**

Revenue From the Use of Money and Property

|   |      |                  |
|---|------|------------------|
| Fiscal Year   | 2014 |                  |
| Interest and Investments                                |      | 68,780           |
| Rents and Concessions                                   |      | 296,627          |
| Royalties   |      |                  |
| <b>Total Revenue from the Use of Money and Property</b> |      | <b>\$365,407</b> |

**County of Plumas**  
**Counties Financial Transactions Report**  
**Statement of Revenues**

**Aid From Other Governmental Agencies - State**

Fiscal Year                      2014

**State**

|  |           |
|--|-----------|
| Highway Users Tax  | 3,420,103 |
| Motor Vehicle In-Lieu Tax                                  |           |
| Realignment from the Vehicle License Fee (VLF) Fund        | 1,339,544 |
| Other State In-Lieu Taxes                                  |           |
| Highway Property Rentals                                   |           |
| Public Assistance Administration (Include CALWORKS Admin.) | 1,848,953 |
| Public Assistance Programs (Include CALWORKS Program)      | 988,038   |
| Realignment for Social Services                            | 3,586,347 |
| Aid for Agriculture  | 196,932   |
| Aid for Construction                                       |           |
| Aid for Corrections  | 751,692   |
| Aid for County Fairs                                       |           |
| Aid for Disaster   |           |
| Homeowners' Property Tax Relief                            | 68,258    |
| Open Space Tax Relief                                      |           |
| SB 90 Mandated Costs                                       | 1,223     |
| Off Highway Motor Vehicle License Fee                      | 68,340    |
| Roads  | 698,856   |
| Child Care Food/Special Milk Program                       |           |
| Peace Officers Standards and Training                      |           |
| Public Defender  |           |
| Tobacco Tax - AB 75 / Prop. 99                             | 181,925   |
| Public Safety Fund - Realignment                           | 1,074,962 |
| <b>Health Programs</b>                                     |           |
| Aid for Mental Health                                      | 3,024,877 |
| Realignment for Mental Health                              | 1,708,215 |
| Medically Indigent Adult (MIA)                             |           |
| Alcohol and Drug Abuse                                     |           |
| Realignment for Health Services                            | 278,877   |

**County of Plumas**  
**Counties Financial Transactions Report**  
**Statement of Revenues**

**Aid From Other Governmental Agencies - State**

Fiscal Year 2014

Other Aid for Health (Specify, maximum of 5 entries) 1,817,739

Specify: Amount:

|                                   |                  |
|-----------------------------------|------------------|
| Child lead grant                  | 8,416            |
| Environmental health cupa and lea | 113,018          |
| Health cat program                | 1,696,305        |
| <b>Total:</b>                     | <b>1,817,739</b> |

State - Other (Use applicable revenue source or specify)

|   |           |
|---|-----------|
| Supplemental Law Enforcement Services Fund (SLESF/COPS) | 178,726   |
| Office of Criminal Justice Planning (OCJP)              | 2,888     |
| Library   | 33,989    |
| Stabilization   |           |
| Veterans Affairs Programs                               | 38,572    |
| Sheriff Boating Safety                                  | 145,203   |
| Victim Witness Programs                                 | 66,106    |
| DA Programs   | 227,621   |
| Civil Defense   |           |
| Aging Programs  | 144,943   |
| Law Enforcement   | 812,586   |
| Other State (Specify, maximum of 10 entries)            | 1,067,884 |

Specify: Amount:

|  |                  |
|--|------------------|
| OES                                      | 93,427           |
| Oil recycling grant                      | 10,705           |
| Bottle grant                             | 10,000           |
| Air resources board grant                | 30,000           |
| Court security                           | 401,104          |
| Probation                                | 402,000          |
| Underground storage tank leakage program | 35,426           |
| State other - misc                       | 85,222           |
| <b>Total:</b>                            | <b>1,067,884</b> |

**Total State** **23,773,399**

**County of Plumas**  
**Counties Financial Transactions Report**  
**Statement of Revenues**

**Aid From Other Governmental Agencies - Federal**

Fiscal Year                    2014

**Federal**

|   |                |
|---|----------------|
| Public Assistance Administration                                  | 1,168,863      |
| Public Assistance Programs  | 766,721        |
| Health Administration   |                |
| Aid for Construction  |                |
| Aid for Disaster  |                |
| Forest Reserve Revenue  | 1,735,914      |
| In-Lieu Taxes   | 422,425        |
| <b>Federal - Other</b> (Use applicable revenue source or specify) |                |
| Workforce Investment Act (WIA)                                    |                |
| Community Development Block Grant                                 |                |
| Health/Mental Health Grants                                       | 416,403        |
| Community Oriented Policy Services (COPS)                         | 28,468         |
| Office of Criminal Justice Planning (OCJP)                        |                |
| DEA Programs/Drug and Alcohol Programs                            | 591,496        |
| DA Programs   | 489,209        |
| Grazing   | 180            |
| Aging Programs  |                |
| Senior Citizens Programs  |                |
| Road Projects   | 1,056,903      |
| Law Enforcement   | 173,689        |
| Other Federal (Specify, maximum of 10 entries)                    | <u>\$8,044</u> |

**Specify:**

**Amount:**

|                          |                |
|--------------------------|----------------|
| Diesel tax/oil recycling | 1,359          |
| Mapping noxious weeds    | 6,685          |
| <b>Total:</b>            | <u>\$8,044</u> |

**Total Federal**

\$6,858,315

**County of Plumas  
 Counties Financial Transactions Report  
 Statement of Revenues**

**Other In-Lieu Taxes and Other Governmental Agencies**

Fiscal Year 2014

**Other In-Lieu Taxes**

Other: In-Lieu Taxes (Specify, maximum of 5 entries)

\_\_\_\_\_

Specify:

Amount:

|  |  |
|--|--|
|  |  |
|  |  |
|  |  |
|  |  |
|  |  |

**Other Governmental Agencies (Use applicable revenue source or specify)**

City/County

\_\_\_\_\_ 0

Redevelopment/Housing

\_\_\_\_\_

Special Districts/Joint Power Authority (JPA)

\_\_\_\_\_

Other: Governmental Agencies (Specify, maximum of 5 entries)

\_\_\_\_\_

Specify:

Amount:

|  |  |
|--|--|
|  |  |
|  |  |
|  |  |
|  |  |
|  |  |

**Total Other In-Lieu Taxes and Other Governmental Agencies**

\_\_\_\_\_ \$0



**County of Plumas**  
**County's Financial Transactions Report**  
**Statement of Revenues**  
**Charges for Current Services**

Fiscal Year                    2014

|   |           |
|---|-----------|
| Assessments and Tax Collection Fees   | 148,998   |
| Property Tax Administrative Fees  | \$111,458 |
| Cities  | 5,687     |
| Redevelopment Agencies  |           |
| Special Districts   | 105,771   |
| Auditing and Accounting Fees  | 40,257    |
| Communication Services  |           |
| Election Services   | 22,131    |
| Legal Services  | 8,290     |
| Planning and Engineering Services   | 52,462    |
| Agricultural Services   | 38,652    |
| Civil Process Services  | 16,728    |
| Court Fees and Costs  | 98,835    |
| Booking Fees  | 17,514    |
| Estate Fees   | 11,364    |
| Humane Services   | 14,734    |
| Law Enforcement Services  | 132,461   |
| Recording Fees  | 205,084   |
| Road and Street Services  | 185,281   |
| Health Fees   | 465,936   |
| Mental Health Services  | 220,451   |
| California Children's Services  |           |
| Sanitation Services   | 215,878   |
| Institutional Care and Services   | 6,230     |
| Library Services  | 7,209     |
| Park and Recreation Fees  | 16,285    |
| <b>Charges for Current Services - Other</b> (Use applicable revenue sources or specify) |           |
| Personnel Services  |           |
| Building Maintenance and Grounds  |           |
| Administrative Services   | 312,939   |

**County of Plumas**  
**County Financial Transactions Report**  
**Statement of Revenues**  
**Charges for Current Services**

Fiscal Year                      2014

Other (Specify, maximum of 10 entries)

\$1,655,257

**Specify:**

**Amount:**

|                    |                           |
|--------------------|---------------------------|
| Drug and alcohol   | 4,483                     |
| Museum             | 3,794                     |
| Cost plan OMB A-87 | 1,560,763                 |
| County fair        | 53,004                    |
| Miscellaneous      | 5,936                     |
| Probation          | 27,277                    |
| <b>Total:</b>      | <u><b>\$1,655,257</b></u> |

**Total Charges for Current Services**

**\$4,004,434**

**County of Plumas**  
**County Financial Transactions Report**  
**Statement of Revenues**

**Miscellaneous Revenues**

Fiscal Year 2014

Miscellaneous Revenues (Use applicable revenue source or specify)

|  |                  |
|--|------------------|
| Other Sales  | 0                |
| Tobacco Settlement                                   | 176,173          |
| Welfare Repayments                                   | 91,419           |
| Cancelled Warrants                                   |                  |
| Other Miscellaneous (Specify, maximum of 10 entries) | <b>\$488,368</b> |

Specify:

Amount:

|  |                  |
|--|------------------|
| Donations  | 99,833           |
| 4850 w/c salary reimbursement                    | 38,548           |
| Contributions from outside entities (non-county) | 153,938          |
| Jail Inmate commissary reimbursement             | 38,555           |
| Rebates and unclaimed funds                      | 51,318           |
| Safety incentives                                | 69,098           |
| Other miscellaneous                              | 37,078           |
| <b>Total:</b>                                    | <b>\$488,368</b> |

**Total Miscellaneous Revenue**

**\$755,960**

**County of Plumas**  
**County Financial Transactions Report**  
**Statement of Revenues**

**Other Financing Sources**

Fiscal Year                    2014

|                                      |                 |
|--------------------------------------|-----------------|
| Sale of Fixed Assets                 | 59,485          |
| Proceeds from the Sale of Bonds      |                 |
| Other Long-Term Debt Proceeds        |                 |
| <b>Total Other Financing Sources</b> | <b>\$59,485</b> |

1. For all proceeds reported, please enter a footnote specifying the related debt schedule(s).
2. Report any short-term proceeds as "Other Long-Term Debt Proceeds."

**County of Plumas**  
**County Financial Transactions Report**  
**Statement of Revenues**

**Transfers In**

Fiscal Year                      2014

|   |              |
|---|--------------|
| <b>Grand Total of Revenues Before Transfers</b>   | \$51,296,500 |
| <b>Airport</b> <i>(Enter any transfers on the Airport activity/enterprise form)</i>                     | \$0          |
| <b>Hospital</b> <i>(Enter any transfers on the Hospital activity/enterprise form)</i>                   | \$0          |
| <b>Refuse</b> <i>(Enter any transfers on the Refuse activity/enterprise form)</i>                       | \$0          |
| <b>Other</b> <i>(Enter any transfers on the Other enterprise form)</i>                                  | \$95,554     |
| <b>Total Transfers In from Enterprise(s)</b>  | \$95,554     |
| <b>Operating Transfers between Funds other than<br/>Governmental and Enterprise (i.e., Trust Funds)</b> | -            |
| <b>Total Revenues and Transfers In</b>  | \$51,392,054 |
| <b>Interfund Operating Transfers within Governmental Funds</b>  | 14,182,499   |

**County of Plumas**  
**County Financial Transactions Report**  
**Statement of Expenditures**

General

| Fiscal Year                                 | 2014 | Operating<br>Expenditures | Capital Outlay | Total              |
|---|------|---------------------------|----------------|--------------------|
|   |      | A                         | B              |                    |
| <b>Legislative and Administrative</b>       |      |                           |                |                    |
| Board of Supervisors                        |      | 461,377                   |                |                    |
| Clerk of the Board                          |      | 84,000                    |                |                    |
| Administrative Officer                      |      | 1,408                     |                |                    |
| Council of Governments                      |      |                           |                |                    |
| Other                                       |      | 366,094                   |                |                    |
| <b>Total Legislative and Administrative</b> |      | <b>\$912,879</b>          | <b>\$0</b>     | <b>\$912,879</b>   |
| <b>Finance</b>                              |      |                           |                |                    |
| Auditor - Controller                        |      | 667,770                   |                |                    |
| Treasurer - Tax Collector                   |      | 595,641                   |                |                    |
| Assessor                                    |      | 681,947                   |                |                    |
| Purchasing Agent                            |      |                           |                |                    |
| Other                                       |      |                           |                |                    |
| <b>Total Finance</b>                        |      | <b>\$1,945,358</b>        | <b>\$0</b>     | <b>\$1,945,358</b> |
| <b>Counsel</b>                              |      |                           |                |                    |
| County Counsel                              |      | 434,807                   |                |                    |
| District Attorney (Legal Advice)            |      |                           |                |                    |
| Other                                       |      |                           |                |                    |
| <b>Total Counsel</b>                        |      | <b>\$434,807</b>          | <b>\$0</b>     | <b>\$434,807</b>   |
| Personnel                                   |      | 288,729                   |                | \$288,729          |
| Elections                                   |      | 287,106                   |                | \$287,106          |
| Communications                              |      |                           |                | \$0                |
| Property Management                         |      | 1,181,206                 | 17,914         | \$1,199,120        |
| <b>Plant Acquisition</b>                    |      |                           |                |                    |
| Jails                                       |      |                           |                |                    |
| Courts                                      |      |                           |                |                    |
| Other                                       |      | 97                        |                |                    |
| <b>Total Plant Acquisition</b>              |      | <b>\$97</b>               | <b>\$0</b>     | <b>\$97</b>        |
| Promotion                                   |      | 473,117                   |                | \$473,117          |
| Other General                               |      | 937,701                   | 5,500          | \$943,201          |

**County of Plumas**  
**County Financial Transactions Report**  
**Statement of Expenditures**

**Public Protection**

Fiscal Year                      2014

|  | Operating<br>Expenditures | Capital Outlay | Total              |
|--|---------------------------|----------------|--------------------|
|  | A                         | B              |                    |
| <b>Judicial</b>  |                           |                |                    |
| Trial Court Maintenance of Effort (MOE)<br><i>(GC 77201.1 - Remitted to the State)</i>             | 154,384                   |                |                    |
| Fifty Percent Excess Revenue Calculation<br><i>(GC 77205 - Remitted to the State)</i>              | 25,593                    |                |                    |
| Other Trial Court<br><i>(Include Non-Rule 810-Facility Related<br/>and MOE Penalties GC 68065)</i> | 279,777                   |                |                    |
| County Clerk   |                           |                |                    |
| Grand Jury (Including Audit)   | 28,537                    |                |                    |
| District Attorney - Prosecution  | 1,189,234                 |                |                    |
| District Attorney - Family Support   | 711,160                   |                |                    |
| Public Defender  | 358,864                   |                |                    |
| Court Appointed Counsel  |                           |                |                    |
| Other  |                           |                |                    |
| <b>Total Judicial</b>  | <b>\$2,747,549</b>        | <b>\$0</b>     | <b>\$2,747,549</b> |
| <b>Police Protection</b>   | <b>6,117,666</b>          | <b>249,086</b> | <b>\$6,366,752</b> |
| <b>Detention and Correction</b>  |                           |                |                    |
| Adult Detention  | 1,749,443                 |                |                    |
| Juvenile Detention   |                           |                |                    |
| Probation  | 1,091,082                 |                |                    |
| <b>Total Detention and Correction</b>  | <b>\$2,840,525</b>        | <b>\$0</b>     | <b>\$2,840,525</b> |
| <b>Fire Protection</b>   |                           |                | <b>\$0</b>         |
| <b>Flood Control - Soil and Water Conservation</b>   |                           |                | <b>\$0</b>         |
| <b>Protective Inspection</b>   |                           |                |                    |
| Agricultural Commissioner  | 328,201                   |                |                    |
| Building Inspector   | 586,200                   |                |                    |
| Livestock Inspector  |                           |                |                    |

**County of Plumas**  
**Counties Financial Transactions Report**  
**Statement of Expenditures**

**Public Protection**

Fiscal Year                    2014

|                                    |                    |                 |                    |
|------------------------------------|--------------------|-----------------|--------------------|
| Sealer of Weights and Measures     |                    |                 |                    |
| <b>Total Protective Inspection</b> | <b>\$914,401</b>   | <b>\$0</b>      | <b>\$914,401</b>   |
| <b>Other Protection</b>            |                    |                 |                    |
| LAFCO                              | 50,677             |                 |                    |
| Recorder                           | 458,303            |                 |                    |
| Coroner                            |                    |                 |                    |
| Emergency Services                 | 132,510            |                 |                    |
| Planning and Zoning                | 538,701            |                 |                    |
| Humane Services (Pound)            | 187,783            | 12,772          |                    |
| Other                              | 32,706             |                 |                    |
| <b>Total Other Protection</b>      | <b>\$1,400,680</b> | <b>\$12,772</b> | <b>\$1,413,452</b> |



**County of Plumas**  
**County Financial Transactions Report**  
**Statement of Expenditures**

**Public Ways and Facilities**

Fiscal Year                    2014

|                          | Operating<br>Expenditures<br>A | Capital Outlay<br>B | Total       |
|--------------------------|--------------------------------|---------------------|-------------|
| Roads                    | 7,415,341                      | 580,579             | \$7,995,920 |
| Transportation Terminals |                                |                     | \$0         |
| Transportation Systems   |                                |                     | \$0         |
| Parking Facilities       |                                |                     | \$0         |

**County of Plumas**  
**Counties Financial Transactions Report**  
**Statement of Expenditures**

Health

Fiscal Year            2014

|                                 | Operating<br>Expenditures<br>A. | Capital Outlay<br>B | Total       |
|---------------------------------|---------------------------------|---------------------|-------------|
| Public Health                   | 4,125,356                       | 33,551              | \$4,158,907 |
| Medical Care                    | 68,625                          |                     | \$68,625    |
| Mental Health                   | 3,285,717                       | 7,359               | \$3,293,076 |
| Drug and Alcohol Abuse Services | 504,624                         | 44,996              | \$549,620   |

**County of Plumas**  
**County Financial Transactions Report**  
**Statement of Expenditures**

Sanitation

Fiscal Year            2014

|                     | Operating<br>Expenditures | Capital Outlay | Total |
|---------------------|---------------------------|----------------|-------|
| Sanitation Services | 0                         |                | \$0   |

**County of Plumas**  
**County Financial Transactions Report**  
**Statement of Expenditures**

**Public Assistance**

| Fiscal Year                          | 2014 | Operating<br>Expenditures | Capital Outlay  | Total              |
|--------------------------------------|------|---------------------------|-----------------|--------------------|
| Welfare                              |      | A                         | B               |                    |
| Administration                       |      | 3,476,039                 | 26,752          |                    |
| Aid Programs Cash                    |      | 3,286,362                 |                 |                    |
| <b>Total Welfare</b>                 |      | <b>\$6,762,401</b>        | <b>\$26,752</b> | <b>\$6,789,153</b> |
| <b>Social Services</b>               |      |                           |                 |                    |
| Administration and Programs          |      | 914,900                   |                 |                    |
| Other                                |      |                           |                 |                    |
| <b>Total Social Services</b>         |      | <b>\$914,900</b>          | <b>\$0</b>      | <b>\$914,900</b>   |
| <b>General Relief</b>                |      |                           |                 |                    |
| Aid to Indigents                     |      | 88,163                    |                 |                    |
| Indigent Burials                     |      |                           |                 |                    |
| <b>Total General Relief</b>          |      | <b>\$88,163</b>           | <b>\$0</b>      | <b>\$88,163</b>    |
| Care of Court Wards                  |      | 30,182                    |                 | \$30,182           |
| Veterans Services                    |      | 79,483                    |                 | \$79,483           |
| <b>Other Public Assistance</b>       |      |                           |                 |                    |
| Workforce Investment Act (WIA)       |      |                           |                 |                    |
| Other                                |      | 121,245                   |                 |                    |
| <b>Total Other Public Assistance</b> |      | <b>\$121,245</b>          | <b>\$0</b>      | <b>\$121,245</b>   |

**County of Plumas**  
**Counties Financial Transactions Report**  
**Statement of Expenditures**

**Education**

Fiscal Year            2014

|                        | Operating<br>Expenditures<br>A | Capital Outlay<br>B | Total     |
|------------------------|--------------------------------|---------------------|-----------|
| School Administration  | 0                              |                     | \$0       |
| Library Services       | 534,912                        |                     | \$534,912 |
| Agricultural Education | 82,707                         |                     | \$82,707  |
| Other Education        |                                |                     | \$0       |

**County of Plumas**  
**County Financial Transactions Report**  
**Statement of Expenditures**  
**Recreation and Cultural Services**

| Fiscal Year                | 2014 | Operating<br>Expenditures<br>A | Capital Outlay<br>B | Total     |
|----------------------------|------|--------------------------------|---------------------|-----------|
| Recreation Facilities      |      | 126,529                        |                     | \$126,529 |
| Cultural Services          |      | 103,419                        |                     | \$103,419 |
| Veterans Memorial Building |      | 93,363                         |                     | \$93,363  |
| Small Craft Harbors        |      |                                |                     | \$0       |

**County of Plumas**  
**County Financial Transactions Report**  
**Statement of Expenditures**  
**Debt Service**

Fiscal Year                    2014

|  | Operating<br>Expenditures<br>A | Capital Outlay<br>B | Total     |
|--|--------------------------------|---------------------|-----------|
| Retirement of Long-Term Debt                               | 470,000                        |                     | \$470,000 |
| Interest on Long-Term Debt                                 | 751,525                        |                     | \$751,525 |
| Principal and Interest on Short-Term<br>Notes and Warrants |                                |                     |           |

**County of Plumas**  
**Counties Financial Transactions Report**  
**Statement of Expenditures**

**Transfers Out**

| Fiscal Year   | 2014   | Operating<br>Expenditures<br>A | Capital Outlay<br>B | Total        |
|---|--|--------------------------------|---------------------|--------------|
| <b>Grand Total of Expenditures Before Transfers</b>   |  | \$46,040,313                   | \$978,509           | \$47,018,822 |
| <b>Airport</b>  | <i>(Enter any transfers on the Airport activity form)</i>  | \$20,000                       |                     |              |
| <b>Hospital</b>   | <i>(Enter any transfers on the Hospital activity form)</i> | \$0                            |                     |              |
| <b>Refuse</b>   | <i>(Enter any transfers on the Refuse activity form)</i>   | \$0                            |                     |              |
| <b>Other</b>  | <i>(Enter any transfers on the Other enterprise form)</i>  | \$0                            |                     |              |
| <b>Total Transfers Out to Enterprise(s) Only</b>  |  | \$20,000                       |                     |              |
| Operating Transfers between Funds other than<br>Governmental and Enterprise (i.e., Trust Funds) |  |                                |                     |              |
| <b>Total Expenditures and Transfers Out</b>   |  | \$46,060,313                   | \$978,509           | \$47,038,822 |
| Interfund Operating Transfers within Governmental Funds   |  | \$14,182,499                   |                     |              |



County of \_\_\_\_\_  
**Counties Financial Transactions Report**  
**Long Term Debts**

Fiscal Year                    2014

|  |  |
|--|--|
| Forward from Prior Year                              |  |
| Debt Schedule  |  |
| Fund Type  |  |
| Purpose of Issue                                     |  |
| Year of Issue  |  |
| Maturity Dates Beginning                             |  |
| Maturity Dates Ending                                |  |
| Principal Authorized                                 |  |
| Principal Issued                                     |  |
| <b>Unmatured Principal, Beginning of Fiscal Year</b> |  |
| Adjustments to Principal in CY                       |  |
| Reason for Adjustment to Principal in CY             |  |
| Principal Issued in CY                               |  |
| Current Year Principal Payment                       |  |
| Principal Defeased in CY                             |  |
| <b>Principal Payments to Date</b>                    |  |
| <b>Unmatured Principal, End of Fiscal Year</b>       |  |
| Current Year Interest Payment                        |  |
| Amount Delinquent Principal                          |  |
| Amount Delinquent Interest                           |  |

**County of Plumas**  
**Counties Financial Transactions Report**  
**Other Long-Term Debts**

|  |                     |                               |
|--|---------------------|-------------------------------|
| Fiscal Year  | 2014                |                               |
| Forward from Prior Year                                  | (No Entry Required) | Yes                           |
| Debt Schedule  | (No Entry Required) | Other Long-Term Debt Schedule |
| Fund Type  |                     | Governmental                  |
| Purpose (Purpose Field Must be Unique, Do Not Duplicate) |                     | Compensated Absences          |
| Year of Issue  | (No Entry Required) |                               |
| Maturity Dates Beginning                                 | (No Entry Required) |                               |
| Maturity Dates Ending                                    | (No Entry Required) |                               |
| Principal Authorized                                     | (No Entry Required) |                               |
| Principal Issued   | (No Entry Required) |                               |
| Unmatured Principal, Beginning of Fiscal Year            |                     | \$2,452,589                   |
| Adjustments to Principal in CY                           |                     | 22,236                        |
| Reason for Adjustment to Principal in CY                 |                     | accrued more leave than taken |
| Principal Issued in CY                                   | (No Entry Required) |                               |
| Current Year Principal Payment                           |                     |                               |
| Principal Defeased in CY                                 |                     |                               |
| Principal Payments to Date                               |                     | \$0                           |
| Unmatured Principal, End of Fiscal Year                  |                     | \$2,474,825                   |
| Current Year Interest Payment                            |                     |                               |
| Amount Delinquent Principal                              |                     |                               |
| Amount Delinquent Interest                               |                     |                               |

**Include on this schedule:**

1. All other debt not listed on the "Long-Term Debt Form."
2. Capital leases with an original term greater than 1 year but less than 10 years.
3. Interfund loans and other liability-type debt (e.g., Compensated Absences and Pre/Post Closure Landfill).

**County of Plumas**  
**County Financial Transactions Report**  
**Other Long-Term Debts**

|  |                     |                                |
|--|---------------------|--------------------------------|
| Fiscal Year  | 2014                |                                |
| Forward from Prior Year                                  | (No Entry Required) | Yes                            |
| Debt Schedule  | (No Entry Required) | Other Long-Term Debt Schedule  |
| Fund Type  |                     | Enterprise                     |
| Purpose (Purpose Field Must be Unique, Do Not Duplicate) |                     | Postclosure Landfill Liability |
| Year of Issue  | (No Entry Required) |                                |
| Maturity Dates Beginning                                 | (No Entry Required) |                                |
| Maturity Dates Ending                                    | (No Entry Required) |                                |
| Principal Authorized                                     | (No Entry Required) |                                |
| Principal Issued   | (No Entry Required) |                                |
| Unmatured Principal, Beginning of Fiscal Year            |                     | \$2,409,192                    |
| Adjustments to Principal in CY                           |                     | 37,046                         |
| Reason for Adjustment to Principal in CY                 |                     | annual closure increase        |
| Principal Issued in CY (No Entry Required)               |                     |                                |
| Current Year Principal Payment                           |                     |                                |
| Principal Defeased in CY                                 |                     |                                |
| Principal Payments to Date                               |                     | \$0                            |
| Unmatured Principal, End of Fiscal Year                  |                     | \$2,446,238                    |
| Current Year Interest Payment                            |                     |                                |
| Amount Delinquent Principal                              |                     |                                |
| Amount Delinquent Interest                               |                     |                                |

**Include on this schedule:**

1. All other debt not listed on the "Long-Term Debt Form."
2. Capital leases with an original term greater than 1 year but less than 10 years.
3. Interfund loans and other liability-type debt (e.g., Compensated Absences and Pre/Post Closure Landfill).

**County of Plumas**  
**Counties Financial Transactions Report**  
**Lease Obligations**

Fiscal Year 2014

|  |                               |
|--|-------------------------------|
| Forward from Prior Year  | Yes                           |
| Fund Type Reporting Loan   | Governmental                  |
| Purpose of Lease   | Capital Improvement Buildings |
| Original Term of Lease (number of years)   | 30                            |
| Type of Lease  | Lease                         |
| Name of Lessor   | Plumas County Pu              |
| Total Future Principal and Interest Unmatured to Date, Beginning of Fiscal Year  | 24,174,608                    |
| Initial Amount of Lease Obligation   |                               |
| Current Year Principal Payment   | 470,000                       |
| Current Year Interest Payment  | 751,525                       |
| Adjustment(s) to Principal and Interest in CY                                    |                               |
| Reason for Adjustment(s) to Principal and Interest in CY                         |                               |
| <b>Total Future Principal and Interest Unmatured to Date, End of Fiscal Year</b> | <b>\$22,953,083</b>           |
| <b>Total Unmatured Principal (Only) End of Fiscal Year</b>                       | <b>14,720,000</b>             |

1. Report leases individually (Do not combine leases).
2. Report on this schedule only capital leases with an original term of 10 or more years where the local agency acquires ownership of the property. Continue reporting the capital lease on this schedule until the lease is defeased or fully matured.
3. Report leases with an original term greater than 1 year, but less than 10 years on the "Other Long-Term Debt Form."

**County of Plumas**  
**County Financial Transactions Report**  
**Balance Sheet**

Fiscal Year 2014

Government Fund Types

|  | A                  | B                   | C            | D                  |
|--|--------------------|---------------------|--------------|--------------------|
|  | General            | Special Revenue     | Debt Service | Capital Projects   |
| <b>Assets</b>                                    |                    |                     |              |                    |
| Current Assets                                   | 9,059,911          | 37,094,613          |              | 1,779,645          |
| Non-Current Assets                               | 135,296            |                     |              |                    |
| <b>Total Assets</b>                              | <b>\$9,195,207</b> | <b>\$37,094,613</b> | <b>\$0</b>   | <b>\$1,779,645</b> |
| <b>Liabilities</b>                               |                    |                     |              |                    |
| Current Liabilities                              | 1,492,391          | 1,614,871           |              |                    |
| Non-Current Liabilities                          |                    |                     |              |                    |
| <b>Total Liabilities</b>                         | <b>\$1,492,391</b> | <b>\$1,614,871</b>  | <b>\$0</b>   | <b>\$0</b>         |
| <b>Retained Earnings/Fund Balance</b>            |                    |                     |              |                    |
| Reserved   | 2,145,381          | 812,681             |              |                    |
| Unreserved                                       | 5,557,435          | 34,667,061          |              | 1,779,645          |
| <b>Total Retained Earnings/<br/>Fund Balance</b> | <b>\$7,702,816</b> | <b>\$35,479,742</b> | <b>\$0</b>   | <b>\$1,779,645</b> |
| <b>Total Fund Equity</b>                         | <b>\$7,702,816</b> | <b>\$35,479,742</b> | <b>\$0</b>   | <b>\$1,779,645</b> |
| <b>Total Liabilities<br/>and Fund Equity</b>     | <b>\$9,195,207</b> | <b>\$37,094,613</b> | <b>\$0</b>   | <b>\$1,779,645</b> |

**County of Plumas**  
**Counties Financial Transactions Report**  
**Balance Sheet**

Fiscal Year            2014

|  | Proprietary Fund Types |                    | Fiduciary Fund Types | Account Groups       |                        |
|--|------------------------|--------------------|----------------------|----------------------|------------------------|
|  | E                      | F                  | G                    | H                    | I                      |
|  | Enterprise             | Internal Service   | Trust And Agency     | General Fixed Assets | General Long-Term Debt |
| <b>Assets</b>                                    |                        |                    |                      |                      |                        |
| Current Assets                                   | 8,916,576              | 3,909,735          | 46,199,220           |                      |                        |
| Non-Current Assets                               |                        |                    |                      | 96,131,946           | \$17,194,825           |
| <b>Total Assets</b>                              | <b>\$8,916,576</b>     | <b>\$3,909,735</b> | <b>\$46,199,220</b>  | <b>\$96,131,946</b>  | <b>\$17,194,825</b>    |
| <b>Liabilities</b>                               |                        |                    |                      |                      |                        |
| Current Liabilities                              | 58,478                 |                    | 4,158,168            |                      |                        |
| Non-Current Liabilities                          | 2,524,192              | 2,799,560          |                      |                      | \$17,194,825           |
| <b>Total Liabilities</b>                         | <b>\$2,582,670</b>     | <b>\$2,799,560</b> | <b>\$4,158,168</b>   |                      | <b>\$17,194,825</b>    |
| <b>Fund Equity</b>                               |                        |                    |                      |                      |                        |
| Contributed Capital                              |                        |                    |                      |                      |                        |
| Investment in General Fixed Assets               |                        |                    |                      | \$96,131,946         |                        |
| <b>Retained Earnings/Fund Balance</b>            |                        |                    |                      |                      |                        |
| Reserved   | 4,648,355              | 8,600              | 61,924               |                      |                        |
| Unreserved                                       | 1,685,551              | 1,101,575          | 41,979,128           |                      |                        |
| <b>Total Retained Earnings/<br/>Fund Balance</b> | <b>\$6,333,906</b>     | <b>\$1,110,175</b> | <b>\$42,041,052</b>  |                      |                        |
| <b>Total Fund Equity</b>                         | <b>\$6,333,906</b>     | <b>\$1,110,175</b> | <b>\$42,041,052</b>  | <b>\$96,131,946</b>  |                        |
| <b>Total Liabilities and Fund Equity</b>         | <b>\$8,916,576</b>     | <b>\$3,909,735</b> | <b>\$46,199,220</b>  | <b>\$96,131,946</b>  | <b>\$17,194,825</b>    |

**County of Plumas  
Counties Financial Transactions Report  
Statistics and Summary**

Fiscal Year 2014

|   |            |
|---|------------|
| Current Transient Lodging Tax Rate  | 9,000      |
| Effective Date of Current Transient Lodging Tax Rate                                  | 10/1 /1990 |
| Current Utility User Tax Rate   |            |
| Current Year Property Tax Delinquency as of June 30, 2014<br>as a Percent of Tax Levy | 1.830      |

|  |              |
|--|--------------|
| Appropriations Limit                             | 30,133,570   |
| Total Annual Appropriations Subject to the Limit | 15,550,588   |
| Beginning Fund Balance                           | \$40,295,949 |
| Add: Revenues During Fiscal Year                 | \$51,296,500 |
| Transfers In                                     | \$95,554     |
| Adjustments (Specify, maximum of 5 entries)      | \$313,022    |

Specify:

Amount:

|  |                  |
|--|------------------|
| FY 12-13 transactions after report data cutoff | 313,022          |
| <b>Total:</b>                                  | <b>\$313,022</b> |

|   |              |
|---|--------------|
| Total Adjustments and Transfers In          | \$408,576    |
| Subtotal                                    | \$92,001,025 |
| Deduct: Expenditures During Fiscal Year     | \$47,018,822 |
| Transfers Out                               | \$20,000     |
| Adjustments (Specify, maximum of 5 entries) |              |

Specify:

Amount:

|  |  |
|--|--|
|  |  |
|  |  |
|  |  |
|  |  |
|  |  |

|                                     |              |
|-------------------------------------|--------------|
| Total Adjustments and Transfers Out | \$20,000     |
| Ending Fund Balance                 | \$44,962,203 |



**2015-16**

**BUDGET**



## Table of Contents

County Official Listing

Resolution Adopting Budget

Administrative and Budgetary Controls

Position Allocation Listing

County Budget Schedules

|             |   |            |
|-------------|---|------------|
| Schedule 1  | Summary, All Funds  | 1.1        |
| Schedule 2  | Summary, Governmental Funds   | 2.1-2.2    |
| Schedule 3  | Fund Balance, Governmental Funds  | 3.1-3.2    |
| Schedule 4  | Reserves/Designations, Governmental Funds   | 4.1        |
| Schedule 5  | Additional Financing Sources by Source and Fund-Summary, Governmental Funds                   | 5.1-5.2    |
| Schedule 6  | Additional Financing Sources by Fund and Account-Detail, Governmental Funds                   | 6.1-6.10   |
| Schedule 7  | Financing Uses by Function and Fund-Summary Governmental Funds                                | 7.1-7.3    |
| Schedule 8  | Financing Uses by Function, Activity, and Budget Unit-Detail, Governmental Funds              | 8.1-8.7    |
| Schedule 9  | Financing Sources and Uses by Budget Unit by Object, Governmental Funds                       | 9.1-9.147  |
| Schedule 10 | Operation of Internal Service Funds   | 10.1-10.3  |
| Schedule 11 | Operation of Enterprise Funds   | 11.1-11.4  |
| Schedule 12 | Summary, Special Districts and Other Agencies   | 12.1       |
| Schedule 13 | Fund Balance, Special Districts and Other Agencies  | 13.1       |
| Schedule 14 | Reserves/Designations, Special Districts and Other Agencies                                   | 14.1       |
| Schedule 15 | Additional Financing Sources by Source and Fund-Summary, Special Districts and Other Agencies | 15.1-15.13 |

Tax Rates, Resolution Adopting Rates

Tax Values, Certified Values by Tax Base

Appropriation Limits, Resolution Adopting Prop 4/Gann's Spending Limits

County Financial Transactions Report

**COUNTY OF PLUMAS**  
**County Officials**

**ELECTED OFFICIALS**

Supervisor, District 1 ..... Terry Swofford  
Supervisor, District 2 ..... Kevin Goss  
Supervisor, District 3 ..... Sherrie Thrall  
Supervisor, District 4 ..... Lori Simpson  
Supervisor, District 5 ..... Jeff Engel

Assessor ..... Charles Leonhardt  
Auditor/Controller (Acting) ..... Roberta Allen  
Clerk/Recorder ..... Kathleen Williams  
District Attorney and Public Administrator ..... David Hollister  
Sheriff/Coroner ..... Greg Hagwood  
Treasurer/Tax Collector/Collections ..... Julie White

**DEPARTMENT DIRECTORS/ADMINISTRATORS**

Administrative Officer, General Services ..... Vacant  
Agricultural Commissioner/Sealer of Weights & Measure/Animal Control ..... Tim Gibson  
Building ..... John Cunningham  
Child Support Services ..... Michelle Blackford  
Clerk of the Board of Supervisors ..... Nancy Daforno  
County Counsel ..... Craig Settlemyre  
Environmental Health Director ..... Jerry Sipe  
Facility Services ..... Donald Sawchuck  
Fair ..... John Steffanic  
Farm Advisor ..... Holly George  
Human Resources ..... Gayla Trumbo  
Information Technology ..... Dave Preston  
Librarian (Acting) ..... Lynn Sheehy  
Mental Health (Interim) ..... Peter Livingston  
Museum ..... Scott Lawson  
Office of Emergency Services ..... Jerry Sipe  
Planning ..... Randall Wilson  
Probation ..... Sharon Reinert  
Public Health/Veteran's Service ..... Mimi Hall  
Public Works ..... Robert Perreault  
Social Services and Public Guardian ..... Elliott Smart

RESOLUTION NO. 15- 8105

**A RESOLUTION ADOPTING THE FINAL BUDGET FOR PLUMAS COUNTY AND THE DEPENDENT SPECIAL DISTRICTS THEREIN FOR FISCAL YEAR 2015-2016, IN ACCORDANCE WITH GOVERNMENT CODE §29092, AND OTHER BUDGETARY ADMINISTRATIVE CONTROLS IN ACCORDANCE WITH §29092**

**WHEREAS**, the Proposed Budget for FY 2015-2016 for Plumas County was prepared and distributed according to law, and a copy of the Proposed Budget is on file with the Clerk of the Board; and

**WHEREAS**, the Board of Supervisors hearing on the Final Budget commenced on September 15, 2015 for the full consideration and discussion of all relevant matters, and was closed on September 29, 2015; and,

**WHEREAS**, the Board of Supervisors now seeks to adopt the Final Budget in accordance with Government Code §29000 et. seq., along with budgetary administrative controls, and adopt final budgets for Special District for which the Board of Supervisors is the governing board.

**NOW, THEREFORE, BE IT RESOLVED** by the Board of Supervisors, County of Plumas, State of California, as follows:

1. The recommended budget has been modified as the result of meeting with departments and conducting a Public Hearing in order to constitute the Final Budget for FY 2015-2016 for Plumas County and those Special Districts governed by the Board of Supervisors.
2. The Final Budget contains 411.875 positions, and totals of \$98,807,907 for all County funds, and \$7,861,193 for all dependent districts.
3. **Exhibit "A"** to the Final Budget provides the budget specifications required by subdivisions (a) through (g) of Government Code §29089 are hereby adopted as the 2015-2016 Final Budget.
4. **Exhibit "B"** to the Final Budget shall be added, which is incorporated by reference, showing additional budgetary assumptions and administrative controls authorized pursuant to Government Code §29092 and §29125.
5. **Exhibit "C"** is the Position allocation which sets forth the number and classification of all positions approved by the Board of Supervisors.
6. A copy of the Final Budget shall be filed with the Clerk of the Board and State Controller as required by law.

The foregoing Resolution was duly passed and adopted by the Board of Supervisors of the County of Plumas, State of California, at a regular meeting of said Board held on the 29th day of September 2015 by the following vote:

**AYES:** SUPERVISORS THRALL, ENGEL, SIMPSON, SWOFFORD, GOSS


**NOES:** NONE

**ABSENT:** NONE



Chair, Board of Supervisors

**ATTEST:**



Nancy DaForno,  
Clerk of the Board

**ADMINISTRATIVE AND BUDGETARY CONTROLS CONSISTENT WITH  
GOVERNMENT CODE SECTIONS 29092 AND 29125,  
DURING FISCAL YEAR 2015-2016**

Consistent with Government Code Section 29092, the Board of Supervisors adopts these Administrative and Budgetary Controls for the administration of the Plumas County 2015-2016 Budget.

**County Owned Personal Property**

The disposition, lease, sale or trade-in of all County owned personal property shall be the Purchasing Agent's or his/her designee's sole responsibility consistent with Government Code Section 25504 and Plumas County Code 3-1.19.

**Contracts and Leases**

A County Department Head may approve contracts for which an appropriation is budgeted, not exceeding three thousand dollars (\$3,000) in value.

**Special Travel**

The Auditor/Controller shall approve any cumulative transfer within a budget unit of less than \$750 into a departmental Special Travel account in a fiscal year.

**Budget Transfers**

The Auditor/Controller has authority to approve transfers and revisions of appropriations within a budget unit if overall appropriations of the budget unit are not increased. Provided, however, no budget transfers in amounts greater than \$5,000 shall be allowed to, from or within Salaries and Benefits (all 51XXX series accounts) without prior approval of the Board of Supervisors.

**Critical Staffing**

The filling of all positions vacated during the 2015-2016 fiscal year shall be approved by the Board of Supervisors and supported by the Critical Staffing Questionnaire.

**Mid-Year Budget Review**

The Auditor/Controller shall provide the Board of Supervisors a mid-year budget report on or before February 14, 2016.

**Department Head and Auditor/Controller Responsibility**

Department Heads shall insure that no expenditure is made or obligation incurred in excess of the specific budget appropriation approved by the Board of Supervisors. Any expenditure or obligation incurred, in excess of the specific budget appropriation, shall be the personal obligation of the Department Head authorizing the expenditure or obligation. The Auditor/Controller shall issue no warrants unless specifically approved by the Board of Supervisors or the County Administrative Officer, within the delegated authority.

**Policies**

Department Heads and County employees are referred to existing County policies as provided in the County Policy Manual.

**POSITION  
ALLOCATION  
LISTING**

# Allocations 2015/2016

| <u>GENERAL</u>                            |              | 14/15     | 15/16     | 15/16       | 15/16     |
|---|--------------|-----------|-----------|-------------|-----------|
| CLASSIFICATION                            |              | Positions | Positions | Positions   | Positions |
|   |              | Adopted   | Requested | Recommended | Adopted   |
| <b>BOARD OF SUPERVISORS</b>               | <b>20010</b> |           |           |             |           |
| Supervisor                                |              | 5.000     | 5.000     | 5.000       | 5.000     |
| Executive Assistant/Board of Supervisors  |              | 1.000     | 1.000     | 1.000       | 1.000     |
|   |              | 6.000     | 6.000     | 6.000       | 6.000     |
| <b>ADMINISTRATIVE OFFICE</b>              | <b>20030</b> |           |           |             |           |
|   |              | 0.000     | 0.000     | 0.000       | 0.000     |
|   |              | 0.000     | 0.000     | 0.000       | 0.000     |
| <b>HUMAN RESOURCES</b>                    | <b>20035</b> |           |           |             |           |
| Human Resources Director                  |              | 1.000     | 1.000     | 1.000       | 1.000     |
| Human Resources Analyst II or             |              | 1.000     | 1.000     | 1.000       | 1.000     |
| Human Resources Analyst I                 |              | 0.000     | 0.000     | 0.000       | 0.000     |
| Human Resources Technician III or         |              | 1.000     | 1.000     | 1.000       | 1.000     |
| Human Resources Technician II or I        |              | 1.000     | 1.000     | 1.000       | 1.000     |
|   |              | 4.000     | 4.000     | 4.000       | 4.000     |
| <b>AUDITOR-CONTROLLER</b>                 | <b>20040</b> |           |           |             |           |
| Auditor/Controller                        |              | 1.000     | 1.000     | 1.000       | 1.000     |
| Assistant Auditor Controller OR           |              | 1.000     | 1.000     | 1.000       | 1.000     |
| Chief Deputy Auditor OR                   |              | 0.000     | 0.000     | 0.000       | 0.000     |
| Accountant                                |              | 1.000     | 1.000     | 1.000       | 1.000     |
| Assistant Risk Manager                    |              | 1.000     | 1.000     | 1.000       | 1.000     |
| Accountant Auditor/Liability Risk Analyst |              | 1.000     | 1.000     | 1.000       | 1.000     |
| Accountant/Workers Compensation Analyst   |              | 0.000     | 0.000     | 0.000       | 0.000     |
| Payroll Specialist II OR                  |              | 1.000     | 1.000     | 1.000       | 1.000     |
| Payroll Specialist I                      |              | 0.000     | 0.000     | 0.000       | 0.000     |
| Fiscal Support Coordinator OR             |              | 1.000     | 1.000     | 1.000       | 1.000     |
| Auditor Accounting Technician OR          |              | 0.000     | 0.000     | 0.000       | 0.000     |
| Auditor Accounting Clerk I or II          |              | 0.000     | 0.000     | 0.000       | 0.000     |
|   |              | 7.000     | 7.000     | 7.000       | 7.000     |
| <b>TREASURER-TAX COLLECTOR</b>            | <b>20050</b> |           |           |             |           |
| Treasurer/Tax Collector                   |              | 1.000     | 1.000     | 1.000       | 1.000     |
| Assistant Treasurer/Tax Collector         |              | 1.000     | 1.000     | 1.000       | 1.000     |
| Collections Officer I or II               |              | 0.000     | 0.000     | 0.000       | 0.000     |
| Accounting Technician                     |              | 0.000     | 0.000     | 0.000       | 0.000     |
| Treasurer/Tax Collections Officer         |              | 3.000     | 3.000     | 3.000       | 3.000     |
| Treasurer/Tax Specialist II or            |              | 1.000     | 1.000     | 1.000       | 1.000     |
| Treasurer/Tax Specialist I                |              | 0.000     | 0.000     | 0.000       | 0.000     |
|   |              | 6.000     | 6.000     | 6.000       | 6.000     |

**GENERAL**

| <b>CLASSIFICATION</b>                             | <b>2015</b>      | <b>2016</b>      | <b>2016</b>        | <b>2016</b>      |
|---|------------------|------------------|--------------------|------------------|
|   | <b>Positions</b> | <b>Positions</b> | <b>Positions</b>   | <b>Positions</b> |
|   | <b>Adopted</b>   | <b>Requested</b> | <b>Recommended</b> | <b>Adopted</b>   |
| <b>Assessor</b>                                   | <b>20060</b>     |                  |                    |                  |
| Assessor  | 1.000            | 1.000            | 1.000              | 1.000            |
| Assistant Assessor                                | 0.000            | 1.000            | 1.000              | 1.000            |
| Chief Appraiser                                   | 1.000            | 1.000            | 1.000              | 1.000            |
| Auditor/Appraiser III/ II/I or                    | 0.000            | 0.000            | 0.000              | 0.000            |
| Appraiser III or                                  | 3.000            | 3.000            | 3.000              | 3.000            |
| Appraiser II or                                   | 0.000            | 0.000            | 0.000              | 0.000            |
| Appraiser I or                                    | 0.000            | 0.000            | 0.000              | 0.000            |
| Appraiser Assistant                               | 0.000            | 0.000            | 0.000              | 0.000            |
| Department Fiscal Officer I or                    | 1.000            | 1.000            | 1.000              | 1.000            |
| Assessor's Officer Manager                        | 0.000            | 0.000            | 0.000              | 0.000            |
| GIS Technician                                    | 0.000            | 0.000            | 0.000              | 0.000            |
| Cadastral Drafting Specialist                     | 1.000            | 1.000            | 1.000              | 1.000            |
| Property Tax Assessment Technician OR             | 1.000            | 1.000            | 1.000              | 1.000            |
| Property Tax Assessment Specialist I or II        | 0.000            | 0.000            | 0.000              | 0.000            |
|   | 8.000            | 9.000            | 9.000              | 9.000            |
| <b>COUNTY COUNSEL</b>                             | <b>20080</b>     |                  |                    |                  |
| County Counsel                                    | 1.000            | 1.000            | 1.000              | 1.000            |
| Deputy County Counsel III OR                      | 0.000            | 1.000            | 1.000              | 1.000            |
| Deputy County Counsel II OR                       | 1.000            | 0.000            | 0.000              | 0.000            |
| Deputy County Counsel I                           | 0.000            | 0.000            | 0.000              | 0.000            |
| Management Analyst III/I                          | 0.000            | 0.000            | 0.000              | 0.000            |
| Paralegal I, II, or III                           | 1.000            | 1.000            | 1.000              | 1.000            |
|   | 3.000            | 3.000            | 3.000              | 3.000            |
| <b>ELECTIONS-COUNTY CLERK</b>                     | <b>20100</b>     |                  |                    |                  |
| Clerk/Recorder                                    | 0.4479           | 0.4479           | 0.4479             | 0.4479           |
| Assistant County Clerk/Recorder                   | 0.330            | 0.330            | 0.330              | 0.330            |
| Elections Specialist                              | 0.000            | 0.000            | 0.000              | 0.000            |
| Elections Coordinator                             | 0.750            | 0.750            | 0.750              | 0.750            |
| Elections Services Assistant I or II              | 0.000            | 1.000            | 1.000              | 1.000            |
| Deputy Clerk/Recorder II or I                     | 1.000            | 0.000            | 0.000              | 0.000            |
|   | 2.5279           | 2.5279           | 2.5279             | 2.5279           |
| <b>DEPARTMENT OF FACILITY SERVICES</b>            | <b>20120</b>     |                  |                    |                  |
| Director of Facility Services                     | 0.830            | 0.830            | 0.830              | 0.830            |
| Department Fiscal Officer I                       | 1.000            | 1.000            | 1.000              | 1.000            |
| Building & Grounds Maintenance Supervisor II OR I | 1.000            | 1.000            | 1.000              | 1.000            |
| Building & Grounds Maintenance Technician         | 1.000            | 1.000            | 1.000              | 1.000            |
| Building & Grounds Maintenance Worker II OR I     | 2.000            | 2.000            | 2.000              | 2.000            |
|   | 5.830            | 5.830            | 5.830              | 5.830            |



| <u>GENERAL</u>                                    |              | 14/15         | 15/16         | 15/16         | 15/16         |
|---|--------------|---------------|---------------|---------------|---------------|
|   |              | Positions     | Positions     | Positions     | Positions     |
| CLASSIFICATION                                    |              | Adopted       | Requested     | Recommended   | Adopted       |
| <b>PARKS SERVICES</b>                             | <b>20756</b> |               |               |               |               |
| Building & Grounds Maintenance Worker II OR I     |              | 1.000         | 1.000         | 1.000         | 1.000         |
|   |              | 1.000         | 1.000         | 1.000         | 1.000         |
| <b>FAIR***</b>                                    | <b>20190</b> |               |               |               |               |
| County Fair/Event Ctr Manager                     |              | 1.000         | 1.000         | 1.000         | 1.000         |
| Building & Grounds Maintenance Supervisor II or   |              | 1.000         | 1.000         | 1.000         | 1.000         |
| Building & Grounds Maintenance Supervisor I       |              | 0.000         | 0.000         | 0.000         | 0.000         |
|   |              | 2.000         | 2.000         | 2.000         | 2.000         |
| <b>ENGINEERING-PUBLIC WORKS</b>                   | <b>20210</b> |               |               |               |               |
| Senior Engineering Technician                     |              | 0.000         | 0.000         | 0.000         | 0.000         |
| Engineering Technician II or I                    |              | 2.000         | 2.000         | 2.000         | 2.000         |
| Fiscal & Technical Service Assistant III, II or I |              | 1.000         | 1.000         | 1.000         | 1.000         |
|   |              | 3.000         | 3.000         | 3.000         | 3.000         |
| <b>INFORMATION TECHNOLOGY</b>                     | <b>20220</b> |               |               |               |               |
| Information Systems Manager                       |              | 1.000         | 1.000         | 1.000         | 1.000         |
| Systems Analyst II or I                           |              | 1.000         | 1.000         | 1.000         | 1.000         |
| Programmer Analyst                                |              | 1.000         | 1.000         | 1.000         | 1.000         |
| Office Automation Specialist                      |              | 1.000         | 1.000         | 1.000         | 1.000         |
| Telecommunications Technician                     |              | 0.000         | 0.000         | 0.000         | 0.000         |
|   |              | 4.000         | 4.000         | 4.000         | 4.000         |
| <b>RECORDS MANAGEMENT</b>                         | <b>20469</b> |               |               |               |               |
| Clerk/Recorder                                    |              | 0.1042        | 0.1042        | 0.1042        | 0.1042        |
| Asst. County Clerk/Recorder                       |              | 0.330         | 0.330         | 0.330         | 0.330         |
|   |              | 0.4342        | 0.4342        | 0.4342        | 0.4342        |
| <b>RECORDS MODERNIZATION</b>                      | <b>22411</b> |               |               |               |               |
| Clerk/Recorder                                    |              | 0.020         | 0.020         | 0.020         | 0.020         |
| Asst. County Clerk/Recorder                       |              | 0.020         | 0.020         | 0.020         | 0.020         |
|   |              | 0.040         | 0.040         | 0.040         | 0.040         |
| <b>GENERAL TOTALS</b>                             |              | <b>52.832</b> | <b>53.832</b> | <b>53.832</b> | <b>53.832</b> |

|                          |              |              |              |              |
|--------------------------|--------------|--------------|--------------|--------------|
| <b>PUBLIC PROTECTION</b> | <b>14/15</b> | <b>15/16</b> | <b>15/16</b> | <b>15/16</b> |
|--------------------------|--------------|--------------|--------------|--------------|

| <b>CLASSIFICATION</b>                                 | <b>Positions<br/>Adopted</b> | <b>Positions<br/>Requested</b> | <b>Positions<br/>Recommended</b> | <b>Positions<br/>Adopted</b> |
|---|------------------------------|--------------------------------|----------------------------------|------------------------------|
| <b>CHILD SUPPORT SERVICES</b>                         | <b>70280</b>                 |                                |                                  |                              |
| Director of Child Support Services                    | 1.000                        | 1.000                          | 1.000                            | 1.000                        |
| Deputy Child Support Attorney II or                   | 0.250                        | 0.250                          | 0.250                            | 0.250                        |
| Deputy Child Support Attorney I                       | 0.000                        | 0.000                          | 0.000                            | 0.000                        |
| Assistant Director of Child Support Services or       | 1.000                        | 1.000                          | 1.000                            | 1.000                        |
| Child Support Accounting Specialist                   | 0.000                        | 0.000                          | 0.000                            | 0.000                        |
| Supervising Child Support Specialist                  | 0.000                        | 0.000                          | 0.000                            | 0.000                        |
| Child Support Specialist III or                       | 4.000                        | 4.000                          | 4.000                            | 4.000                        |
| Child Support Specialist II or                        | 0.000                        | 0.000                          | 0.000                            | 0.000                        |
| Child Support Specialist I or                         | 0.000                        | 0.000                          | 0.000                            | 0.000                        |
| Child Support Assistant I                             | 0.000                        | 0.000                          | 0.000                            | 0.000                        |
| Legal Services Assistant II or                        | 0.000                        | 0.000                          | 0.000                            | 0.000                        |
| Legal Services Assistant I                            | 1.000                        | 1.000                          | 1.000                            | 1.000                        |
| Administrative Assistant II or                        | 0.000                        | 0.000                          | 0.000                            | 0.000                        |
| Administrative Assistant I                            | 1.000                        | 1.000                          | 1.000                            | 1.000                        |
| Fiscal and Technical Services Assistant III OR        | 0.000                        | 0.000                          | 0.000                            | 0.000                        |
| Fiscal and Technical Services Assistant II            | 0.000                        | 0.000                          | 0.000                            | 0.000                        |
| Office Assistant III or                               | 0.000                        | 0.000                          | 0.000                            | 0.000                        |
| Office Assistant II or                                | 0.000                        | 0.000                          | 0.000                            | 0.000                        |
| Office Assistant I                                    | 0.000                        | 0.000                          | 0.000                            | 0.000                        |
|   | 8.250                        | 8.250                          | 8.250                            | 8.250                        |
| <b>ANIMAL CONTROL</b>                                 | <b>20428</b>                 |                                |                                  |                              |
| Animal Control Supervisor                             | 1.000                        | 0.600                          | 1.000                            | 1.000                        |
| Animal Control Officer II OR                          | 1.000                        | 1.400                          | 1.000                            | 1.000                        |
|   | 2.000                        | 2.000                          | 2.000                            | 2.000                        |
| <b>DISTRICT ATTORNEY/CRIMINAL</b>                     | <b>70301</b>                 |                                |                                  |                              |
| District Attorney                                     | 1.000                        | 1.000                          | 1.000                            | 1.000                        |
| Sr. DA Investigator                                   | 1.000                        | 1.000                          | 1.000                            | 1.000                        |
| District Attorney Investigator                        | 0.000                        | 0.000                          | 0.000                            | 0.000                        |
| Assistant District Attorney or                        | 1.000                        | 1.000                          | 1.000                            | 1.000                        |
| Deputy District Attorney III or                       | 0.000                        | 0.000                          | 0.000                            | 0.000                        |
| Deputy District Attorney II or I                      | 1.000                        | 1.000                          | 1.000                            | 1.000                        |
| Family Violence Officer                               | 0.000                        | 0.000                          | 0.000                            | 0.000                        |
| Department Fiscal Officer I or II OR                  | 0.600                        | 0.600                          | 0.600                            | 0.600                        |
| Grant Compliance Officer                              | 0.000                        | 0.000                          | 0.000                            | 0.000                        |
| District Attorney Administrator/Asst. Public Admin OR | 3.000                        | 3.000                          | 3.000                            | 3.000                        |
| Paralegal I, II or III OR                             | 0.000                        | 0.000                          | 0.000                            | 0.000                        |
| Legal Services Assistant II OR                        | 0.000                        | 0.000                          | 0.000                            | 0.000                        |
| Legal Services Assistant I                            | 0.000                        | 0.000                          | 0.000                            | 0.000                        |
| Investigative Assistant or                            | 0.800                        | 0.800                          | 0.800                            | 0.800                        |
| Investigation Specialist                              | 0.000                        | 0.000                          | 0.000                            | 0.000                        |
|   | 8.400                        | 8.400                          | 8.400                            | 8.400                        |
| <b>PUBLIC PROTECTION</b>                              | <b>14/15</b>                 | <b>15/16</b>                   | <b>15/16</b>                     | <b>15/16</b>                 |

| CLASSIFICATION                                   |              | Positions<br>Adopted | Positions<br>Requested | Positions<br>Recommended | Positions<br>Adopted |
|--|--------------|----------------------|------------------------|--------------------------|----------------------|
| <b>DISTRICT ATTORNEY/OCJP-ADA***</b>             | <b>70302</b> |                      |                        |                          |                      |
|  |              | 0.000                | 0.000                  | 0.000                    | 0.000                |
| <b>DA/SRVP GRANT</b>                             | <b>70306</b> |                      |                        |                          |                      |
|  |              | 0.000                | 0.000                  | 0.000                    | 0.000                |
|  |              | 0.000                | 0.000                  | 0.000                    | 0.000                |
| <b>DA/SLESF</b>                                  | <b>70307</b> |                      |                        |                          |                      |
| Alternative Sentencing Coordinator               |              | 1.000                | 1.000                  | 1.000                    | 1.000                |
| Community Care Case Manager                      |              | 2.000                | 2.000                  | 2.000                    | 2.000                |
| Legal Services Assistant I or II                 |              | 1.000                | 1.000                  | 1.000                    | 1.000                |
|  |              | 4.000                | 4.000                  | 4.000                    | 4.000                |
| <b>INTENSIVE DRUG OCJP-PROB.***</b>              | <b>20370</b> |                      |                        |                          |                      |
|  |              | 0.000                | 0.000                  | 0.000                    | 0.000                |
|  |              | 0.000                | 0.000                  | 0.000                    | 0.000                |
| <b>PROBATION</b>                                 | <b>20400</b> |                      |                        |                          |                      |
| Chief Probation Officer*                         |              | 1.000                | 1.000                  | 1.000                    | 1.000                |
| Supervising Deputy Probation Officer             |              | 1.000                | 1.000                  | 1.000                    | 1.000                |
| Department Fiscal Officer I or II                |              | 1.000                | 1.000                  | 1.000                    | 1.000                |
| Deputy Probation Officer III or                  |              | 7.000                | 7.000                  | 7.000                    | 7.000                |
| Deputy Probation Officer II or                   |              | 0.000                | 0.000                  | 0.000                    | 0.000                |
| Deputy Probation Officer I                       |              | 0.000                | 0.000                  | 0.000                    | 0.000                |
| Report Writer                                    |              | 1.000                | 1.000                  | 1.000                    | 1.000                |
| Probation Program Coordinator/Admin. Asst.       |              | 0.000                | 0.000                  | 0.000                    | 0.000                |
| Detention Coordinator                            |              | 0.000                | 0.000                  | 0.000                    | 0.000                |
| Probation Assistant                              |              | 2.000                | 2.000                  | 2.000                    | 2.000                |
| Legal Services Assistant II OR                   |              | 2.000                | 4.000                  | 4.000                    | 4.000                |
| Legal Services Assistant I                       |              | 0.000                | 0.000                  | 0.000                    | 0.000                |
| Administrative Assistant II or I                 |              | 1.000                | 0.000                  | 0.000                    | 0.000                |
| Office Assistant I, II or III                    |              | 1.000                | 0.000                  | 0.000                    | 0.000                |
|  |              | 17.000               | 17.000                 | 17.000                   | 17.000               |
| <b>PROBATION OFFENDER TREATMENT RECOVERY/ACT</b> | <b>20403</b> |                      |                        |                          |                      |
|  |              | 0.000                | 0.000                  | 0.000                    | 0.000                |
|  |              | 0.000                | 0.000                  | 0.000                    | 0.000                |
| <b>PROBATION INTENSIVE SUPERVISION</b>           | <b>20402</b> |                      |                        |                          |                      |
|  |              | 0.000                | 0.000                  | 0.000                    | 0.000                |
|  |              | 0.000                | 0.000                  | 0.000                    | 0.000                |
| <b>PROBATION- GRANT -ADULT HIGH RISK</b>         | <b>20409</b> |                      |                        |                          |                      |
|  |              | 0.000                | 0.000                  | 0.000                    | 0.000                |
|  |              | 0.000                | 0.000                  | 0.000                    | 0.000                |
| <b>PROBATION YOUTH OFFENDER BLOCK GRANT</b>      | <b>20415</b> |                      |                        |                          |                      |
| Fiscal Officer I or II                           |              | 0.000                | 0.000                  | 0.000                    | 0.000                |
| Probation Assistant                              |              | 1.000                | 1.000                  | 1.000                    | 1.000                |
|  |              | 1.000                | 1.000                  | 1.000                    | 1.000                |
| <b>PUBLIC PROTECTION</b>                         |              | <b>14/15</b>         | <b>15/16</b>           | <b>15/16</b>             | <b>15/16</b>         |

| CLASSIFICATION   |              | Positions<br>Adopted | Positions<br>Requested | Positions<br>Recommended | Positions<br>Adopted |
|--|--------------|----------------------|------------------------|--------------------------|----------------------|
| <b>PROBATION - AB109</b>                               | <b>20418</b> |                      |                        |                          |                      |
| Probation Officer I, II or III                         |              | 0.000                | 0.000                  | 0.000                    | 0.000                |
|  |              | 0.000                | 0.000                  | 0.000                    | 0.000                |
| <b>VICTIM WITNESS - Sheriff</b>                        | <b>20420</b> |                      |                        |                          |                      |
| Victim/Witness Coordinator                             |              | 1.000                | 1.000                  | 1.000                    | 1.000                |
|  |              | 1.000                | 1.000                  | 1.000                    | 1.000                |
| <b>PUB. GUARDIAN/CONS./SOCIAL SERVE.</b>               | <b>20430</b> |                      |                        |                          |                      |
| Chief Deputy Public Guardian/Conservator               |              | 1.000                | 1.000                  | 1.000                    | 1.000                |
| Deputy Public Guardian/Conservator II                  |              | 0.500                | 0.500                  | 0.500                    | 0.500                |
|  |              | 1.500                | 1.500                  | 1.500                    | 1.500                |
| <b>SHERIFF</b>   | <b>70330</b> |                      |                        |                          |                      |
| Sheriff/Coroner  |              | 1.000                | 1.000                  | 1.000                    | 1.000                |
| Undersheriff or  |              | 0.000                | 0.000                  | 0.000                    | 0.000                |
| Assistant Sheriff or                                   |              | 2.000                | 2.000                  | 2.000                    | 2.000                |
| Patrol Commander                                       |              | 0.000                | 0.000                  | 0.000                    | 0.000                |
| Sheriff Administrative Sergeant                        |              | 1.000                | 1.000                  | 1.000                    | 1.000                |
| Sheriff Investigator Sergeant                          |              | 1.000                | 1.000                  | 1.000                    | 1.000                |
| Jail Commander/Sheriff Sergeant                        |              | 1.000                | 1.000                  | 1.000                    | 1.000                |
| Sheriff's Sergeant                                     |              | 5.000                | 5.000                  | 5.000                    | 5.000                |
| Sheriff's Investigator                                 |              | 3.500                | 2.500                  | 2.500                    | 2.500                |
| Deputy Sheriff II Communications Equipment Coordinator |              | 1.000                | 1.000                  | 1.000                    | 1.000                |
| Deputy Sheriff II OR                                   |              | 20.000               | 15.000                 | 15.000                   | 15.000               |
| Deputy Sheriff I                                       |              | 0.000                | 0.000                  | 0.000                    | 0.000                |
| Sheriff Fiscal Officer I or II                         |              | 1.000                | 1.000                  | 1.000                    | 1.000                |
| Grant Compliance Officer                               |              | 0.000                | 0.000                  | 0.000                    | 0.000                |
| Communications Supervisor                              |              | 1.000                | 1.000                  | 1.000                    | 1.000                |
| Sheriff Office Manager                                 |              | 1.000                | 0.000                  | 0.000                    | 0.000                |
| Crime Analyst  |              | 1.000                | 0.000                  | 0.000                    | 0.000                |
| Sheriff's Dispatcher II OR                             |              | 8.000                | 8.000                  | 8.000                    | 8.000                |
| Sheriff's Dispatcher I                                 |              | 0.000                | 0.000                  | 0.000                    | 0.000                |
| Sheriff Services Assistant II or                       |              | 2.000                | 2.000                  | 2.000                    | 2.000                |
| Sheriff Services Assistant I                           |              | 1.500                | 0.000                  | 0.000                    | 0.000                |
|  |              | 51.000               | 41.500                 | 41.500                   | 41.500               |
| <b>AB 443</b>  | <b>70331</b> |                      |                        |                          |                      |
| Deputy Sheriff II                                      |              | 1.000                | 0.000                  | 0.000                    | 0.000                |
|  |              | 1.000                | 0.000                  | 0.000                    | 0.000                |
| <b>Cal-MMET - Sheriff</b>                              | <b>70343</b> |                      |                        |                          |                      |
| Sheriff Investigator                                   |              | 1.000                | 0.000                  | 0.000                    | 0.000                |
|  |              | 1.000                | 0.000                  | 0.000                    | 0.000                |
| <b>SLESF</b>   | <b>70356</b> |                      |                        |                          |                      |
| Deputy Sheriff II                                      |              | 1.000                | 0.000                  | 0.000                    | 0.000                |
|  |              | 1.000                | 0.000                  | 0.000                    | 0.000                |
| <b>PUBLIC PROTECTION</b>                               |              | <b>14/15</b>         | <b>15/16</b>           | <b>15/16</b>             | <b>15/16</b>         |

| <b>CLASSIFICATION</b>                                  |              | <b>Positions<br/>Adopted</b> | <b>Positions<br/>Requested</b> | <b>Positions<br/>Recommended</b> | <b>Positions<br/>Adopted</b> |
|--|--------------|------------------------------|--------------------------------|----------------------------------|------------------------------|
| <b>SHERIFF - AB109</b>                                 | <b>70362</b> |                              |                                |                                  |                              |
| Correctional Officer I or II                           |              | 2.000                        | 2.000                          | 2.000                            | 2.000                        |
| Deputy Sheriff I OR II                                 |              | 2.000                        | 2.000                          | 2.000                            | 2.000                        |
|  |              | 4.000                        | 4.000                          | 4.000                            | 4.000                        |
| <b>OCJP DRUG ENFORCEMENT</b>                           | <b>70385</b> |                              |                                |                                  |                              |
| Sheriff Investigator                                   |              | 0.500                        | 0.500                          | 0.500                            | 0.500                        |
|  |              | 0.500                        | 0.500                          | 0.500                            | 0.500                        |
| <b>AGRICULTURAL COMMISSIONER</b>                       | <b>20425</b> |                              |                                |                                  |                              |
| Agricultural Commissioner/Sealer of Weights & Measures |              | 1.000                        | 1.000                          | 1.000                            | 1.000                        |
| Agricultural Weights & Measures Inspector III OR       |              | 1.000                        | 1.000                          | 1.000                            | 1.000                        |
| Agricultural Weights & Measures Inspector II OR        |              | 0.000                        | 0.000                          | 0.000                            | 0.000                        |
| Agricultural Weights & Measures Inspector I            |              | 0.000                        | 0.000                          | 0.000                            | 0.000                        |
| Agricultural Weights & Measures Technician             |              | 1.000                        | 1.000                          | 1.000                            | 1.000                        |
| Administrative Assistant II or                         |              | 1.000                        | 1.000                          | 1.000                            | 1.000                        |
| Administrative Assistant I                             |              | 0.000                        | 0.000                          | 0.000                            | 0.000                        |
|  |              | 4.000                        | 4.000                          | 4.000                            | 4.000                        |
| <b>CLERK-RECORDER</b>                                  | <b>20460</b> |                              |                                |                                  |                              |
| Clerk/Recorder   |              | 0.4279                       | 0.4279                         | 0.4279                           | 0.4279                       |
| Assistant County Clerk/Recorder                        |              | 0.320                        | 0.320                          | 0.320                            | 0.320                        |
| Elections Specialist                                   |              | 0.000                        | 0.000                          | 0.000                            | 0.000                        |
| Elections Coordinator                                  |              | 0.250                        | 0.250                          | 0.250                            | 0.250                        |
| Lead Deputy Clerk/Recorder                             |              | 1.000                        | 1.000                          | 1.000                            | 1.000                        |
| Deputy Clerk/Recorder II or                            |              | 1.000                        | 1.000                          | 1.000                            | 1.000                        |
| Deputy Clerk/Recorder I                                |              | 0.000                        | 0.000                          | 0.000                            | 0.000                        |
|  |              | 2.998                        | 2.998                          | 2.998                            | 2.998                        |
| <b>OFFICE OF EMERGENCY SERVICES</b>                    | <b>20470</b> |                              |                                |                                  |                              |
| Director of Emerg.Mgmt/Environmental Health            |              | 0.500                        | 0.500                          | 0.500                            | 0.500                        |
|  |              | 0.500                        | 0.500                          | 0.500                            | 0.500                        |
| <b>PUBLIC ADMINISTRATOR-D.A.</b>                       | <b>20432</b> |                              |                                |                                  |                              |
| District Attorney Administrator/Asst. Public Admin or  |              | 0.240                        | 0.240                          | 0.240                            | 0.240                        |
| Department Fiscal Officer I or II                      |              | 0.160                        | 0.160                          | 0.160                            | 0.160                        |
|  |              | 0.400                        | 0.400                          | 0.400                            | 0.400                        |
| <b>BUILDING DEPARTMENT</b>                             | <b>20426</b> |                              |                                |                                  |                              |
| Director of Bulding Services                           |              | 1.000                        | 1.000                          | 1.000                            | 1.000                        |
| Assistant Building Official                            |              | 0.000                        | 0.000                          | 0.000                            | 0.000                        |
| Project Manager  |              | 0.000                        | 0.000                          | 0.000                            | 0.000                        |
| Senior Building Plancheck/Inspctor OR                  |              | 2.000                        | 2.000                          | 2.000                            | 2.000                        |
| Plans Examiner II OR                                   |              | 0.000                        | 0.000                          | 0.000                            | 0.000                        |
| Building Plancheck/Inspctor OR                         |              | 0.000                        | 0.000                          | 0.000                            | 0.000                        |
| Plans Examiner I OR                                    |              | 0.000                        | 0.000                          | 0.000                            | 0.000                        |
| Senior Building Inspector OR                           |              | 0.000                        | 0.000                          | 0.000                            | 0.000                        |
| Building Inspector II OR                               |              | 0.000                        | 0.000                          | 0.000                            | 0.000                        |
| Building Inspector I                                   |              | 0.000                        | 0.000                          | 0.000                            | 0.000                        |
| <b>PUBLIC PROTECTION</b>                               |              | <b>14/15</b>                 | <b>15/16</b>                   | <b>15/16</b>                     | <b>15/16</b>                 |

| CLASSIFICATION                              |              | Positions<br>Adopted | Positions<br>Requested | Positions<br>Recommended | Positions<br>Adopted |
|---|--------------|----------------------|------------------------|--------------------------|----------------------|
| <b>BUILDING DEPARTMENT - continued</b>      | <b>20426</b> |                      |                        |                          |                      |
| Senior Permit Technician OR                 |              | 2.000                | 2.000                  | 2.000                    | 2.000                |
| Permit Technician                           |              | 0.000                | 0.000                  | 0.000                    | 0.000                |
| Department Fiscal Officer II or I           |              | 0.500                | 0.500                  | 0.500                    | 0.500                |
| Administrative Assistant II OR I            |              | 0.000                | 0.000                  | 0.000                    | 0.000                |
| Administrative Assistant I                  |              | 0.000                | 0.000                  | 0.000                    | 0.000                |
|   |              | 5.500                | 5.500                  | 5.500                    | 5.500                |
| <b>PLANNING DEPARTMENT</b>                  | <b>20490</b> |                      |                        |                          |                      |
| Planning Manager (Director)                 |              | 1.000                | 1.000                  | 1.000                    | 1.000                |
| Assistant Director of Planning              |              | 0.000                | 0.000                  | 0.000                    | 0.000                |
| Senior Planner OR                           |              | 1.000                | 1.000                  | 1.000                    | 1.000                |
| Associate Planner OR                        |              | 0.000                | 0.000                  | 0.000                    | 0.000                |
| Assistant Planner                           |              | 0.000                | 0.000                  | 0.000                    | 0.000                |
| Executive Assistant - Planning              |              | 0.000                | 0.000                  | 0.000                    | 0.000                |
| Department Fiscal Officer II or             |              | 0.400                | 0.400                  | 0.400                    | 0.400                |
| Department Fiscal Officer I                 |              | 0.000                | 0.000                  | 0.000                    | 0.000                |
| Administrative Assistant II OR              |              | 0.000                | 0.000                  | 0.000                    | 0.000                |
| Administrative Assistant I                  |              | 0.000                | 0.000                  | 0.000                    | 0.000                |
|   |              | 2.400                | 2.400                  | 2.400                    | 2.400                |
| <b>CODE ENFORCEMENT</b>                     | <b>20450</b> |                      |                        |                          |                      |
| Code Enforcement Officer                    |              | 0.000                | 1.000                  | 1.000                    | 1.000                |
|   |              | 0.000                | 1.000                  | 1.000                    | 1.000                |
| <b>GIS DEPARTMENT</b>                       | <b>20510</b> |                      |                        |                          |                      |
| Geographic Information Systems Coordinator  |              | 0.000                | 0.000                  | 0.000                    | 0.000                |
| Geographic Information System Planner II OR |              | 1.000                | 1.000                  | 1.000                    | 1.000                |
| Geographic Information System Planner I OR  |              | 0.000                | 0.000                  | 0.000                    | 0.000                |
| Planning Technician                         |              | 0.000                | 0.000                  | 0.000                    | 0.000                |
| Department Fiscal Officer II or             |              | 0.100                | 0.100                  | 0.100                    | 0.100                |
| Department Fiscal Officer I                 |              | 0.000                | 0.000                  | 0.000                    | 0.000                |
|   |              | 1.100                | 1.100                  | 1.100                    | 1.100                |
| <b>JAIL***</b>                              | <b>70380</b> |                      |                        |                          |                      |
| Jail Commander                              |              | 0.000                | 0.000                  | 0.000                    | 0.000                |
| Correctional Sergeant                       |              | 5.000                | 5.000                  | 5.000                    | 5.000                |
| Correctional Officer II OR                  |              | 11.000               | 11.000                 | 11.000                   | 11.000               |
| Correctional Officer I                      |              | 0.000                | 0.000                  | 0.000                    | 0.000                |
|   |              | 16.000               | 16.000                 | 16.000                   | 16.000               |
| <b>JAIL - SB 678***</b>                     | <b>70388</b> |                      |                        |                          |                      |
| Correctional Officer I or II                |              | 1.000                | 1.000                  | 1.000                    | 1.000                |
| Deputy Sheriff I or II                      |              | 1.000                | 1.000                  | 1.000                    | 1.000                |
|   |              | 1.000                | 1.000                  | 1.000                    | 1.000                |
| <b>BAILIFF-SHERIFF</b>                      | <b>70370</b> |                      |                        |                          |                      |
|   |              | 0.000                | 0.000                  | 0.000                    | 0.000                |
|   |              | 0.000                | 0.000                  | 0.000                    | 0.000                |
| <b>PUBLIC PROTECTION</b>                    |              | <b>14/15</b>         | <b>15/16</b>           | <b>15/16</b>             | <b>15/16</b>         |

| <b>CLASSIFICATION</b>           |              | <b>Positions<br/>Adopted</b> | <b>Positions<br/>Requested</b> | <b>Positions<br/>Recommended</b> | <b>Positions<br/>Adopted</b> |
|---------------------------------|--------------|------------------------------|--------------------------------|----------------------------------|------------------------------|
| <b>COURT SECURITY</b>           | <b>70387</b> |                              |                                |                                  |                              |
| Correctional Officer II         |              | 1.000                        | 1.000                          | 1.000                            | 1.000                        |
| Deputy Sheriff II               |              | 1.000                        | 2.000                          | 2.000                            | 2.000                        |
|                                 |              | 2.000                        | 3.000                          | 3.000                            | 3.000                        |
| <b>PUBLIC PROTECTION TOTALS</b> |              | <b>137.548</b>               | <b>127.048</b>                 | <b>127.048</b>                   | <b>127.048</b>               |

**PUBLIC WAYS AND FACILITIES**

**CLASSIFICATION**

|  |              |        |        |        |        |
|--|--------------|--------|--------|--------|--------|
| <b>PUBLIC WORKS DEPARTMENT***</b>              | <b>20521</b> |        |        |        |        |
| Director of Public Works*                      |              | 1.000  | 1.000  | 1.000  | 1.000  |
| Assistant Director of Public Works             |              | 1.000  | 1.000  | 1.000  | 1.000  |
| Deputy Director of Public Works                |              | 1.000  | 1.000  | 1.000  | 1.000  |
| Associate Engineer OR                          |              | 3.000  | 3.000  | 3.000  | 3.000  |
| Assistant Engineer or                          |              | 0.000  | 0.000  | 0.000  | 0.000  |
| Engineering Technician II or                   |              | 1.000  | 1.000  | 1.000  | 1.000  |
| Engineering Technician I                       |              | 0.000  | 0.000  | 0.000  | 0.000  |
| Equipment Maintenance Supervisor               |              | 1.000  | 1.000  | 1.000  | 1.000  |
| Public Works Env.Senior Planner                |              | 1.000  | 1.000  | 1.000  | 1.000  |
| Public Works Fiscal Off/Adm Serv.Manager       |              | 1.000  | 1.000  | 1.000  | 1.000  |
| Lead Power Equipment Mechanic                  |              | 1.000  | 1.000  | 1.000  | 1.000  |
| Public Works Maintenance Supervisor            |              | 6.000  | 6.000  | 6.000  | 6.000  |
| Power Equipment Mechanic II, I OR              |              | 6.000  | 6.000  | 6.000  | 6.000  |
| Equipment Service Worker                       |              | 1.000  | 1.000  | 1.000  | 1.000  |
| Public Works Maintenance Leadworker            |              | 6.000  | 6.000  | 6.000  | 6.000  |
| Welder   |              | 1.000  | 1.000  | 1.000  | 1.000  |
| Public Works Maintenance Worker III, II OR I   |              | 24.000 | 24.000 | 24.000 | 24.000 |
| Fiscal and Technical Services Assistant III or |              | 2.000  | 2.000  | 2.000  | 2.000  |
| Fiscal and Technical Services Assistant II or  |              | 0.000  | 0.000  | 0.000  | 0.000  |
| Fiscal and Technical Services Assistant I      |              | 0.000  | 0.000  | 0.000  | 0.000  |
| Secretary                                      |              | 0.000  | 0.000  | 0.000  | 0.000  |
| Engineering Aide                               |              | 0.000  | 0.000  | 0.000  | 0.000  |
|  |              | 57.000 | 57.000 | 57.000 | 57.000 |
| <b>FLOOD CONTROL PROGRAM</b>                   | <b>26103</b> |        |        |        |        |
| General Manager                                |              | 0.000  | 0.000  | 0.000  | 0.000  |
|  |              | 0.000  | 0.000  | 0.000  | 0.000  |
| <b>MONTEREY FORUM</b>                          | <b>26013</b> |        |        |        |        |
| General Manager                                |              | 0.000  | 0.000  | 0.000  | 0.000  |
|  |              | 0.000  | 0.000  | 0.000  | 0.000  |

**PUBLIC WAYS AND FACILITIES**

| <b>14/15<br/>Positions</b> | <b>15/16<br/>Positions</b> | <b>15/16<br/>Positions</b> | <b>15/16<br/>Positions</b> |
|----------------------------|----------------------------|----------------------------|----------------------------|
|----------------------------|----------------------------|----------------------------|----------------------------|

| CLASSIFICATION                                      |              | Adopted       | Requested     | Recommended   | Adopted       |
|---|--------------|---------------|---------------|---------------|---------------|
| <b>AIRPORTS - (A Division of Facility Services)</b> | <b>20891</b> |               |               |               |               |
| Director of Facility Services                       |              | 0.170         | 0.170         | 0.170         | 0.170         |
| Airport Manager                                     |              | 2.000         | 2.000         | 2.000         | 2.000         |
| Project Manager                                     |              | 0.000         | 0.000         | 0.000         | 0.000         |
| Geographic Information System Planner II            |              | 0.000         | 0.000         | 0.000         | 0.000         |
|   |              | <b>2.170</b>  | <b>2.170</b>  | <b>2.170</b>  | <b>2.170</b>  |
| <b>PUBLIC WAYS AND FACILITIES TOTALS</b>            |              | <b>59.170</b> | <b>59.170</b> | <b>59.170</b> | <b>59.170</b> |

**PUBLIC ASSISTANCE**

| CLASSIFICATION                             |              |              |              |              |              |
|--|--------------|--------------|--------------|--------------|--------------|
| <b>VETERAN'S SERVICE</b>                   | <b>20640</b> |              |              |              |              |
| (Division of Public Health)                |              |              |              |              |              |
| Division Director Veterans Service Officer |              | 1.000        | 1.000        | 1.000        | 1.000        |
| Veterans Service Officer                   |              | 0.000        | 0.000        | 0.000        | 0.000        |
| Veterans Service Representative II OR I    |              | 2.000        | 2.000        | 2.000        | 2.000        |
|  |              | <b>3.000</b> | <b>3.000</b> | <b>3.000</b> | <b>3.000</b> |

|                                       |              |                |                |                |                |
|---------------------------------------|--------------|----------------|----------------|----------------|----------------|
| <b>SENIOR SERVICES</b>                | <b>20830</b> |                |                |                |                |
| (Division of Public Health)           | <b>20480</b> |                |                |                |                |
| Senior Services Director              |              | 0.500          | 1.000          | 1.000          | 1.000          |
| Office Supervisor                     |              | 0.000          | 0.000          | 0.000          | 0.000          |
| Department Fiscal Officer I/II or     |              | 0.360          | 0.000          | 0.000          | 0.000          |
| Grant Compliance Officer              |              | 0.000          | 0.000          | 0.000          | 0.000          |
| Driver III, or Driver II, or Driver I |              | 2.950          | 2.950          | 2.950          | 2.950          |
| Driver II                             |              | 0.000          | 0.000          | 0.000          | 0.000          |
| Driver I                              |              | 0.000          | 0.000          | 0.000          | 0.000          |
| Site Manager                          |              | 3.0625         | 3.2500         | 3.2500         | 3.2500         |
| Head Cook                             |              | 2.0625         | 2.2500         | 2.2500         | 2.2500         |
| Assistant Cook                        |              | 2.1000         | 1.9500         | 1.9500         | 1.9500         |
|                                       |              | <b>11.0350</b> | <b>11.4000</b> | <b>11.4000</b> | <b>11.4000</b> |

|  |              |              |              |              |              |
|--|--------------|--------------|--------------|--------------|--------------|
| <b>SOCIAL SERVICES ***</b>                         | <b>70590</b> |              |              |              |              |
| Social Services Director/Pub. Guardian/Pub. Conser |              | 1.000        | 1.000        | 1.000        | 1.000        |
| Program Manager Services/Asst. Dir.                |              | 1.000        | 1.000        | 1.000        | 1.000        |
| Principal Staff Services Analyst                   |              | 1.000        | 1.000        | 1.000        | 1.000        |
| Childrens Services Coordinator                     |              | 0.000        | 0.000        | 0.000        | 0.000        |
| Program Manager/AFDC/Gain                          |              | 1.000        | 1.000        | 1.000        | 1.000        |
| Social Services Supervisor II or                   |              | 1.000        | 1.000        | 1.000        | 1.000        |
| Social Services Supervisor I                       |              | 0.000        | 0.000        | 0.000        | 0.000        |
| Welfare Fraud Investigator II OR                   |              | 1.000        | 1.000        | 1.000        | 1.000        |
| Welfare Fraud Investigator I                       |              | 0.000        | 0.000        | 0.000        | 0.000        |
| Employment and Training Supervisor                 |              | 1.000        | 1.000        | 1.000        | 1.000        |
| Systems Support Analyst                            |              | 0.000        | 0.000        | 0.000        | 0.000        |
| <b>PUBLIC ASSISTANCE</b>                           |              | <b>14/15</b> | <b>15/16</b> | <b>15/16</b> | <b>15/16</b> |

| CLASSIFICATION |  | Positions<br>Adopted | Positions<br>Requested | Positions<br>Recommended | Positions<br>Adopted |
|----------------|--|----------------------|------------------------|--------------------------|----------------------|
|----------------|--|----------------------|------------------------|--------------------------|----------------------|



**SOCIAL SERVICES- continued**

|  |               |               |               |               |
|--|---------------|---------------|---------------|---------------|
| Staff Services Analyst II or I                 | 1.000         | 1.000         | 1.000         | 1.000         |
| Senior Social Worker OR                        | 2.000         | 2.000         | 2.000         | 2.000         |
| Social Worker IV OR                            | 0.000         | 0.000         | 0.000         | 0.000         |
| Social Worker III, II OR I                     | 7.000         | 7.000         | 7.000         | 7.000         |
| Benefit Assistance Counselor Supervisor        | 1.000         | 1.000         | 1.000         | 1.000         |
| Employment and Training Worker III OR          | 1.000         | 1.000         | 1.000         | 1.000         |
| Employment and Training Worker II OR           | 2.000         | 2.000         | 2.000         | 2.000         |
| Employment and Training Worker I               | 0.000         | 0.000         | 0.000         | 0.000         |
| Legal Services Assistant II                    | 0.000         | 0.000         | 0.000         | 0.000         |
| Information Systems Technician                 | 1.000         | 1.000         | 1.000         | 1.000         |
| Office Supervisor                              | 1.000         | 1.000         | 1.000         | 1.000         |
| Benefits Assistance Counselors III or          | 1.000         | 1.000         | 1.000         | 1.000         |
| Benefits Assistance Counselors II or           | 5.000         | 6.000         | 6.000         | 6.000         |
| Benefits Assistance Counselors I               | 0.000         | 0.000         | 0.000         | 0.000         |
| Social Services Aide                           | 2.000         | 2.000         | 2.000         | 2.000         |
| Administrative Assistant II or                 | 1.000         | 1.000         | 1.000         | 1.000         |
| Administrative Assistant I                     | 0.000         | 0.000         | 0.000         | 0.000         |
| Fiscal and Technical Services Assistant III OR | 2.000         | 2.000         | 2.000         | 2.000         |
| Fiscal and Technical Services Assistant II OR  | 0.000         | 0.000         | 0.000         | 0.000         |
| Fiscal and Technical Services Assistant I      | 0.000         | 0.000         | 0.000         | 0.000         |
| Office Assistant III OR                        | 3.000         | 3.000         | 3.000         | 3.000         |
| Office Assistant II OR                         | 0.000         | 0.000         | 0.000         | 0.000         |
| Office Assistant I                             | 0.000         | 0.000         | 0.000         | 0.000         |
|  | 37.000        | 38.000        | 38.000        | 38.000        |
| <b>PUBLIC ASSISTANCE TOTALS</b>                | <b>51.035</b> | <b>52.400</b> | <b>52.400</b> | <b>52.400</b> |

**HEALTH AND SANITATION****CLASSIFICATION****EMERG.MANAGEMENT/ENVIRONMENTAL HLTH****20550**

|   |       |       |       |       |
|---|-------|-------|-------|-------|
| Director of Emerg.Mgmt/Environmental Health | 0.500 | 0.500 | 0.500 | 0.500 |
| Division Chief of Environmental Health      | 0.000 | 0.000 | 0.000 | 0.000 |
| Senior Environmental Health Specialist      | 0.000 | 0.000 | 0.000 | 0.000 |
| Environmental Health Specialist III or      | 1.000 | 1.000 | 1.000 | 1.000 |
| Environmental Health Specialist II or I     | 2.000 | 2.000 | 2.000 | 2.000 |
| Hazardous Materials Specialist I, II or III | 1.000 | 1.000 | 1.000 | 1.000 |
| Environmental Health Technician II or I     | 0.000 | 0.000 | 0.000 | 0.000 |
| Environmental Health Aide                   | 0.000 | 0.000 | 0.000 | 0.000 |
| Administrative Assistant II or I            | 2.000 | 2.000 | 2.000 | 2.000 |
| Office Assistant III, II or I               | 0.000 | 0.000 | 0.000 | 0.000 |
|   | 6.500 | 6.500 | 6.500 | 6.500 |

**HEALTH AND SANITATION**

| CLASSIFICATION | 14/15<br>Positions<br>Adopted | 15/16<br>Positions<br>Requested | 15/16<br>Positions<br>Recommended | 15/16<br>Positions<br>Adopted |
|----------------|-------------------------------|---------------------------------|-----------------------------------|-------------------------------|
|----------------|-------------------------------|---------------------------------|-----------------------------------|-------------------------------|

| <b>HEALTH-STATE AID</b>                          |                  |                  |                    |                  |
|--|------------------|------------------|--------------------|------------------|
|  | <b>70559</b>     |                  |                    |                  |
| Public Health Program Chief                      | 0.000            | 0.400            | 0.400              | 0.400            |
| Health Education Coordinator II                  | 0.450            | 0.000            | 0.000              | 0.000            |
| Health Education Specialist                      | 0.000            | 0.000            | 0.000              | 0.000            |
| Public Health Nurse II                           | 0.000            | 0.100            | 0.100              | 0.100            |
| HIV Specialty Clinic Therapist                   | 0.100            | 0.000            | 0.000              | 0.000            |
| Department Fiscal Officer                        | 0.050            | 0.100            | 0.100              | 0.100            |
| Fiscal & Technical Service Assistant III         | 0.125            | 0.000            | 0.000              | 0.000            |
|  | <b>0.725</b>     | <b>0.600</b>     | <b>0.600</b>       | <b>0.600</b>     |
| <b>PUBLIC HEALTH***</b>                          |                  |                  |                    |                  |
|  | <b>70560</b>     |                  |                    |                  |
| Public Health Director                           | 1.000            | 1.000            | 1.000              | 1.000            |
| Assistant Public Health Director                 | 0.630            | 1.000            | 1.000              | 1.000            |
| Director of Nursing                              | 0.610            | 0.740            | 0.740              | 0.740            |
| Public Health Program Chief                      | 0.600            | 0.550            | 0.550              | 0.550            |
| Physicians Assistant                             | 0.500            | 0.500            | 0.500              | 0.500            |
| Nurse Practitioner                               | 0.000            | 0.000            | 0.000              | 0.000            |
| Public Health Nurse III, Supervisor or           | 0.000            | 0.000            | 0.000              | 0.000            |
| Public Health Nurse II or Registered Nurse II or | 6.700            | 6.300            | 6.300              | 6.300            |
| Public Health Nurse I or Registered Nurse I or   | 0.000            | 0.000            | 0.000              | 0.000            |
| Licensed Vocational Nurse                        | 0.000            | 0.000            | 0.000              | 0.000            |
| HIV Specialty Clinic Therapist                   | 0.030            | 0.000            | 0.000              | 0.000            |
| Health Education Coordinator II or               | 5.910            | 5.410            | 5.410              | 5.410            |
| Health Education Coordinator I or                | 0.000            | 0.000            | 0.000              | 0.000            |
| Health Education Specialist or                   | 0.000            | 0.000            | 0.000              | 0.000            |
| Community Outreach Coordinator                   | 0.000            | 0.000            | 0.000              | 0.000            |
| Management Analyst II/I or                       | 0.000            | 0.000            | 0.000              | 0.000            |
| Department Fiscal Officer II or                  | 3.952            | 3.550            | 3.550              | 3.550            |
| Department Fiscal Officer I or                   | 0.000            | 0.000            | 0.000              | 0.000            |
| Grant Compliance Officer                         | 0.000            | 0.000            | 0.000              | 0.000            |
| Fiscal and Technical Services Assistant III OR   | 0.000            | 0.000            | 0.000              | 0.000            |
| Fiscal and Technical Services Assistant II OR    | 0.000            | 0.000            | 0.000              | 0.000            |
| Fiscal and Technical Services Assistant I        | 0.000            | 0.000            | 0.000              | 0.000            |
| Administrative Assistant II or                   | 2.800            | 3.800            | 3.800              | 3.800            |
| Administrative Assistant I                       | 0.000            | 0.000            | 0.000              | 0.000            |
| Office Assistant III, II OR I                    | 2.000            | 0.000            | 0.000              | 0.000            |
|  | <b>24.732</b>    | <b>22.850</b>    | <b>22.850</b>      | <b>22.850</b>    |
| <b>CDC BASE/PAN FLUE 70561</b>                   |                  |                  |                    |                  |
|  | <b>70561</b>     |                  |                    |                  |
| Director of Nursing                              | 0.20             | 0.11             | 0.11               | 0.11             |
| Assistant Public Health Director                 | 0.18             | 0.00             | 0.00               | 0.00             |
| Public Health Nurse II or Registered Nurse II or | 0.00             | 0.00             | 0.00               | 0.00             |
| Public Health Nurse I or Registered Nurse I or   | 0.00             | 0.00             | 0.00               | 0.00             |
| Management Analyst II/I                          | 0.00             | 0.00             | 0.00               | 0.00             |
| Licensed Vocational Nurse                        | 0.00             | 0.00             | 0.00               | 0.00             |
| <b>HEALTH AND SANITATION</b>                     |                  |                  |                    |                  |
|  | <b>14/15</b>     | <b>15/16</b>     | <b>15/16</b>       | <b>15/16</b>     |
| <b>CLASSIFICATION</b>                            | <b>Positions</b> | <b>Positions</b> | <b>Positions</b>   | <b>Positions</b> |
|  | <b>Adopted</b>   | <b>Requested</b> | <b>Recommended</b> | <b>Adopted</b>   |

|  |              |                  |                  |                  |                  |
|--|--------------|------------------|------------------|------------------|------------------|
| Health Education Coordinator II or             | 70561        | 0.84             | 0.84             | 0.84             | 0.84             |
| Health Education Coordinator I or              |              | 0.00             | 0.00             | 0.00             | 0.00             |
| Health Education Specialist                    |              | 0.000            | 0.000            | 0.000            | 0.000            |
| Department Fiscal Officer II                   |              | 0.30             | 0.12             | 0.12             | 0.12             |
|  |              | 1.515            | 1.070            | 1.070            | 1.070            |
| <b>CHILDREN AND FAMILIES COMMISSION</b>        | <b>70562</b> |                  |                  |                  |                  |
| Grants Compliance Officer                      |              | 0.000            | 0.000            | 0.000            | 0.000            |
| Administrative Assistant I/II                  |              | 0.000            | 0.000            | 0.000            | 0.000            |
| Executive Director (contracted)                |              | 1.000            | 1.000            | 1.000            | 1.000            |
|  |              | 1.000            | 1.000            | 1.000            | 1.000            |
| <b>HPP 70566</b>                               | <b>70566</b> |                  |                  |                  |                  |
| Director of Nursing                            |              | 0.180            | 0.150            | 0.150            | 0.150            |
| Assistant Public Health Director               |              | 0.196            | 0.000            | 0.000            | 0.000            |
| Health Education Coordinator II or I OR        |              | 0.750            | 0.750            | 0.750            | 0.750            |
| Health Education Specialist OR                 |              | 0.000            | 0.000            | 0.000            | 0.000            |
| Community Outreach Coordinator                 |              | 0.000            | 0.000            | 0.000            | 0.000            |
| Department Fiscal Officer I or II              |              | 0.160            | 0.130            | 0.130            | 0.130            |
|  |              | 1.286            | 1.030            | 1.030            | 1.030            |
| <b>MENTAL HEALTH***</b>                        | <b>70570</b> |                  |                  |                  |                  |
| Director of Mental Health                      |              | 0.285            | 0.285            | 0.285            | 0.285            |
| Mental Health Deputy Director                  |              | 0.500            | 0.500            | 0.500            | 0.500            |
| Mental Health Program Chief                    |              | 2.000            | 2.000            | 2.000            | 2.000            |
| MH Childrens Services Coordinator              |              | 0.100            | 0.100            | 0.100            | 0.100            |
| Program Manager                                |              | 0.000            | 0.000            | 0.000            | 0.000            |
| Continuing Care Coordinator                    |              | 0.300            | 0.300            | 0.300            | 0.300            |
| Licensed Clinical Social Worker                |              | 0.000            | 0.000            | 0.000            | 0.000            |
| Behavioral Health Therapist III                |              | 9.935            | 9.935            | 9.935            | 9.935            |
| Behavioral Health Therapist II or              |              | 0.000            | 0.000            | 0.000            | 0.000            |
| Behavioral Health Therapist I or               |              | 0.000            | 0.000            | 0.000            | 0.000            |
| Mental Health Therapist III or                 |              | 0.000            | 0.000            | 0.000            | 0.000            |
| Mental Health Therapist II or                  |              | 0.000            | 0.000            | 0.000            | 0.000            |
| Mental Health Therapist I                      |              | 0.000            | 0.000            | 0.000            | 0.000            |
| Department Fiscal Officer II or                |              | 0.450            | 0.450            | 0.450            | 0.450            |
| Department Fiscal Officer I                    |              | 0.000            | 0.000            | 0.000            | 0.000            |
| Psychiatric Nurse II or                        |              | 0.750            | 0.750            | 0.750            | 0.750            |
| Psychiatric Nurse I or                         |              | 0.000            | 0.000            | 0.000            | 0.000            |
| Psychiatric Technician or                      |              | 1.200            | 1.200            | 1.200            | 1.200            |
| Registered Nurse or                            |              | 0.000            | 0.000            | 0.000            | 0.000            |
| Licensed Vocational Nurse                      |              | 0.000            | 0.000            | 0.000            | 0.000            |
| Quality Assurance Coordinator                  |              | 0.800            | 0.800            | 0.800            | 0.800            |
| Grant Compliance Officer                       |              | 0.000            | 0.000            | 0.000            | 0.000            |
| Community Care Case Manager                    |              | 2.520            | 2.520            | 2.520            | 2.520            |
| Fiscal and Technical Services Assistant III or |              | 3.000            | 3.000            | 3.000            | 3.000            |
| <b>HEALTH AND SANITATION</b>                   |              | <b>14/15</b>     | <b>15/16</b>     | <b>15/16</b>     | <b>15/16</b>     |
|  |              | <b>Positions</b> | <b>Positions</b> | <b>Positions</b> | <b>Positions</b> |

| CLASSIFICATION                                | Adopted      | Recommended | Recommended | Adopted |
|---|--------------|-------------|-------------|---------|
| <b>MENTAL HEALTH - continued</b>              | <b>70570</b> |             |             |         |
| Fiscal and Technical Services Assistant II or | 0.000        | 0.000       | 0.000       | 0.000   |
| Fiscal and Technical Services Assistant I     | 0.000        | 0.000       | 0.000       | 0.000   |
| Office Assistant III or                       | 0.000        | 0.000       | 0.000       | 0.000   |
| Office Assistant II or                        | 0.000        | 0.000       | 0.000       | 0.000   |
| Office Assistant I                            | 0.000        | 0.000       | 0.000       | 0.000   |
|   | 21.840       | 21.840      | 21.840      | 21.840  |
| <b>MENTAL HEALTH PROP 63</b>                  | <b>70571</b> |             |             |         |
| Director of Mental Health                     | 0.390        | 0.390       | 0.390       | 0.390   |
| Mental Health Deputy Director                 | 0.500        | 0.500       | 0.500       | 0.500   |
| MHSA Coordinator                              | 1.000        | 1.000       | 1.000       | 1.000   |
| Staff Services/Program Manager Wrap/CSOC/QA   | 0.000        | 0.000       | 0.000       | 0.000   |
| MH Childrens Services Coordinator             | 0.380        | 0.380       | 0.380       | 0.380   |
| Quality Assurance Coordinator                 | 1.000        | 1.000       | 1.000       | 1.000   |
| Program Chief Nursing                         | 1.000        | 1.000       | 1.000       | 1.000   |
| Psychiatric Nurse II or                       | 3.000        | 3.000       | 3.000       | 3.000   |
| Psychiatric Nurse I or                        | 0.000        | 0.000       | 0.000       | 0.000   |
| Registered Nurse II or                        | 0.000        | 0.000       | 0.000       | 0.000   |
| Registered Nurse I or                         | 0.000        | 0.000       | 0.000       | 0.000   |
| Licensed Vocational Nurse II or               | 0.000        | 0.000       | 0.000       | 0.000   |
| Licensed Vocational Nurse I                   | 0.000        | 0.000       | 0.000       | 0.000   |
| Behavioral Health Therapist III or            | 7.615        | 7.615       | 7.615       | 7.615   |
| Behavioral Health Therapist II or             | 0.000        | 0.000       | 0.000       | 0.000   |
| Behavioral Health Therapist I or              | 0.000        | 0.000       | 0.000       | 0.000   |
| Mental Health Therapist III or                | 0.000        | 0.000       | 0.000       | 0.000   |
| Mental Health Therapist II or                 | 0.000        | 0.000       | 0.000       | 0.000   |
| Mental Health Therapist I                     | 0.000        | 0.000       | 0.000       | 0.000   |
| Department Fiscal Officer II or               | 0.200        | 0.200       | 0.200       | 0.200   |
| Department Fiscal Officer I                   | 0.000        | 0.000       | 0.000       | 0.000   |
| Continuing Care Coordinator                   | 0.100        | 0.100       | 0.100       | 0.100   |
| Community Care Case Manager                   | 8.500        | 8.500       | 8.500       | 8.500   |
| Office Supervisor                             | 5.000        | 5.000       | 5.000       | 5.000   |
| Fiscal Technical Serv. Asst. I, II, or III    | 2.000        | 2.000       | 2.000       | 2.000   |
| Office Assistant II or                        | 1.000        | 1.000       | 1.000       | 1.000   |
| Office Assistant I                            | 0.000        | 0.000       | 0.000       | 0.000   |
|   | 31.685       | 31.685      | 31.685      | 31.685  |

| <u>HEALTH AND SANITATION</u> | 14/15     | 15/16       | 15/16       | 15/16     |
|------------------------------|-----------|-------------|-------------|-----------|
| CLASSIFICATION               | Positions | Positions   | Positions   | Positions |
|                              | Adopted   | Recommended | Recommended | Adopted   |

|  |              |       |       |       |       |
|--|--------------|-------|-------|-------|-------|
| <b>MSHA PEI</b>                                | <b>70573</b> |       |       |       |       |
| Director of Mental Health                      |              | 0.050 | 0.050 | 0.050 | 0.050 |
| Department Fiscal Officer II or                |              | 0.050 | 0.050 | 0.050 | 0.050 |
| Department Fiscal Officer I                    |              | 0.000 | 0.000 | 0.000 | 0.000 |
| MH Childrens Services Coordinator              |              | 0.050 | 0.050 | 0.050 | 0.050 |
| Fiscal and Technical Services Assistant III or |              | 0.000 | 0.000 | 0.000 | 0.000 |
| Fiscal and Technical Services Assistant II or  |              | 0.000 | 0.000 | 0.000 | 0.000 |
| Fiscal and Technical Services Assistant I      |              | 0.000 | 0.000 | 0.000 | 0.000 |
| Mental Health Therapist II or I                |              | 1.000 | 1.000 | 1.000 | 1.000 |
|  |              | 1.150 | 1.150 | 1.150 | 1.150 |

|   |              |       |       |       |       |
|---|--------------|-------|-------|-------|-------|
| <b>MENTAL HEALTH - AB109</b>            | <b>70569</b> |       |       |       |       |
| Director of Mental Health               |              | 0.050 | 0.050 | 0.050 | 0.050 |
| Department Fiscal Officer I or II       |              | 0.050 | 0.050 | 0.050 | 0.050 |
| MH Childrens Services Coordinator       |              | 0.050 | 0.050 | 0.050 | 0.050 |
| Behavior Health Therapist III, II, I or |              | 2.950 | 2.950 | 2.950 | 2.950 |
| Mental Health Therapist III, II, I      |              | 0.000 | 0.000 | 0.000 | 0.000 |
|   |              | 3.100 | 3.100 | 3.100 | 3.100 |

|  |              |       |       |       |       |
|--|--------------|-------|-------|-------|-------|
| <b>SAMSHA***</b>                               | <b>70575</b> |       |       |       |       |
| Director of Mental Health                      |              | 0.050 | 0.050 | 0.050 | 0.050 |
| Mental Health Program Chief                    |              | 0.000 | 0.000 | 0.000 | 0.000 |
| Continuing Care Coordinator                    |              | 0.400 | 0.400 | 0.400 | 0.400 |
| Licensed Clinical Social Worker                |              | 0.000 | 0.000 | 0.000 | 0.000 |
| Mental Health Therapist II or                  |              | 0.000 | 0.000 | 0.000 | 0.000 |
| Mental Health Therapist I                      |              | 0.000 | 0.000 | 0.000 | 0.000 |
| Department Fiscal Officer II or                |              | 0.050 | 0.050 | 0.050 | 0.050 |
| Department Fiscal Officer I                    |              | 0.000 | 0.000 | 0.000 | 0.000 |
| Psychiatric Nurse II or I                      |              | 0.050 | 0.050 | 0.050 | 0.050 |
| Psychiatric Technician or                      |              | 0.000 | 0.000 | 0.000 | 0.000 |
| Licensed Vocational Nurse                      |              | 0.000 | 0.000 | 0.000 | 0.000 |
| Community Care Case Manager                    |              | 0.980 | 0.980 | 0.980 | 0.980 |
| Fiscal and Technical Services Assistant III or |              | 0.000 | 0.000 | 0.000 | 0.000 |
| Fiscal and Technical Services Assistant II or  |              | 0.000 | 0.000 | 0.000 | 0.000 |
| Fiscal and Technical Services Assistant I      |              | 0.000 | 0.000 | 0.000 | 0.000 |
| Program Assistant/Receptionist                 |              | 0.000 | 0.000 | 0.000 | 0.000 |
| Office Assistant III or                        |              | 0.300 | 0.300 | 0.300 | 0.300 |
| Office Assistant II or                         |              | 0.000 | 0.000 | 0.000 | 0.000 |
| Office Assistant I                             |              | 0.000 | 0.000 | 0.000 | 0.000 |
|  |              | 1.830 | 1.830 | 1.830 | 1.830 |

|                              |                  |                  |                    |                  |
|------------------------------|------------------|------------------|--------------------|------------------|
| <b>HEALTH AND SANITATION</b> | <b>14/15</b>     | <b>15/16</b>     | <b>15/16</b>       | <b>15/16</b>     |
|                              | <b>Positions</b> | <b>Positions</b> | <b>Positions</b>   | <b>Positions</b> |
| <b>CLASSIFICATION</b>        | <b>Adopted</b>   | <b>Requested</b> | <b>Recommended</b> | <b>Adopted</b>   |
| <b>SIERRA HOUSE</b>          | <b>70574</b>     |                  |                    |                  |

|  |                  |                  |                    |                  |
|--|------------------|------------------|--------------------|------------------|
| Community Care House Manager               | 1.000            | 1.000            | 1.000              | 1.000            |
| Lead Community Care House Attendant        | 2.000            | 2.000            | 2.000              | 2.000            |
| Community Care House Attendant II or       | 4.000            | 4.000            | 4.000              | 4.000            |
| Community Care House Attendant I           | 0.000            | 0.000            | 0.000              | 0.000            |
| Continuing Care Coordinator                | 0.200            | 0.200            | 0.200              | 0.200            |
| Office Assistant I,II or III               | 0.200            | 0.200            | 0.200              | 0.200            |
|  | 7.400            | 7.400            | 7.400              | 7.400            |
| <b>MHSA EHR TECHNOLOGY</b>                 | <b>70576</b>     |                  |                    |                  |
| Information System Technician              | 1.000            | 1.000            | 1.000              | 1.000            |
| Fiscal Tech.Service Assistant I, II or III | 0.000            | 0.000            | 0.000              | 0.000            |
| Department Fiscal Officer II               | 0.050            | 0.050            | 0.050              | 0.050            |
| Psychiatric Nurse II                       | 0.000            | 0.000            | 0.000              | 0.000            |
| Community Care Case Manager                | 0.000            | 0.000            | 0.000              | 0.000            |
| MH Childrens Services Coordinator          | 0.300            | 0.300            | 0.300              | 0.300            |
| MH Therapist I or II                       | 0.000            | 0.000            | 0.000              | 0.000            |
|  | 1.350            | 1.350            | 1.350              | 1.350            |
| <b>CALWORKS MENTAL HEALTH</b>              | <b>70577</b>     |                  |                    |                  |
| Director of Mental Health                  | 0.050            | 0.050            | 0.050              | 0.050            |
| Mental Health Therapist II or              | 0.500            | 0.500            | 0.500              | 0.500            |
| Mental Health Therapist I                  | 0.000            | 0.000            | 0.000              | 0.000            |
| Program Chief                              | 0.000            | 0.000            | 0.000              | 0.000            |
| Department Fiscal Officer                  | 0.050            | 0.050            | 0.050              | 0.050            |
|  | 0.600            | 0.600            | 0.600              | 0.600            |
| <b>WRAP AROUND</b>                         | <b>70578</b>     |                  |                    |                  |
| Director of Mental Health                  | 0.100            | 0.100            | 0.100              | 0.100            |
| Staff Services Manager                     | 0.000            | 0.000            | 0.000              | 0.000            |
| Childrens Services Coordinator             | 0.000            | 0.000            | 0.000              | 0.000            |
| Clinical Program Manager                   | 0.100            | 0.100            | 0.100              | 0.100            |
| Department Fiscal Officer II               | 0.050            | 0.050            | 0.050              | 0.050            |
| Community Care Case Manager                | 0.500            | 0.500            | 0.500              | 0.500            |
| Fiscal Technical Service Assistant III     | 0.000            | 0.000            | 0.000              | 0.000            |
| Parent Aides                               | 0.200            | 0.200            | 0.200              | 0.200            |
|  | 0.950            | 0.950            | 0.950              | 0.950            |
| <b>MHSA WET</b>                            | <b>70579</b>     |                  |                    |                  |
| Director of Mental Health                  | 0.025            | 0.025            | 0.025              | 0.025            |
| MH Childrens Services Coordinator          | 0.120            | 0.120            | 0.120              | 0.120            |
| Department Fiscal Officer II               | 0.050            | 0.050            | 0.050              | 0.050            |
| Fiscal Technical Service Assistant III or  | 0.000            | 0.000            | 0.000              | 0.000            |
| Fiscal Technical Service Assistant II or   | 0.000            | 0.000            | 0.000              | 0.000            |
| Fiscal Technical Service Assistant I       | 0.000            | 0.000            | 0.000              | 0.000            |
| Community Care House Attendant II or       | 0.000            | 0.000            | 0.000              | 0.000            |
| Community Care House Attendant I           | 0.000            | 0.000            | 0.000              | 0.000            |
| <b>HEALTH AND SANITATION</b>               | <b>14/15</b>     | <b>15/16</b>     | <b>15/16</b>       | <b>15/16</b>     |
| <b>CLASSIFICATION</b>                      | <b>Positions</b> | <b>Positions</b> | <b>Positions</b>   | <b>Positions</b> |
|  | <b>Adopted</b>   | <b>Requested</b> | <b>Recommended</b> | <b>Adopted</b>   |
| <b>MHSA WET - Continued</b>                | <b>70579</b>     |                  |                    |                  |

|                               |       |       |       |       |
|-------------------------------|-------|-------|-------|-------|
| Psychiatric Nurse             | 0.000 | 0.000 | 0.000 | 0.000 |
| Mental Health Therapist II or | 0.000 | 0.000 | 0.000 | 0.000 |
| Mental Health Therapist I     | 0.000 | 0.000 | 0.000 | 0.000 |
| Community Care Case Manager   | 0.000 | 0.000 | 0.000 | 0.000 |
| Continuing Care Coordinator   | 0.000 | 0.000 | 0.000 | 0.000 |
|                               | 1.895 | 1.895 | 1.895 | 1.895 |

**ALCOHOL AND DRUG 70580**

|   |       |       |       |       |
|---|-------|-------|-------|-------|
| Alcohol and Drug Administrator              | 1.000 | 1.000 | 1.000 | 1.000 |
| Department Fiscal Officer I                 | 1.000 | 1.000 | 1.000 | 1.000 |
| Prevention Coordinator                      | 1.000 | 1.000 | 1.000 | 1.000 |
| Alcohol & Drug Program Clinician/Supervisor | 1.000 | 1.000 | 1.000 | 1.000 |
| Substance Use Disorder Specialist I or II   | 2.000 | 2.000 | 2.000 | 2.000 |
|   | 6.000 | 6.000 | 6.000 | 6.000 |

**HEALTH AND SANITATION TOTALS**

|                |                |                |                |
|----------------|----------------|----------------|----------------|
| <b>113.558</b> | <b>110.850</b> | <b>110.850</b> | <b>110.850</b> |
|----------------|----------------|----------------|----------------|

**EDUCATION**

**LIBRARY 20670**

|   |       |       |       |       |
|---|-------|-------|-------|-------|
| County Librarian                        | 0.750 | 0.750 | 0.750 | 0.750 |
| Librarian                               | 1.125 | 1.125 | 1.125 | 1.125 |
| Fiscal & Technical Services Asst. II or | 0.625 | 0.625 | 0.625 | 0.625 |
| Fiscal & Technical Services Asst. I     | 0.000 | 0.000 | 0.000 | 0.000 |
| Branch Library Assistant I or II        | 1.500 | 1.500 | 1.500 | 1.500 |
| Library Technician or                   | 0.750 | 0.750 | 0.750 | 0.750 |
| Library Aide                            | 0.000 | 0.000 | 0.000 | 0.000 |
|   | 4.750 | 4.750 | 4.750 | 4.750 |

**LITERACY 20675**

|   |       |       |       |       |
|---|-------|-------|-------|-------|
| Literacy Director                       | 0.000 | 0.000 | 0.000 | 0.000 |
| Lib./Literacy Program Coordinator       | 0.750 | 0.750 | 0.750 | 0.750 |
| Lib./Literacy Program Assistant II or I | 1.075 | 1.075 | 1.075 | 1.075 |
| Lib./Literacy Program Assistant I       | 0.000 | 0.000 | 0.000 | 0.000 |
| Library Clerk II                        | 0.000 | 0.000 | 0.000 | 0.000 |
| Literacy Clerk                          | 0.000 | 0.000 | 0.000 | 0.000 |
|   | 1.825 | 1.825 | 1.825 | 1.825 |

**SIERRA COUNTY LITERACY 20678**

|                              |       |       |       |       |
|------------------------------|-------|-------|-------|-------|
| Literacy Program Coordinator | 0.000 | 0.000 | 0.000 | 0.000 |
| Literacy Program Assistant   | 0.000 | 0.000 | 0.000 | 0.000 |
|                              | 0.000 | 0.000 | 0.000 | 0.000 |

**EDUCATION**

|                | 14/15     | 15/16     | 15/16       | 15/16     |
|----------------|-----------|-----------|-------------|-----------|
|                | Positions | Positions | Positions   | Positions |
| CLASSIFICATION | Adopted   | Requested | Recommended | Adopted   |

**FARM ADVISOR 20680**

|                                |       |       |       |       |
|--------------------------------|-------|-------|-------|-------|
| Administrative Assistant II or | 1.000 | 1.000 | 1.000 | 1.000 |
|--------------------------------|-------|-------|-------|-------|

|                            |       |       |       |       |
|----------------------------|-------|-------|-------|-------|
| Administrative Assistant I | 0.000 | 0.000 | 0.000 | 0.000 |
| 4H Program Asst.           | 0.000 | 0.000 | 0.000 | 0.000 |
| Office Assistant II/I      | 0.000 | 0.000 | 0.000 | 0.000 |
|                            | 1.000 | 1.000 | 1.000 | 1.000 |

---



---

|                         |              |              |              |              |
|-------------------------|--------------|--------------|--------------|--------------|
| <b>EDUCATION TOTALS</b> | <b>7.575</b> | <b>7.575</b> | <b>7.575</b> | <b>7.575</b> |
|-------------------------|--------------|--------------|--------------|--------------|

---



---

**RECREATION AND CULTURE**

**CLASSIFICATION**

|                           |              |       |       |       |
|---------------------------|--------------|-------|-------|-------|
| <b>MUSEUM</b>             | <b>20780</b> |       |       |       |
| Museum Director           | 1.000        | 1.000 | 1.000 | 1.000 |
| Assistant Museum Director | 0.000        | 0.000 | 0.000 | 0.000 |
| Museum Registrar          | 0.000        | 0.000 | 0.000 | 0.000 |
| Museum Aide               | 0.000        | 0.000 | 0.000 | 0.000 |
|                           | 1.000        | 1.000 | 1.000 | 1.000 |

---



---

|                                      |              |              |              |              |
|--------------------------------------|--------------|--------------|--------------|--------------|
| <b>RECREATION AND CULTURE TOTALS</b> | <b>1.000</b> | <b>1.000</b> | <b>1.000</b> | <b>1.000</b> |
|--------------------------------------|--------------|--------------|--------------|--------------|

---



---

|                      |                |                |                |                |
|----------------------|----------------|----------------|----------------|----------------|
| <b>GRAND TOTALS:</b> | <b>422.718</b> | <b>411.875</b> | <b>411.875</b> | <b>411.875</b> |
|----------------------|----------------|----------------|----------------|----------------|



| FUND NAME                         | FUND BALANCE<br>UNRSRVD/UNDSGNTD<br>June 30, 2015<br>ESTIMATE | TOTAL FINANCE SOURCES            |                                  |                             | TOTAL FINANCE USES |                                  |                                   |
|-----------------------------------|---|----------------------------------|----------------------------------|-----------------------------|--------------------|----------------------------------|-----------------------------------|
|                                   |   | DECREASES<br>TO RESRV/<br>DSGNTS | ADDITIONAL<br>FINANCE<br>SOURCES | TOTAL<br>FINANCE<br>SOURCES | FINANCING<br>USES  | INCREASES<br>TO RESRV/<br>DSGNTS | TOTAL<br>FINANCE USES<br>ESTIMATE |
| <b>GOVERNMENTAL FUNDS</b>         |   |                                  |                                  |                             |                    |                                  |                                   |
| GENERAL FUND                      | 805,052   | 0                                | 31,704,562                       | 32,509,614                  | 32,509,614         | 0                                | 32,509,614                        |
| SPECIAL REVENUE FUNDS             | 8,291,139   | 0                                | 45,420,346                       | 53,711,485                  | 53,711,485         | 0                                | 53,711,485                        |
| CAPITAL PROJECT FUNDS             | 235,024   | 0                                | 1,266,725                        | 1,501,749                   | 1,501,749          | 0                                | 1,501,749                         |
| DEBT SERVICE FUNDS                | 0   | 0                                |                                  |                             |                    |                                  |                                   |
| TOTAL GOVERNMENTAL FUNDS          | 9,331,215   | 0                                | 78,391,633                       | 87,722,848                  | 87,722,848         | 0                                | 87,722,848                        |
| <b>OTHER FUNDS</b>                |   |                                  |                                  |                             |                    |                                  |                                   |
| INTERNAL SERVICE FUNDS            |   |                                  | 2,202,418                        | 2,202,418                   | 2,155,451          |                                  |                                   |
| ENTERPRISE FUNDS                  |   |                                  | 5,346,189                        | 5,346,189                   | 8,929,608          |                                  |                                   |
| SPECIAL DISTRICT & OTHER AGENCIES | 1,505,591   | 0                                | 6,355,602                        | 7,861,193                   | 7,861,193          | 0                                | 7,861,193                         |
| TOTAL ALL FUNDS                   | 10,836,806  | 0                                | 92,295,842                       | 103,132,648                 | 106,669,100        | 0                                | 95,584,041                        |

98,807,907

| FUND NAME                    | FUND BALANCE<br>UNRSRVD/UNDSGNTD<br>June 30, 2015<br>ESTIMATE | TOTAL FINANCE SOURCES            |                                  |                             | TOTAL FINANCE USES |                                  |                                   |
|------------------------------|---|----------------------------------|----------------------------------|-----------------------------|--------------------|----------------------------------|-----------------------------------|
|                              |   | DECREASES<br>TO RESRV/<br>DSGNTS | ADDITIONAL<br>FINANCE<br>SOURCES | TOTAL<br>FINANCE<br>SOURCES | FINANCING<br>USES  | INCREASES<br>TO RESRV/<br>DSGNTS | TOTAL<br>FINANCE USES<br>ESTIMATE |
| <b>GENERAL FUND</b>          |   |                                  |                                  |                             |                    |                                  |                                   |
| 0001 GENERAL                 | 805,052   | 0                                | 31,704,562                       | 32,509,614                  | 32,509,614         | 0                                | 32,509,614                        |
| TOTAL GENERAL FUND           | 805,052   | 0                                | 31,704,562                       | 32,509,614                  | 32,509,614         | 0                                | 32,509,614                        |
| <b>SPECIAL REVENUE FUNDS</b> |   |                                  |                                  |                             |                    |                                  |                                   |
| 0002 ROAD                    | 3,665,940   | 0                                | 11,181,135                       | 14,847,075                  | 14,847,075         | 0                                | 14,847,075                        |
| 0003 FISH AND GAME           | 6,978   | 0                                | 1,700                            | 8,678                       | 8,678              | 0                                | 8,678                             |
| 0004 CHILD ABUSE PREVENTION  | 0   | 0                                | 0                                | 0                           | 0                  | 0                                | 0                                 |
| 0005 COUNTY FAIR             | -1  | 0                                | 490,153                          | 490,152                     | 490,152            | 0                                | 490,152                           |
| 0009A AUD-CO LOCAL REV 2011  | 0   | 0                                | 4,771,439                        | 4,771,439                   | 4,771,439          | 0                                | 4,771,439                         |
| 0011 TITLE III               | 527,492   | 0                                | 229,111                          | 756,603                     | 756,603            | 0                                | 756,603                           |
| 0013 DEPT. SOCIAL SERVICES   | -2,000,452  | 0                                | 11,678,259                       | 9,677,807                   | 9,677,807          | 0                                | 9,677,807                         |
| 0014 MENTAL HEALTH           | 4,000,395   | 0                                | 4,998,731                        | 8,999,126                   | 8,999,126          | 0                                | 8,999,126                         |
| 0015 PUBLIC HEALTH           | 708,350   | 0                                | 6,171,287                        | 6,879,637                   | 6,879,637          | 0                                | 6,879,637                         |
| 0016 ALCOHOL & DRUG          | -89,862   | 0                                | 798,138                          | 708,276                     | 708,276            | 0                                | 708,276                           |
| 0017 SHERIFF GRANTS          | 730,043   | 0                                | 2,423,922                        | 3,153,965                   | 3,153,965          | 0                                | 3,153,965                         |
| 001D DA GRANTS               | 2,600   | 0                                | 0                                | 2,600                       | 2,600              | 0                                | 2,600                             |
| 0025 COUNTY LOCAL REV AB 109 | 0   | 0                                | 700,000                          | 700,000                     | 700,000            | 0                                | 700,000                           |
| 0035 CHILD SUPPORT           | -77,380   | 0                                | 842,958                          | 765,578                     | 765,578            | 0                                | 765,578                           |
| 0037 DNA PROP 69             | 17,163  | 0                                | 0                                | 17,163                      | 17,163             | 0                                | 17,163                            |
| 0046 PROB GRANT DEPT(S)      | 242,803   | 0                                | 880,271                          | 1,123,074                   | 1,123,074          | 0                                | 1,123,074                         |
| 0053 TOBACCO SETTLMNT        | 23,861  | 0                                | 176,200                          | 200,061                     | 200,061            | 0                                | 200,061                           |
| 0057 SOLID WASTE GRANTS      | 1,997   | 0                                | 20,000                           | 21,997                      | 21,997             | 0                                | 21,997                            |
| 0062 RECORDERS FUNDS         | 466,037   | 0                                | 52,539                           | 518,576                     | 518,576            | 0                                | 518,576                           |
| 0063 AC SPAY/NEUTERED        | 2,613   | 0                                | 1,200                            | 3,813                       | 3,813              | 0                                | 3,813                             |
| 0064 DOMESTIC VIOLENCE       | 1,000   | 0                                | 3,110                            | 4,110                       | 4,110              | 0                                | 4,110                             |
| 0067 HAVA ELECTIONS          | 61,562  | 0                                | 193                              | 61,755                      | 61,755             | 0                                | 61,755                            |
| TOTAL SPECIAL REVENUE FUNDS  | 8,291,139   | 0                                | 45,420,346                       | 53,711,485                  | 53,711,485         | 0                                | 53,711,485                        |
| <b>CAPITAL PROJECT FUNDS</b> |   |                                  |                                  |                             |                    |                                  |                                   |
| 0093 CRIME JUST.CONSTRUCTION | 235,024   | 0                                | 43,600                           | 278,624                     | 278,624            | 0                                | 278,624                           |
| 0096 CAPITAL IMPROVEMENT     | 0   | 0                                | 1,223,125                        | 1,223,125                   | 1,223,125          | 0                                | 1,223,125                         |
| TOTAL CAPITAL PROJECT FUNDS  | 235,024   | 0                                | 1,266,725                        | 1,501,749                   | 1,501,749          | 0                                | 1,501,749                         |
| TOTAL GOVERNMENTAL FUNDS     | 9,331,215   | 0                                | 78,391,633                       | 87,722,848                  | 87,722,848         | 0                                | 87,722,848                        |

APPROPRIATIONS LIMIT 31,091,818

APPROPRIATIONS SUBJECT TO LIMIT 15,163,016

| FUND NAME                    | TOTAL<br>FUND BALANCE<br>June 30, 2015 | LESS: FUND<br>ENCUMBRANCES | BALANCE-RSRVD/DSGNTD |              |  | FUND BALANCE<br>UNRSRVD/UNDSGNTD |
|------------------------------|--|----------------------------|----------------------|--------------|--|----------------------------------|
|                              |  |                            | GENERAL/OTHR         |              |  |                                  |
|                              |  |                            | RESERVES             | DESIGNATIONS |  |                                  |
| GENERAL FUND                 |  |                            |                      |              |  |                                  |
| 0001 GENERAL                 | 3,828,177                              | 0                          | 2,000,000            | 1,023,125    |  | 805,052                          |
| TOTAL GENERAL FUND           | 3,828,177                              | 0                          | 2,000,000            | 1,023,125    |  | 805,052                          |
| SPECIAL REVENUE FUNDS        |  |                            |                      |              |  |                                  |
| 0002 ROAD                    | 6,468,749                              | 0                          | 2,802,809            | 0            |  | 3,665,940                        |
| 0003 FISH AND GAME           | 8,548                                  | 0                          | 1,570                | 0            |  | 6,978                            |
| 0004 CHILD ABUSE PREVENTION  | 0                                      | 0                          | 0                    | 0            |  | 0                                |
| 0005 COUNTY FAIR             | -1                                     | 0                          | 0                    | 0            |  | -1                               |
| 0009A AUD-CO LOCAL REV 2011  | 0                                      | 0                          | 0                    | 0            |  | 0                                |
| 0011 TITLE III               | 527,492                                | 0                          | 0                    | 0            |  | 527,492                          |
| 0013 DEPT. SOCIAL SERVICES   | -2,000,452                             | 0                          | 0                    | 0            |  | -2,000,452                       |
| 0014 MENTAL HEALTH           | 10,377,756                             | 0                          | 6,126,161            | 251,200      |  | 4,000,395                        |
| 0015 PUBLIC HEALTH           | 1,272,153                              | 0                          | 563,803              | 0            |  | 708,350                          |
| 0016 ALCOHOL & DRUG          | -89,862                                | 0                          | 0                    | 0            |  | -89,862                          |
| 0017 SHERIFF GRANTS          | 730,043                                | 0                          | 0                    | 0            |  | 730,043                          |
| 001D DA GRANTS               | 2,600                                  | 0                          | 0                    | 0            |  | 2,600                            |
| 0025 COUNTY LOCAL REV AB 109 | 0                                      | 0                          | 0                    | 0            |  | 0                                |
| 0035 CHILD SUPPORT           | 89,184                                 | 0                          | 166,564              | 0            |  | -77,380                          |
| 0037 DNA PROP 69             | 17,163                                 | 0                          | 0                    | 0            |  | 17,163                           |
| 0046 PROB GRANT DEPT(S)      | 242,803                                | 0                          | 0                    | 0            |  | 242,803                          |
| 0053 TOBACCO SETTLMNT        | 325,873                                | 0                          | 302,012              | 0            |  | 23,861                           |
| 0057 SOLID WASTE GRANTS      | 1,997                                  | 0                          | 0                    | 0            |  | 1,997                            |
| 0062 RECORDERS FUNDS         | 466,037                                | 0                          | 0                    | 0            |  | 466,037                          |
| 0063 AC SPAY/NEUTERED        | 2,613                                  | 0                          | 0                    | 0            |  | 2,613                            |
| 0064 DOMESTIC VIOLENCE       | 1,000                                  | 0                          | 0                    | 0            |  | 1,000                            |
| 0067 HAVA ELECTIONS          | 61,562                                 | 0                          | 0                    | 0            |  | 61,562                           |
| TOTAL SPECIAL REVENUE FUNDS  | 18,505,258                             | 0                          | 9,962,919            | 251,200      |  | 8,291,139                        |
| CAPITAL PROJECT FUNDS        |  |                            |                      |              |  |                                  |
| 0093 CRIME JUST.CONSTRUCTION | 235,024                                | 0                          | 0                    | 0            |  | 235,024                          |
| 0096 CAPITAL IMPROVEMENT     | 0                                      | 0                          | 0                    | 0            |  | 0                                |
| TOTAL CAPITAL PROJECT FUNDS  | 235,024                                | 0                          | 0                    | 0            |  | 235,024                          |
| TOTAL GOVERNMENTAL FUNDS     | 22,568,459                             | 0                          | 11,962,919           | 251,200      |  | 9,331,215                        |

| DESCRIPTION                 | RESERVES/<br>DSGNTNS | DECREASES   |         | INCREASES   |         | TOTAL                         |
|-----------------------------|----------------------|-------------|---------|-------------|---------|-------------------------------|
|                             | June 30, 2015        | RECOMMENDED | ADOPTED | RECOMMENDED | ADOPTED | RSRV/DSGNTS<br>FOR BUGET YEAR |
| GENERAL FUND                |                      |             |         |             |         |                               |
| 0001 GENERAL                |                      |             |         |             |         |                               |
| GENERAL RESERVES            | 2,000,000            | 0           | 0       | 0           | 0       | 2,000,000                     |
| DESIGNATIONS                | 1,023,125            | 0           | 0       | 0           | 0       | 1,023,125                     |
| TOTAL GENERAL FUND          | 3,023,125            | 0           | 0       | 0           | 0       | 3,023,125                     |
| SPECIAL REVENUE FUNDS       |                      |             |         |             |         |                               |
| 0002 ROAD                   |                      |             |         |             |         |                               |
| GENERAL RESERVES            | 2,802,809            | 0           | 0       | 0           | 0       | 2,802,809                     |
| DESIGNATIONS                | 0                    | 0           | 0       | 0           | 0       | 0                             |
| TOTAL ROAD FUND             | 2,802,809            | 0           | 0       | 0           | 0       | 2,802,809                     |
| 0003 FISH AND GAME          |                      |             |         |             |         |                               |
| GENERAL RESERVES            | 1,570                | 0           | 0       | 0           | 0       | 1,570                         |
| 0004 CHILD ABUSE PREVENTION |                      |             |         |             |         |                               |
| DESIGNATIONS                | 0                    | 0           | 0       | 0           | 0       | 0                             |
| 0005 COUNTY FAIR            |                      |             |         |             |         |                               |
| DESIGNATIONS                | 0                    | 0           | 0       | 0           | 0       | 0                             |
| 0009A AUD-CO LOCAL REV 2011 |                      |             |         |             |         |                               |
| DESIGNATIONS                | 0                    | 0           | 0       | 0           | 0       | 0                             |
| 0011 TITLE III              |                      |             |         |             |         |                               |
| DESIGNATIONS                | 0                    | 0           | 0       | 0           | 0       | 0                             |
| 0013 SOCIAL SERVICES        |                      |             |         |             |         |                               |
| DESIGNATIONS                | 0                    | 0           | 0       | 0           | 0       | 0                             |
| 0014 MENTAL HEALTH          |                      |             |         |             |         |                               |
| GENERAL RESERVES            | 6,126,161            | 0           | 0       | 0           | 0       | 6,126,161                     |
| DESIGNATIONS                | 251,200              | 0           | 0       | 0           | 0       | 251,200                       |
| TOTAL MENTAL HEALTH         | 6,377,361            | 0           | 0       | 0           | 0       | 6,377,361                     |
| 0015 PUBLIC HEALTH          |                      |             |         |             |         |                               |
| GENERAL RESERVES            | 563,803              | 0           | 0       | 0           | 0       | 563,803                       |
| DESIGNATIONS                | 0                    | 0           | 0       | 0           | 0       | 0                             |
| TOTAL PUBLIC HEALTH         | 563,803              | 0           | 0       | 0           | 0       | 563,803                       |
| 0016 ALCOHOL & DRUG         |                      |             |         |             |         |                               |
| DESIGNATIONS                | 0                    | 0           | 0       | 0           | 0       | 0                             |

| DESCRIPTION                   | RESERVES/<br>DSGNTNS<br>June 30, 2015 | DECREASES   |         | INCREASES   |         | TOTAL<br>RSRV/DSGNTS<br>FOR BUDGET YEAR |
|-------------------------------|---------------------------------------|-------------|---------|-------------|---------|---|
|                               |                                       | RECOMMENDED | ADOPTED | RECOMMENDED | ADOPTED |   |
| 0025 COUNTY LOCAL REV AB 109  |                                       |             |         |             |         |   |
| DESIGNATIONS                  | 0                                     | 0           | 0       | 0           | 0       | 0                                       |
| 0035 CHILD SUPPORT            |                                       |             |         |             |         |   |
| GENERAL RESERVES              | 166,564                               | 0           | 0       | 0           | 0       | 166,564                                 |
| DESIGNATIONS                  | 0                                     | 0           | 0       | 0           | 0       | 0                                       |
| TOTAL CHILD SUPPORT           | 166,564                               | 0           | 0       | 0           | 0       | 166,564                                 |
| 0037 DNA PENALTY              |                                       |             |         |             |         |   |
| DESIGNATIONS                  | 0                                     | 0           | 0       | 0           | 0       | 0                                       |
| 0046 PROBATION GRANTS         |                                       |             |         |             |         |   |
| DESIGNATIONS                  | 0                                     | 0           | 0       | 0           | 0       | 0                                       |
| 0053 TOBACCO SETTLEMENT FUND  |                                       |             |         |             |         |   |
| GENERAL RESERVES              | 302,012                               | 0           | 0       | 0           | 0       | 302,012                                 |
| DESIGNATIONS                  | 0                                     | 0           | 0       | 0           | 0       | 0                                       |
| TOTAL TOBACCO SETTLEMENT FUND | 302,012                               | 0           | 0       | 0           | 0       | 302,012                                 |
| 0057 SOLID WASTE GRANTS       |                                       |             |         |             |         |   |
| DESIGNATION                   | 0                                     | 0           | 0       | 0           | 0       | 0                                       |
| 0062 RECORDERS FUNDS          |                                       |             |         |             |         |   |
| DESIGNATIONS                  | 0                                     | 0           | 0       | 0           | 0       | 0                                       |
| 0064 DOMESTIC VIOLENCE        |                                       |             |         |             |         |   |
| DESIGNATIONS                  | 0                                     | 0           | 0       | 0           | 0       | 0                                       |
| 0067 HAVA ELECTIONS           |                                       |             |         |             |         |   |
| DESIGNATIONS                  | 0                                     | 0           | 0       | 0           | 0       | 0                                       |
| TOTAL SPECIAL REVENUE FUNDS   | 10,214,119                            | 0           | 0       | 0           | 0       | 10,214,119                              |
| CAPITAL PROJECT FUNDS         |                                       |             |         |             |         |   |
| 0093 CRIME JUST.CONSTRUCTION  |                                       |             |         |             |         |   |
| DESIGNATIONS                  | 0                                     | 0           | 0       | 0           | 0       | 0                                       |
| TOTAL CAPITAL PROJECT FUNDS   | 0                                     | 0           | 0       | 0           | 0       | 0                                       |
| TOTAL BY GOVERNMENTAL FUNDS   | 13,237,244                            | 0           | 0       | 0           | 0       | 13,237,244                              |

| DESCRIPTION                    | 2013-14<br>ACTUAL | 2014-15<br>ACTUAL | 2015-16<br>RECOMMENDED | 2015-16<br>ADOPTED |
|--------------------------------|-------------------|-------------------|------------------------|--------------------|
| <b>SUMMARIZATION BY SOURCE</b> |                   |                   |                        |                    |
| TAX REVENUE                    | 15,526,805        | 15,159,946        | 14,793,609             | 14,793,609         |
| LICENSES & PERMITS             | 717,507           | 733,501           | 653,800                | 653,800            |
| FINES & PENALTIES              | 297,961           | 284,605           | 274,470                | 274,470            |
| USE OF MONEY & PROPERTY        | 365,408           | 441,146           | 389,945                | 389,945            |
| STATE & FEDERAL AID            | 31,024,777        | 28,933,622        | 35,854,784             | 35,854,784         |
| CHARGES FOR SERVICES           | 3,963,552         | 5,975,966         | 5,880,335              | 5,880,335          |
| OTHER REVENUE                  | 651,723           | 930,132           | 599,431                | 599,431            |
| TRANSFER                       | 14,119,096        | 34,606,074        | 19,945,259             | 19,945,259         |
| TOTAL SUMMARIZATION BY SOURCE  | 66,666,829        | 87,064,992        | 78,391,633             | 78,391,633         |
| <b>SUMMARIZATION BY FUND</b>   |                   |                   |                        |                    |
| GENERAL                        | 28,587,037        | 28,839,065        | 31,704,562             | 31,704,562         |
| ROAD                           | 7,532,957         | 5,267,344         | 11,181,135             | 11,181,135         |
| FISH AND GAME                  | 2,495             | 2,365             | 1,700                  | 1,700              |
| CHILD ABUSE PREVENTION         | 47,204            | 46,241            |                        |                    |
| COUNTY FAIR                    | 446,565           | 457,604           | 490,153                | 490,153            |
| AUD- CO LOCAL REV 2011         | 5,646,944         | 6,136,533         | 4,771,439              | 4,771,439          |
| TITLE III                      | 245,559           | 229,112           | 229,111                | 229,111            |
| DEPT. SOCIAL SERVICES          | 8,742,081         | 11,378,470        | 11,678,259             | 11,678,259         |
| MENTAL HEALTH                  | 5,142,599         | 4,953,866         | 4,998,731              | 4,998,731          |
| PUBLIC HEALTH                  | 4,176,743         | 5,601,990         | 6,171,287              | 6,171,287          |
| ALCOHOL & DRUG                 | 887,126           | 826,137           | 798,138                | 798,138            |
| SHERIFF GRANTS                 | 1,888,927         | 2,325,817         | 2,423,922              | 2,423,922          |
| ** NOT FOUND **                |                   |                   |                        |                    |
| ** NOT FOUND **                |                   |                   |                        |                    |
| CLSD***PROP 40/ST BND REC      |                   |                   |                        |                    |
| COUNTY LOCAL REV AB109         | 534,359           | 705,538           | 700,000                | 700,000            |
| CHILD SUPPORT                  | 717,477           | 648,941           | 842,958                | 842,958            |
| DNA PENALTY (PROP 69)          | 7,975             | 5,954             |                        |                    |
| PROB GRANT DEPT(S)             | 541,418           | 899,470           | 880,271                | 880,271            |
| CLSD***LKE DAVIS STTLMNT       |                   |                   |                        |                    |
| TOBACCO SETTLEMENT FUND        | 200,917           | 1,489             | 176,200                | 176,200            |
| SW GRANTS (PW)                 | 10,047            | 20,078            | 20,000                 | 20,000             |
| RECORDERS FUND                 | 50,778            | 142,389           | 52,539                 | 52,539             |
| ANIMAL CONT. SPAY/NEUTER       | 1,107             | 3,734             | 1,200                  | 1,200              |
| DOMESTIC VIOL ASSISTANCE       | 4,205             | 3,918             | 3,110                  | 3,110              |
| HAVA - ELECTIONS               | 108               | 170               | 193                    | 193                |
| **DO NOT USE**PCCDC PILT       |                   | 41,602            |                        |                    |
| CLSD***QLG LITIGATN            |                   |                   |                        |                    |
| CRIMINAL JUS. CONST. FUND      | 54,279            | 50,819            | 43,600                 | 43,600             |

COUNTY OF PLUMAS  
SUMMARY OF ADDITIONAL FINANCING SOURCES BY SOURCE AND FUND  
GOVERNMENTAL FUNDS  
FISCAL YEAR 2015-16

| DESCRIPTION                       | 2013-14<br>ACTUAL | 2014-15<br>ACTUAL | 2015-16<br>RECOMMENDED | 2015-16<br>ADOPTED |
|-----------------------------------|-------------------|-------------------|------------------------|--------------------|
| SUMMARIZATION BY FUND (CONTINUED) |                   |                   |                        |                    |
| CAPITAL IMPROVEMENTS              | 1,197,922         | 18,476,346        | 1,223,125              | 1,223,125          |
| TOTAL SUMMARIZATION BY FUND       | 66,666,829        | 87,064,992        | 78,391,633             | 78,391,633         |

| DESCRIPTION                   | 2013-14<br>ACTUAL | 2014-15<br>ACTUAL | 2015-16<br>RECOMMENDED | 2015-16<br>ADOPTED |
|-------------------------------|-------------------|-------------------|------------------------|--------------------|
| ** NOT FOUND **               |                   |                   |                        |                    |
| ** NOT FOUND **               |                   |                   |                        |                    |
| FINES & PENALTIES             |                   |                   |                        |                    |
| FINES                         |                   |                   |                        |                    |
| TOTAL FINES & PENALTIES       |                   |                   |                        |                    |
| TOTAL ** NOT FOUND **         |                   |                   |                        |                    |
| ** NOT FOUND **               |                   |                   |                        |                    |
| OTHER REVENUE                 |                   |                   |                        |                    |
| MISCELLANEOUS REVENUE         |                   |                   |                        |                    |
| TOTAL OTHER REVENUE           |                   |                   |                        |                    |
| TOTAL ** NOT FOUND **         |                   |                   |                        |                    |
| TOTAL ** NOT FOUND **         |                   |                   |                        |                    |
| GENERAL FUND                  |                   |                   |                        |                    |
| GENERAL                       |                   |                   |                        |                    |
| TAX REVENUE                   |                   |                   |                        |                    |
| PROPERTY TAXES                | 9,750,308         | 9,709,787         | 10,039,996             | 10,039,996         |
| PENALTIES                     | 1,309,608         | 806,258           | 180,000                | 180,000            |
| OTHER TAXES                   | 4,445,799         | 4,622,713         | 4,553,290              | 4,553,290          |
| TOTAL TAX REVENUE             | 15,505,715        | 15,138,759        | 14,773,286             | 14,773,286         |
| LICENSES & PERMITS            |                   |                   |                        |                    |
| LICENSES                      | 25,022            | 25,863            | 22,200                 | 22,200             |
| PERMITS                       | 616,831           | 629,111           | 560,500                | 560,500            |
| TOTAL LICENSES & PERMITS      | 641,853           | 654,974           | 582,700                | 582,700            |
| FINES & PENALTIES             |                   |                   |                        |                    |
| FINES                         | 1,594             | 899               | 1,120                  | 1,120              |
| OTHER COURT FINES             | 84                | 162               | 150                    | 150                |
| PENALTIES                     | 219,798           | 218,707           | 223,000                | 223,000            |
| TOTAL FINES & PENALTIES       | 221,477           | 219,768           | 224,270                | 224,270            |
| USE OF MONEY & PROPERTY       |                   |                   |                        |                    |
| INTEREST                      | 11,042            | 18,808            | 14,019                 | 14,019             |
| RENTS & CONC. GENERAL         | 49,597            | 63,799            | 46,713                 | 46,713             |
| TOTAL USE OF MONEY & PROPERTY | 60,638            | 82,608            | 60,732                 | 60,732             |
| STATE & FEDERAL AID           |                   |                   |                        |                    |
| STATE AID                     | 1,005,706         | 1,192,384         | 1,709,145              | 1,709,145          |
| FEDERAL AID                   | 563,263           | 467,224           | 526,500                | 526,500            |
| TOTAL STATE & FEDERAL AID     | 1,568,969         | 1,659,608         | 2,235,645              | 2,235,645          |
| CHARGES FOR SERVICES          |                   |                   |                        |                    |
| ASSESSMENT & TAX COLL.FEE     | 516,761           | 516,284           | 499,000                | 499,000            |
| AUDITING & ACCOUNTING FEE     | 41,186            | 43,595            | 37,600                 | 37,600             |
| ELECTION SERVICES             | 22,131            | 42,410            | 26,935                 | 26,935             |
| LEGAL SERVICES                | 8,290             | 7,196             | 8,000                  | 8,000              |
| PLAN,ENG, BLDG SERVICES       | 23,349            | 20,903            | 14,430                 | 14,430             |
| AGRICULTURAL SERVICES         | 38,652            | 37,151            | 35,300                 | 35,300             |
| CIVIL PROCESSING SERVICES     | 9,194             | 9,026             | 9,100                  | 9,100              |
| COURT FEES & COST             | 45,464            | 43,106            | 42,300                 | 42,300             |
| ESTATE FEES                   | 12,987            | 7,330             | 2,000                  | 2,000              |
| HUMANE SERVICES               | 13,624            | 14,778            | 14,300                 | 14,300             |
| LAW ENFORCEMENT SERVICES      | 136,641           | 115,673           | 142,840                | 142,840            |
| RECORDING FEES                | 143,115           | 134,780           | 129,800                | 129,800            |
| HEALTH FEES                   | 8,483             | 8,717             | 7,485                  | 7,485              |
| CALIFORNIA CHILDREN SEVR.     | 1                 | 3                 | 10                     | 10                 |
| SANITATION SERVICES           | 215,878           | 239,563           | 206,000                | 206,000            |
| INST. CARE & SERVICES         | 3,165             | 4,960             | 6,200                  | 6,200              |
| LIBRARY SERVICES              | 7,151             | 8,243             | 8,000                  | 8,000              |
| PARK & REC. FEES              | 7,695             | 8,035             | 10,125                 | 10,125             |
| OTHER SERVICES                | 1,694,825         | 1,320,489         | 1,538,897              | 1,538,897          |
| TOTAL CHARGES FOR SERVICES    | 2,948,592         | 2,582,240         | 2,738,322              | 2,738,322          |
| OTHER REVENUE                 |                   |                   |                        |                    |
| OTHER REVENUE                 | 39,078            | 44,636            | 500                    | 500                |
| OTHER SALES                   |                   |                   |                        |                    |
| MISCELLANEOUS REVENUE         | 259,542           | 529,848           | 278,321                | 278,321            |
| FAIR MISCELLANEOUS            | 89                | 585               |                        |                    |
| CONT. FROM OTHER AGENCYS      | 105,206           | 93,409            | 111,874                | 111,874            |
| TOTAL OTHER REVENUE           | 403,914           | 668,477           | 390,695                | 390,695            |



| DESCRIPTION                   | 2013-14<br>ACTUAL | 2014-15<br>ACTUAL | 2015-16<br>RECOMMENDED | 2015-16<br>ADOPTED |
|-------------------------------|-------------------|-------------------|------------------------|--------------------|
| GENERAL FUND (CONTINUED)      |                   |                   |                        |                    |
| GENERAL (CONTINUED)           |                   |                   |                        |                    |
| TRANSFER                      |                   |                   |                        |                    |
| TRANSFER                      | 5,832,876         | 6,183,108         | 7,073,598              | 7,073,598          |
| TRANSFER                      | 1,403,003         | 1,649,523         | 3,625,314              | 3,625,314          |
| TOTAL TRANSFER                | 7,235,879         | 7,832,631         | 10,698,912             | 10,698,912         |
| TOTAL GENERAL                 | 28,587,037        | 28,839,065        | 31,704,562             | 31,704,562         |
| TOTAL GENERAL FUND            | 28,587,037        | 28,839,065        | 31,704,562             | 31,704,562         |
| SPECIAL REV NON-MAJOR         |                   |                   |                        |                    |
| FISH AND GAME                 |                   |                   |                        |                    |
| FINES & PENALTIES             |                   |                   |                        |                    |
| OTHER COURT FINES             | 698               | 1,566             | 1,000                  | 1,000              |
| TOTAL FINES & PENALTIES       | 698               | 1,566             | 1,000                  | 1,000              |
| USE OF MONEY & PROPERTY       |                   |                   |                        |                    |
| INTEREST                      | 284               | 384               | 500                    | 500                |
| TOTAL USE OF MONEY & PROPERTY | 284               | 384               | 500                    | 500                |
| STATE & FEDERAL AID           |                   |                   |                        |                    |
| FEDERAL AID                   | 180               | 184               | 200                    | 200                |
| TOTAL STATE & FEDERAL AID     | 180               | 184               | 200                    | 200                |
| OTHER REVENUE                 |                   |                   |                        |                    |
| MISCELLANEOUS REVENUE         | 1,333             | 231               |                        |                    |
| TOTAL OTHER REVENUE           | 1,333             | 231               |                        |                    |
| TOTAL FISH AND GAME           | 2,495             | 2,365             | 1,700                  | 1,700              |
| CHILD ABUSE PREVENTION        |                   |                   |                        |                    |
| USE OF MONEY & PROPERTY       |                   |                   |                        |                    |
| INTEREST                      | 93                | 161               |                        |                    |
| RENTS & CONC. GENERAL         | 400               | 350               |                        |                    |
| TOTAL USE OF MONEY & PROPERTY | 493               | 511               |                        |                    |
| STATE & FEDERAL AID           |                   |                   |                        |                    |
| FEDERAL AID                   | 28,190            | 28,002            |                        |                    |
| TOTAL STATE & FEDERAL AID     | 28,190            | 28,002            |                        |                    |
| CHARGES FOR SERVICES          |                   |                   |                        |                    |
| CALIFORNIA CHILDREN SEVR.     | 2,531             | 2,369             |                        |                    |
| TOTAL CHARGES FOR SERVICES    | 2,531             | 2,369             |                        |                    |
| OTHER REVENUE                 |                   |                   |                        |                    |
| OTHER REVENUE                 |                   |                   |                        |                    |
| CONT. FROM OTHER AGENCYS      | 15,989            | 15,359            |                        |                    |
| TOTAL OTHER REVENUE           | 15,989            | 15,359            |                        |                    |
| TOTAL CHILD ABUSE PREVENTION  | 47,204            | 46,241            |                        |                    |
| COUNTY FAIR                   |                   |                   |                        |                    |
| TAX REVENUE                   |                   |                   |                        |                    |
| OTHER TAXES                   | 1,873             | 2,162             | 1,500                  | 1,500              |
| TOTAL TAX REVENUE             | 1,873             | 2,162             | 1,500                  | 1,500              |
| USE OF MONEY & PROPERTY       |                   |                   |                        |                    |
| INTEREST                      | 57                | 55                |                        |                    |
| RENTS & CONCESSIONS SPACE     | 18,025            | 18,735            | 18,900                 | 18,900             |
| RENTS & CONC. CONC. SPACE     | 66,472            | 64,344            | 67,000                 | 67,000             |
| RENTS & CONC. INTERIM         | 125,608           | 137,976           | 130,000                | 130,000            |
| TOTAL USE OF MONEY & PROPERTY | 210,162           | 221,110           | 215,900                | 215,900            |
| STATE & FEDERAL AID           |                   |                   |                        |                    |
| STATE AID                     | 36,000            | 36,000            | 81,828                 | 81,828             |
| TOTAL STATE & FEDERAL AID     | 36,000            | 36,000            | 81,828                 | 81,828             |
| CHARGES FOR SERVICES          |                   |                   |                        |                    |
| COURT FEES & COST             | 352               | 1,021             |                        |                    |
| OTHER SERVICES                | 13,170            | 9,640             | 13,500                 | 13,500             |
| FAIR ADMISSION FEES           | 29,925            | 26,102            | 27,111                 | 27,111             |
| FAIR EXHIBIT FEES             | 8,979             | 11,401            | 6,276                  | 6,276              |
| FAIR HORSE SHOW               | 930               | 2,436             | 933                    | 933                |
| FAIR ATTRACTION REVENUE       |                   | 2,272             |                        |                    |

| DESCRIPTION                       | 2013-14<br>ACTUAL | 2014-15<br>ACTUAL | 2015-16<br>RECOMMENDED | 2015-16<br>ADOPTED |
|-----------------------------------|-------------------|-------------------|------------------------|--------------------|
| SPECIAL REV NON-MAJOR (CONTINUED) |                   |                   |                        |                    |
| COUNTY FAIR (CONTINUED)           |                   |                   |                        |                    |
| CHARGES FOR SERVICES (CONTINUED)  |                   |                   |                        |                    |
| TOTAL CHARGES FOR SERVICES        | 53,355            | 52,872            | 47,820                 | 47,820             |
| OTHER REVENUE                     |                   |                   |                        |                    |
| MISCELLANEOUS REVENUE             | 4,501             | 1,417             | 5,800                  | 5,800              |
| FAIR MISCELLANEOUS                | 20,242            | 15,131            | 21,816                 | 21,816             |
| CONT. FROM OTHER AGENCYS          | 5,000             | 5,500             | 5,000                  | 5,000              |
| TOTAL OTHER REVENUE               | 29,743            | 22,048            | 32,616                 | 32,616             |
| TRANSFER                          |                   |                   |                        |                    |
| TRANSFER                          | 110,432           | 118,414           | 105,490                | 105,490            |
| TRANSFER                          | 4,999             | 4,999             | 4,999                  | 4,999              |
| TOTAL TRANSFER                    | 115,431           | 123,413           | 110,489                | 110,489            |
| TOTAL COUNTY FAIR                 | 446,565           | 457,604           | 490,153                | 490,153            |
| AUD- CO LOCAL REV 2011            |                   |                   |                        |                    |
| STATE & FEDERAL AID               |                   |                   |                        |                    |
| STATE AID                         | 5,646,944         | 6,136,533         | 4,771,439              | 4,771,439          |
| TOTAL STATE & FEDERAL AID         | 5,646,944         | 6,136,533         | 4,771,439              | 4,771,439          |
| TOTAL AUD- CO LOCAL REV 2011      | 5,646,944         | 6,136,533         | 4,771,439              | 4,771,439          |
| TITLE III                         |                   |                   |                        |                    |
| USE OF MONEY & PROPERTY           |                   |                   |                        |                    |
| INTEREST                          | 76                |                   |                        |                    |
| TOTAL USE OF MONEY & PROPERTY     | 76                |                   |                        |                    |
| STATE & FEDERAL AID               |                   |                   |                        |                    |
| FEDERAL AID                       | 245,483           | 229,112           | 229,111                | 229,111            |
| TOTAL STATE & FEDERAL AID         | 245,483           | 229,112           | 229,111                | 229,111            |
| TRANSFER                          |                   |                   |                        |                    |
| TRANSFER                          |                   |                   |                        |                    |
| TOTAL TRANSFER                    |                   |                   |                        |                    |
| TOTAL TITLE III                   | 245,559           | 229,112           | 229,111                | 229,111            |
| ALCOHOL & DRUG                    |                   |                   |                        |                    |
| FINES & PENALTIES                 |                   |                   |                        |                    |
| PENALTIES                         | 3,650             | 3,555             | 3,500                  | 3,500              |
| TOTAL FINES & PENALTIES           | 3,650             | 3,555             | 3,500                  | 3,500              |
| USE OF MONEY & PROPERTY           |                   |                   |                        |                    |
| INTEREST                          | 23                |                   |                        |                    |
| TOTAL USE OF MONEY & PROPERTY     | 23                |                   |                        |                    |
| STATE & FEDERAL AID               |                   |                   |                        |                    |
| STATE AID                         |                   |                   |                        |                    |
| FEDERAL AID                       | 525,216           | 416,164           | 445,538                | 445,538            |
| TOTAL STATE & FEDERAL AID         | 525,216           | 416,164           | 445,538                | 445,538            |
| CHARGES FOR SERVICES              |                   |                   |                        |                    |
| ASSESSMENT & TAX COLL.FEE         | 9,673             | 8,351             | 7,500                  | 7,500              |
| ALCOHOL & DRUG SERVICE            | 19                | 30                |                        |                    |
| HEALTH FEES                       | 4,483             | 4,208             | 4,050                  | 4,050              |
| MENTAL HEALTH SERVICES            |                   | 23,105            |                        |                    |
| OTHER SERVICES                    | 214               | 778               | 350                    | 350                |
| TOTAL CHARGES FOR SERVICES        | 14,389            | 36,472            | 11,900                 | 11,900             |
| OTHER REVENUE                     |                   |                   |                        |                    |
| FAIR MISCELLANEOUS                | 900               | 1,950             | 1,000                  | 1,000              |
| TOTAL OTHER REVENUE               | 900               | 1,950             | 1,000                  | 1,000              |
| TRANSFER                          |                   |                   |                        |                    |
| TRANSFER                          | 342,947           | 365,996           | 290,000                | 290,000            |
| TRANSFER                          |                   | 2,000             | 46,200                 | 46,200             |
| TOTAL TRANSFER                    | 342,947           | 367,996           | 336,200                | 336,200            |
| TOTAL ALCOHOL & DRUG              | 887,126           | 826,137           | 798,138                | 798,138            |
| SHERIFF GRANTS                    |                   |                   |                        |                    |
| TAX REVENUE                       |                   |                   |                        |                    |
| PROPERTY TAXES                    | 18,264            | 17,924            | 18,223                 | 18,223             |

| DESCRIPTION                       | 2013-14<br>ACTUAL | 2014-15<br>ACTUAL | 2015-16<br>RECOMMENDED | 2015-16<br>ADOPTED |
|-----------------------------------|-------------------|-------------------|------------------------|--------------------|
| SPECIAL REV NON-MAJOR (CONTINUED) |                   |                   |                        |                    |
| SHERIFF GRANTS (CONTINUED)        |                   |                   |                        |                    |
| TAX REVENUE (CONTINUED)           |                   |                   |                        |                    |
| TOTAL TAX REVENUE                 | 18,264            | 17,924            | 18,223                 | 18,223             |
| FINES & PENALTIES                 |                   |                   |                        |                    |
| FINES                             | 3,141             | 1,091             |                        |                    |
| TOTAL FINES & PENALTIES           | 3,141             | 1,091             |                        |                    |
| USE OF MONEY & PROPERTY           |                   |                   |                        |                    |
| INTEREST                          | 226               | 189               | 160                    | 160                |
| TOTAL USE OF MONEY & PROPERTY     | 226               | 189               | 160                    | 160                |
| STATE & FEDERAL AID               |                   |                   |                        |                    |
| STATE AID                         | 602,995           | 463,536           | 517,418                | 517,418            |
| FEDERAL AID                       | 100,595           | 82,779            | 200                    | 200                |
| TOTAL STATE & FEDERAL AID         | 703,590           | 546,315           | 517,618                | 517,618            |
| CHARGES FOR SERVICES              |                   |                   |                        |                    |
| LAW ENFORCEMENT SERVICES          | 3,754             | 3,408             | 3,400                  | 3,400              |
| OTHER SERVICES                    | 15,809            | 12,279            | 12,000                 | 12,000             |
| TOTAL CHARGES FOR SERVICES        | 19,563            | 15,687            | 15,400                 | 15,400             |
| OTHER REVENUE                     |                   |                   |                        |                    |
| MISCELLANEOUS REVENUE             | 39,659            | 41,158            | 122,820                | 122,820            |
| CONT. FROM OTHER AGENCYS          |                   |                   |                        |                    |
| TOTAL OTHER REVENUE               | 39,659            | 41,158            | 122,820                | 122,820            |
| TRANSFER                          |                   |                   |                        |                    |
| TRANSFER                          | 916,049           | 1,551,233         | 881,793                | 881,793            |
| TRANSFER                          | 188,436           | 152,221           | 867,908                | 867,908            |
| TOTAL TRANSFER                    | 1,104,484         | 1,703,454         | 1,749,701              | 1,749,701          |
| TOTAL SHERIFF GRANTS              | 1,888,927         | 2,325,817         | 2,423,922              | 2,423,922          |
| CLSD***PROP 40/ST BND REC         |                   |                   |                        |                    |
| USE OF MONEY & PROPERTY           |                   |                   |                        |                    |
| INTEREST                          |                   |                   |                        |                    |
| TOTAL USE OF MONEY & PROPERTY     |                   |                   |                        |                    |
| STATE & FEDERAL AID               |                   |                   |                        |                    |
| STATE AID                         |                   |                   |                        |                    |
| TOTAL STATE & FEDERAL AID         |                   |                   |                        |                    |
| TOTAL CLSD***PROP 40/ST BND REC   |                   |                   |                        |                    |
| COUNTY LOCAL REV AB109            |                   |                   |                        |                    |
| USE OF MONEY & PROPERTY           |                   |                   |                        |                    |
| INTEREST                          | 17                |                   |                        |                    |
| TOTAL USE OF MONEY & PROPERTY     | 17                |                   |                        |                    |
| STATE & FEDERAL AID               |                   |                   |                        |                    |
| STATE AID                         | 534,342           | 705,538           | 700,000                | 700,000            |
| TOTAL STATE & FEDERAL AID         | 534,342           | 705,538           | 700,000                | 700,000            |
| TOTAL COUNTY LOCAL REV AB109      | 534,359           | 705,538           | 700,000                | 700,000            |
| CHILD SUPPORT                     |                   |                   |                        |                    |
| USE OF MONEY & PROPERTY           |                   |                   |                        |                    |
| INTEREST                          | 772               | 1,300             |                        |                    |
| TOTAL USE OF MONEY & PROPERTY     | 772               | 1,300             |                        |                    |
| STATE & FEDERAL AID               |                   |                   |                        |                    |
| STATE AID                         | 227,621           | 251,707           | 286,606                | 286,606            |
| FEDERAL AID                       | 489,209           | 395,942           | 556,352                | 556,352            |
| TOTAL STATE & FEDERAL AID         | 716,830           | 647,649           | 842,958                | 842,958            |
| OTHER REVENUE                     |                   |                   |                        |                    |
| FAIR MISCELLANEOUS                | -125              | -8                |                        |                    |
| TOTAL OTHER REVENUE               | -125              | -8                |                        |                    |
| TOTAL CHILD SUPPORT               | 717,477           | 648,941           | 842,958                | 842,958            |
| DNA PENALTY (PROP 69)             |                   |                   |                        |                    |
| FINES & PENALTIES                 |                   |                   |                        |                    |
| PENALTIES                         | 7,958             | 5,917             |                        |                    |

| DESCRIPTION                       | 2013-14<br>ACTUAL | 2014-15<br>ACTUAL | 2015-16<br>RECOMMENDED | 2015-16<br>ADOPTED |
|-----------------------------------|-------------------|-------------------|------------------------|--------------------|
| SPECIAL REV NON-MAJOR (CONTINUED) |                   |                   |                        |                    |
| DNA PENALTY (PROP 69) (CONTINUED) |                   |                   |                        |                    |
| FINES & PENALTIES (CONTINUED)     |                   |                   |                        |                    |
| TOTAL FINES & PENALTIES           | 7,958             | 5,917             |                        |                    |
| USE OF MONEY & PROPERTY           |                   |                   |                        |                    |
| INTEREST                          | 17                | 37                |                        |                    |
| TOTAL USE OF MONEY & PROPERTY     | 17                | 37                |                        |                    |
| TOTAL DNA PENALTY (PROP 69)       | 7,975             | 5,954             |                        |                    |
| PROB GRANT DEPT(S)                |                   |                   |                        |                    |
| FINES & PENALTIES                 |                   |                   |                        |                    |
| OTHER COURT FINES                 | 1,326             | 1,730             | 1,500                  | 1,500              |
| TOTAL FINES & PENALTIES           | 1,326             | 1,730             | 1,500                  | 1,500              |
| USE OF MONEY & PROPERTY           |                   |                   |                        |                    |
| INTEREST                          | 1,679             | 2,891             | 2,167                  | 2,167              |
| TOTAL USE OF MONEY & PROPERTY     | 1,679             | 2,891             | 2,167                  | 2,167              |
| STATE & FEDERAL AID               |                   |                   |                        |                    |
| STATE AID                         | 341,503           | 417,675           | 552,759                | 552,759            |
| FEDERAL AID                       |                   |                   |                        |                    |
| TOTAL STATE & FEDERAL AID         | 341,503           | 417,675           | 552,759                | 552,759            |
| TRANSFER                          |                   |                   |                        |                    |
| TRANSFER                          | 120,392           | 458,838           | 318,845                | 318,845            |
| TRANSFER                          | 76,519            | 18,335            | 5,000                  | 5,000              |
| TOTAL TRANSFER                    | 196,910           | 477,173           | 323,845                | 323,845            |
| TOTAL PROB GRANT DEPT(S)          | 541,418           | 899,470           | 880,271                | 880,271            |
| CLSD***LKE DAVIS STTLMNT          |                   |                   |                        |                    |
| USE OF MONEY & PROPERTY           |                   |                   |                        |                    |
| INTEREST                          |                   |                   |                        |                    |
| TOTAL USE OF MONEY & PROPERTY     |                   |                   |                        |                    |
| TOTAL CLSD***LKE DAVIS STTLMNT    |                   |                   |                        |                    |
| TOBACCO SETTLEMENT FUND           |                   |                   |                        |                    |
| USE OF MONEY & PROPERTY           |                   |                   |                        |                    |
| INTEREST                          | 917               | 1,489             | 1,200                  | 1,200              |
| TOTAL USE OF MONEY & PROPERTY     | 917               | 1,489             | 1,200                  | 1,200              |
| STATE & FEDERAL AID               |                   |                   |                        |                    |
| STATE AID                         |                   |                   | 175,000                | 175,000            |
| TOTAL STATE & FEDERAL AID         |                   |                   | 175,000                | 175,000            |
| TRANSFER                          |                   |                   |                        |                    |
| TRANSFER                          | 200,000           |                   |                        |                    |
| TOTAL TRANSFER                    | 200,000           |                   |                        |                    |
| TOTAL TOBACCO SETTLEMENT FUND     | 200,917           | 1,489             | 176,200                | 176,200            |
| SW GRANTS (PW)                    |                   |                   |                        |                    |
| USE OF MONEY & PROPERTY           |                   |                   |                        |                    |
| INTEREST                          | 47                | 78                |                        |                    |
| TOTAL USE OF MONEY & PROPERTY     | 47                | 78                |                        |                    |
| STATE & FEDERAL AID               |                   |                   |                        |                    |
| STATE AID                         | 10,000            | 20,000            | 20,000                 | 20,000             |
| TOTAL STATE & FEDERAL AID         | 10,000            | 20,000            | 20,000                 | 20,000             |
| TOTAL SW GRANTS (PW)              | 10,047            | 20,078            | 20,000                 | 20,000             |
| RECORDERS FUND                    |                   |                   |                        |                    |
| USE OF MONEY & PROPERTY           |                   |                   |                        |                    |
| INTEREST                          | 859               | 1,320             | 1,367                  | 1,367              |
| TOTAL USE OF MONEY & PROPERTY     | 859               | 1,320             | 1,367                  | 1,367              |
| CHARGES FOR SERVICES              |                   |                   |                        |                    |
| RECORDING FEES                    | 48,222            | 44,352            | 50,000                 | 50,000             |
| HEALTH FEES                       | 1,698             | 1,683             | 1,172                  | 1,172              |
| TOTAL CHARGES FOR SERVICES        | 49,920            | 46,035            | 51,172                 | 51,172             |

| DESCRIPTION                       | 2013-14<br>ACTUAL | 2014-15<br>ACTUAL | 2015-16<br>RECOMMENDED | 2015-16<br>ADOPTED |
|-----------------------------------|-------------------|-------------------|------------------------|--------------------|
| SPECIAL REV NON-MAJOR (CONTINUED) |                   |                   |                        |                    |
| RECORDERS FUND (CONTINUED)        |                   |                   |                        |                    |
| OTHER REVENUE                     |                   |                   |                        |                    |
| MISCELLANEOUS REVENUE             |                   | 95,035            |                        |                    |
| TOTAL OTHER REVENUE               |                   | 95,035            |                        |                    |
| TOTAL RECORDERS FUND              | 50,778            | 142,389           | 52,539                 | 52,539             |
| ANIMAL CONT. SPAY/NEUTER          |                   |                   |                        |                    |
| FINES & PENALTIES                 |                   |                   |                        |                    |
| FINES                             | 1,110             | 1,234             | 1,200                  | 1,200              |
| TOTAL FINES & PENALTIES           | 1,110             | 1,234             | 1,200                  | 1,200              |
| USE OF MONEY & PROPERTY           |                   |                   |                        |                    |
| INTEREST                          | -3                | 1                 |                        |                    |
| TOTAL USE OF MONEY & PROPERTY     | -3                | 1                 |                        |                    |
| OTHER REVENUE                     |                   |                   |                        |                    |
| MISCELLANEOUS REVENUE             |                   | 2,500             |                        |                    |
| TOTAL OTHER REVENUE               |                   | 2,500             |                        |                    |
| TRANSFER                          |                   |                   |                        |                    |
| TRANSFER                          |                   |                   |                        |                    |
| TOTAL TRANSFER                    |                   |                   |                        |                    |
| TOTAL ANIMAL CONT. SPAY/NEUTER    | 1,107             | 3,734             | 1,200                  | 1,200              |
| DOMESTIC VIOL ASSISTANCE          |                   |                   |                        |                    |
| LICENSES & PERMITS                |                   |                   |                        |                    |
| MARRIAGE LICENSE                  | 4,193             | 3,897             | 3,100                  | 3,100              |
| TOTAL LICENSES & PERMITS          | 4,193             | 3,897             | 3,100                  | 3,100              |
| USE OF MONEY & PROPERTY           |                   |                   |                        |                    |
| INTEREST                          | 11                | 21                | 10                     | 10                 |
| TOTAL USE OF MONEY & PROPERTY     | 11                | 21                | 10                     | 10                 |
| TOTAL DOMESTIC VIOL ASSISTANCE    | 4,205             | 3,918             | 3,110                  | 3,110              |
| HAVA - ELECTIONS                  |                   |                   |                        |                    |
| USE OF MONEY & PROPERTY           |                   |                   |                        |                    |
| INTEREST                          | 108               | 170               | 193                    | 193                |
| TOTAL USE OF MONEY & PROPERTY     | 108               | 170               | 193                    | 193                |
| TOTAL HAVA - ELECTIONS            | 108               | 170               | 193                    | 193                |
| **DO NOT USE**PCCDC PILT          |                   |                   |                        |                    |
| STATE & FEDERAL AID               |                   |                   |                        |                    |
| STATE AID                         |                   | 41,602            |                        |                    |
| TOTAL STATE & FEDERAL AID         |                   | 41,602            |                        |                    |
| TRANSFER                          |                   |                   |                        |                    |
| TRANSFER                          |                   |                   |                        |                    |
| TOTAL TRANSFER                    |                   |                   |                        |                    |
| TOTAL **DO NOT USE**PCCDC PILT    |                   | 41,602            |                        |                    |
| CLSD***QLG LITIGATN               |                   |                   |                        |                    |
| USE OF MONEY & PROPERTY           |                   |                   |                        |                    |
| INTEREST                          |                   |                   |                        |                    |
| TOTAL USE OF MONEY & PROPERTY     |                   |                   |                        |                    |
| TOTAL CLSD***QLG LITIGATN         |                   |                   |                        |                    |
| TOTAL SPECIAL REV NON-MAJOR       | 11,233,210        | 12,497,093        | 11,390,934             | 11,390,934         |
| SPECIAL REV SOC SRV               |                   |                   |                        |                    |
| DEPT. SOCIAL SERVICES             |                   |                   |                        |                    |
| USE OF MONEY & PROPERTY           |                   |                   |                        |                    |
| INTEREST                          | 9,006             | 18,107            | 10,000                 | 10,000             |
| RENTS & CONC. GENERAL             |                   |                   | 300                    | 300                |
| TOTAL USE OF MONEY & PROPERTY     | 9,006             | 18,107            | 10,300                 | 10,300             |

| DESCRIPTION                       | 2013-14<br>ACTUAL | 2014-15<br>ACTUAL | 2015-16<br>RECOMMENDED | 2015-16<br>ADOPTED |
|-----------------------------------|-------------------|-------------------|------------------------|--------------------|
| SPECIAL REV SOC SRV (CONTINUED)   |                   |                   |                        |                    |
| DEPT. SOCIAL SERVICES (CONTINUED) |                   |                   |                        |                    |
| STATE & FEDERAL AID               |                   |                   |                        |                    |
| STATE & FEDERAL AID               |                   | 37,514            | 112,263                | 112,263            |
| STATE AID                         | 4,128,470         | 3,706,992         | 4,497,667              | 4,497,667          |
| FEDERAL AID                       | 2,057,871         | 3,271,185         | 3,458,416              | 3,458,416          |
| TOTAL STATE & FEDERAL AID         | 6,186,341         | 7,015,692         | 8,068,346              | 8,068,346          |
| OTHER REVENUE                     |                   |                   |                        |                    |
| REPAYMENT OF AID                  | 91,419            | 41,179            | 35,000                 | 35,000             |
| MISCELLANEOUS REVENUE             | 2,883             | 7,918             | 900                    | 900                |
| CONT. FROM OTHER AGENCYS          | 2,220             | 14,542            | 15,000                 | 15,000             |
| TOTAL OTHER REVENUE               | 96,523            | 63,639            | 50,900                 | 50,900             |
| TRANSFER                          |                   |                   |                        |                    |
| TRANSFER                          | 2,450,212         | 3,112,047         | 2,102,388              | 2,102,388          |
| TRANSFER                          |                   | 1,168,984         | 1,446,325              | 1,446,325          |
| TOTAL TRANSFER                    | 2,450,212         | 4,281,031         | 3,548,713              | 3,548,713          |
| TOTAL DEPT. SOCIAL SERVICES       | 8,742,081         | 11,378,470        | 11,678,259             | 11,678,259         |
| TOTAL SPECIAL REV SOC SRV         | 8,742,081         | 11,378,470        | 11,678,259             | 11,678,259         |
| SPECIAL REV MNTL HLTH             |                   |                   |                        |                    |
| MENTAL HEALTH                     |                   |                   |                        |                    |
| USE OF MONEY & PROPERTY           |                   |                   |                        |                    |
| INTEREST                          | 26,779            | 45,479            | 38,866                 | 38,866             |
| TOTAL USE OF MONEY & PROPERTY     | 26,779            | 45,479            | 38,866                 | 38,866             |
| STATE & FEDERAL AID               |                   |                   |                        |                    |
| STATE AID                         | 3,582,753         | 3,274,568         | 2,731,110              | 2,731,110          |
| FEDERAL AID                       | 138,666           | 175,963           | 246,989                | 246,989            |
| TOTAL STATE & FEDERAL AID         | 3,721,419         | 3,450,531         | 2,978,099              | 2,978,099          |
| CHARGES FOR SERVICES              |                   |                   |                        |                    |
| HUMANE SERVICES                   | 26                |                   | 10,000                 | 10,000             |
| HEALTH FEES                       | 160,221           | 137,559           | 140,000                | 140,000            |
| MENTAL HEALTH SERVICES            | 59,386            | 43,468            | 49,500                 | 49,500             |
| OTHER SERVICES                    | 2,067             |                   | 2,000                  | 2,000              |
| TOTAL CHARGES FOR SERVICES        | 221,699           | 181,028           | 201,500                | 201,500            |
| OTHER REVENUE                     |                   |                   |                        |                    |
| MISCELLANEOUS REVENUE             | 702               | 1,057             | 900                    | 900                |
| CONT. FROM OTHER AGENCYS          | 5,512             | 1,256             |                        |                    |
| TOTAL OTHER REVENUE               | 6,214             | 2,313             | 900                    | 900                |
| TRANSFER                          |                   |                   |                        |                    |
| TRANSFER                          | 798,992           | 1,155,952         | 950,651                | 950,651            |
| TRANSFER                          | 367,495           | 118,564           | 828,715                | 828,715            |
| TOTAL TRANSFER                    | 1,166,487         | 1,274,516         | 1,779,366              | 1,779,366          |
| TOTAL MENTAL HEALTH               | 5,142,599         | 4,953,866         | 4,998,731              | 4,998,731          |
| TOTAL SPECIAL REV MNTL HLTH       | 5,142,599         | 4,953,866         | 4,998,731              | 4,998,731          |
| SPECIAL REV HEALTH                |                   |                   |                        |                    |
| PUBLIC HEALTH                     |                   |                   |                        |                    |
| USE OF MONEY & PROPERTY           |                   |                   |                        |                    |
| INTEREST                          | 1,011             | 4,690             | 550                    | 550                |
| TOTAL USE OF MONEY & PROPERTY     | 1,011             | 4,690             | 550                    | 550                |
| STATE & FEDERAL AID               |                   |                   |                        |                    |
| STATE AID                         | 3,194,329         | 2,489,724         | 3,019,121              | 3,019,121          |
| FEDERAL AID                       | 344,017           | 267,418           | 284,556                | 284,556            |
| TOTAL STATE & FEDERAL AID         | 3,538,346         | 2,757,142         | 3,303,677              | 3,303,677          |
| CHARGES FOR SERVICES              |                   |                   |                        |                    |
| COURT FEES & COST                 | 51,551            | 50,122            | 62,819                 | 62,819             |
| HEALTH FEES                       | 153,583           | 189,064           | 200,300                | 200,300            |
| MENTAL HEALTH SERVICES            | 242,096           | 255,060           | 331,807                | 331,807            |
| CALIFORNIA CHILDREN SEVR.         | 323               | 194               | 150                    | 150                |
| OTHER SERVICES                    |                   | 2,184,410         | 2,000,000              | 2,000,000          |
| TOTAL CHARGES FOR SERVICES        | 447,553           | 2,678,850         | 2,595,076              | 2,595,076          |

| DESCRIPTION                     | 2013-14<br>ACTUAL | 2014-15<br>ACTUAL | 2015-16<br>RECOMMENDED | 2015-16<br>ADOPTED |
|---------------------------------|-------------------|-------------------|------------------------|--------------------|
| SPECIAL REV HEALTH (CONTINUED)  |                   |                   |                        |                    |
| PUBLIC HEALTH (CONTINUED)       |                   |                   |                        |                    |
| OTHER REVENUE                   |                   |                   |                        |                    |
| MISCELLANEOUS REVENUE           | 7,391             | 1,000             |                        |                    |
| TOTAL OTHER REVENUE             | 7,391             | 1,000             |                        |                    |
| TRANSFER                        |                   |                   |                        |                    |
| TRANSFER                        | 130,468           | 122,693           | 221,984                | 221,984            |
| TRANSFER                        | 51,975            | 37,615            | 50,000                 | 50,000             |
| TOTAL TRANSFER                  | 182,443           | 160,309           | 271,984                | 271,984            |
| TOTAL PUBLIC HEALTH             | 4,176,743         | 5,601,990         | 6,171,287              | 6,171,287          |
| TOTAL SPECIAL REV HEALTH        | 4,176,743         | 5,601,990         | 6,171,287              | 6,171,287          |
| SPECIAL REV ROAD                |                   |                   |                        |                    |
| ROAD                            |                   |                   |                        |                    |
| TAX REVENUE                     |                   |                   |                        |                    |
| OTHER TAXES                     | 953               | 1,101             | 600                    | 600                |
| TOTAL TAX REVENUE               | 953               | 1,101             | 600                    | 600                |
| LICENSES & PERMITS              |                   |                   |                        |                    |
| PERMITS                         | 71,461            | 74,630            | 68,000                 | 68,000             |
| TOTAL LICENSES & PERMITS        | 71,461            | 74,630            | 68,000                 | 68,000             |
| FINES & PENALTIES               |                   |                   |                        |                    |
| CONSTRUCTION PERMITS            | 4,933             |                   |                        |                    |
| TOTAL FINES & PENALTIES         | 4,933             |                   |                        |                    |
| USE OF MONEY & PROPERTY         |                   |                   |                        |                    |
| INTEREST                        | 14,826            | 19,564            | 22,400                 | 22,400             |
| RENTS & CONC. GENERAL           | 36,526            | 39,539            | 35,000                 | 35,000             |
| TOTAL USE OF MONEY & PROPERTY   | 51,352            | 59,103            | 57,400                 | 57,400             |
| STATE & FEDERAL AID             |                   |                   |                        |                    |
| STATE & FEDERAL AID             |                   |                   | 914,250                | 914,250            |
| STATE AID                       | 4,497,916         | 3,096,144         | 3,841,202              | 3,841,202          |
| FEDERAL AID                     | 2,547,335         | 1,555,327         | 6,027,114              | 6,027,114          |
| TOTAL STATE & FEDERAL AID       | 7,045,251         | 4,651,471         | 10,782,566             | 10,782,566         |
| CHARGES FOR SERVICES            |                   |                   |                        |                    |
| CHARGES FOR SERVICES            | 1,645             | 7,369             | 3,000                  | 3,000              |
| ASSESSMENT & TAX COLL.FEE       | 4,874             | 1,526             | 1,000                  | 1,000              |
| COURT FEES & COST               | 230               | 100               | 110                    | 110                |
| ROAD & STREET SERVICES          | 19,590            | 8,503             | 5,035                  | 5,035              |
| SANITATION SERVICES             |                   |                   |                        |                    |
| OTHER SERVICES                  | 179,610           | 362,916           | 210,000                | 210,000            |
| TOTAL CHARGES FOR SERVICES      | 205,948           | 380,414           | 219,145                | 219,145            |
| OTHER REVENUE                   |                   |                   |                        |                    |
| MISCELLANEOUS REVENUE           | 50,182            | 16,430            | 500                    | 500                |
| TOTAL OTHER REVENUE             | 50,182            | 16,430            | 500                    | 500                |
| TRANSFER                        |                   |                   |                        |                    |
| TRANSFER                        | 102,877           | 84,196            | 52,924                 | 52,924             |
| TOTAL TRANSFER                  | 102,877           | 84,196            | 52,924                 | 52,924             |
| TOTAL ROAD                      | 7,532,957         | 5,267,344         | 11,181,135             | 11,181,135         |
| TOTAL SPECIAL REV ROAD          | 7,532,957         | 5,267,344         | 11,181,135             | 11,181,135         |
| CAPITAL IMPROVEMENT FUNDS       |                   |                   |                        |                    |
| CRIMINAL JUS. CONST. FUND       |                   |                   |                        |                    |
| FINES & PENALTIES               |                   |                   |                        |                    |
| OTHER COURT FINES               | 53,668            | 49,745            | 43,000                 | 43,000             |
| TOTAL FINES & PENALTIES         | 53,668            | 49,745            | 43,000                 | 43,000             |
| USE OF MONEY & PROPERTY         |                   |                   |                        |                    |
| INTEREST                        | 611               | 1,073             | 600                    | 600                |
| TOTAL USE OF MONEY & PROPERTY   | 611               | 1,073             | 600                    | 600                |
| TOTAL CRIMINAL JUS. CONST. FUND | 54,279            | 50,819            | 43,600                 | 43,600             |

| DESCRIPTION                           | 2013-14<br>ACTUAL | 2014-15<br>ACTUAL | 2015-16<br>RECOMMENDED | 2015-16<br>ADOPTED |
|---------------------------------------|-------------------|-------------------|------------------------|--------------------|
| CAPITAL IMPROVEMENT FUNDS (CONTINUED) |                   |                   |                        |                    |
| CAPITAL IMPROVEMENTS                  |                   |                   |                        |                    |
| USE OF MONEY & PROPERTY               |                   |                   |                        |                    |
| INTEREST                              | 324               | 585               |                        |                    |
| TOTAL USE OF MONEY & PROPERTY         | 324               | 585               |                        |                    |
| STATE & FEDERAL AID                   |                   |                   |                        |                    |
| STATE AID                             | 176,173           | 174,405           | 150,000                | 150,000            |
| TOTAL STATE & FEDERAL AID             | 176,173           | 174,405           | 150,000                | 150,000            |
| OTHER REVENUE                         |                   |                   |                        |                    |
| MISCELLANEOUS REVENUE                 |                   |                   |                        |                    |
| TOTAL OTHER REVENUE                   |                   |                   |                        |                    |
| TRANSFER                              |                   |                   |                        |                    |
| TRANSFER                              | 1,021,425         | 16,301,355        | 1,023,125              | 1,023,125          |
| TRANSFER                              |                   | 2,000,000         | 50,000                 | 50,000             |
| TOTAL TRANSFER                        | 1,021,425         | 18,301,355        | 1,073,125              | 1,073,125          |
| TOTAL CAPITAL IMPROVEMENTS            | 1,197,922         | 18,476,346        | 1,223,125              | 1,223,125          |
| TOTAL CAPITAL IMPROVEMENT FUNDS       | 1,252,201         | 18,527,164        | 1,266,725              | 1,266,725          |
| TOTAL ALL FUNDS                       | 66,666,829        | 87,064,992        | 78,391,633             | 78,391,633         |



| DESCRIPTION                                     | 2013-14<br>ACTUAL | 2014-15<br>ACTUAL | 2015-16<br>RECOMMENDED | 2015-16<br>ADOPTED |
|---|-------------------|-------------------|------------------------|--------------------|
| <b>SUMMARIZATION BY FUNCTION</b>                |                   |                   |                        |                    |
| GENERAL   | 20,329,467        | 38,442,530        | 24,059,134             | 24,059,134         |
| PUBLIC PROTECTION                               | 15,120,297        | 16,704,712        | 19,183,659             | 19,183,659         |
| PUBLIC WAYS & FACILITIES                        | 8,063,019         | 7,627,925         | 13,861,874             | 13,861,874         |
| HEALTH & SANITATION                             | 9,215,359         | 11,673,374        | 17,384,144             | 17,384,144         |
| PUBLIC ASSISTANCE                               | 7,860,105         | 9,528,132         | 10,379,448             | 10,379,448         |
| EDUCATION                                       | 617,619           | 647,020           | 660,673                | 660,673            |
| RECREATION/CULTURAL SERVI                       | 316,811           | 327,490           | 367,635                | 367,635            |
| <b>DISTRICT FUNCTION</b>                        |                   |                   |                        |                    |
| TOTAL FINANCING USES BY FUNCTION                | 61,522,677        | 84,951,183        | 85,896,567             | 85,896,567         |
| <b>APPROPRIATIONS FOR CONTINGENCIES</b>         |                   |                   |                        |                    |
| GENERAL   |                   |                   | 250,000                | 250,000            |
| ROAD  |                   |                   | 1,000,000              | 1,000,000          |
| CHILD ABUSE PREVENTION                          |                   |                   |                        |                    |
| TITLE III                                       |                   |                   |                        |                    |
| DEPT. SOCIAL SERVICES                           |                   |                   |                        |                    |
| MENTAL HEALTH                                   |                   |                   |                        |                    |
| ALCOHOL & DRUG                                  |                   |                   |                        |                    |
| SHERIFF GRANTS                                  |                   |                   | 182,194                | 182,194            |
| CHILD SUPPORT                                   |                   |                   |                        |                    |
| DNA PENALTY (PROP 69)                           |                   |                   |                        |                    |
| PROB GRANT DEPT(S)                              |                   |                   |                        |                    |
| SW GRANTS (PW)                                  |                   |                   |                        |                    |
| RECORDERS FUND                                  |                   |                   | 191,700                | 191,700            |
| DOMESTIC VIOL ASSISTANCE                        |                   |                   |                        |                    |
| HAVA - ELECTIONS                                |                   |                   | 7,761                  | 7,761              |
| CRIMINAL JUS. CONST. FUND                       |                   |                   | 194,625                | 194,625            |
| TOTAL APPROPRIATIONS FOR CONTINGENCIES          |                   |                   | 1,826,280              | 1,826,280          |
| SUBTOTAL FINANCING USES                         | 61,522,677        | 84,951,183        | 87,722,847             | 87,722,847         |
| <b>PROVISIONS FOR RESERVES AND DESIGNATIONS</b> |                   |                   |                        |                    |
| GENERAL   | 419,051           | 564,035           | 2,233,999              | 2,233,999          |
| ROAD  |                   |                   | 4,378,466              | 4,378,466          |
| FISH AND GAME                                   | 52,610            |                   | 165,141                | 165,141            |
| CHILD ABUSE PREVENTION                          |                   | 41,476            | 6,803                  | 6,803              |
| COUNTY FAIR                                     |                   | 13,590            |                        |                    |
| TITLE III                                       |                   | 244,276           | 210,510                | 210,510            |
| DEPT. SOCIAL SERVICES                           |                   | 1,670,455         | 615,188                | 615,188            |
| MENTAL HEALTH                                   | 1,000,000         | 6,400,082         | 2,055,907              | 2,055,907          |
| PUBLIC HEALTH                                   |                   | 249,006           |                        |                    |
| ALCOHOL & DRUG                                  |                   | 72,803            |                        |                    |

| DESCRIPTION  | 2013-14<br>ACTUAL | 2014-15<br>ACTUAL | 2015-16<br>RECOMMENDED | 2015-16<br>ADOPTED |
|--|-------------------|-------------------|------------------------|--------------------|
| PROVISIONS FOR RESERVES AND DESIGNATIONS (CONTINUED) |                   |                   |                        |                    |
| COUNTY LOCAL REV AB109                               |                   | 54,432            | 144,628                | 144,628            |
| CHILD SUPPORT  |                   | 12,109            | 156,912                | 156,912            |
| DNA PENALTY (PROP 69)                                |                   | 1,273             | 11,109                 | 11,109             |
| PROB GRANT DEPT(S)                                   |                   | 750,846           | 157,496                | 157,496            |
| TOBACCO SETTLEMENT FUND                              |                   | 201,630           | 55,195                 | 55,195             |
| SW GRANTS (PW)                                       |                   | 23,594            | 6,791                  | 6,791              |
| RECORDERS FUND                                       |                   | 32,785            | 448,077                | 448,077            |
| DOMESTIC VIOL ASSISTANCE                             |                   | 130               | 5,122                  | 5,122              |
| HAVA - ELECTIONS                                     |                   |                   | 61,456                 | 61,456             |
| CRIMINAL JUS. CONST. FUND                            |                   | 20,222            | 305,590                | 305,590            |
| TOTAL RESERVES AND DESIGNATIONS                      | 1,471,661         | 10,352,744        | 11,018,390             | 11,018,390         |
| TOTAL FINANCING USES                                 | 62,994,338        | 95,303,927        | 98,741,237             | 98,741,237         |
| SUMMARIZATION BY FUND                                |                   |                   |                        |                    |
| GENERAL  | 27,069,607        | 28,302,793        | 34,743,613             | 34,743,613         |
| ROAD   | 8,053,138         | 7,613,292         | 19,225,541             | 19,225,541         |
| FISH AND GAME  | 76,913            | 19,413            | 173,819                | 173,819            |
| CHILD ABUSE PREVENTION                               | 35,464            | 77,455            | 6,803                  | 6,803              |
| COUNTY FAIR  | 468,066           | 474,218           | 490,152                | 490,152            |
| AUD- CO LOCAL REV 2011                               | 5,001,547         | 6,310,530         | 4,771,439              | 4,771,439          |
| TITLE III  | 201,275           | 437,097           | 967,113                | 967,113            |
| DEPT. SOCIAL SERVICES                                | 7,418,104         | 10,583,507        | 10,292,995             | 10,292,995         |
| MENTAL HEALTH  | 4,835,949         | 12,690,500        | 11,055,033             | 11,055,033         |
| PUBLIC HEALTH  | 3,873,063         | 4,175,774         | 6,879,637              | 6,879,637          |
| ALCOHOL & DRUG                                       | 813,886           | 775,525           | 708,276                | 708,276            |
| SHERIFF GRANTS                                       | 2,369,792         | 2,338,284         | 3,153,965              | 3,153,965          |
| ** NOT FOUND **                                      |                   |                   | 1,000                  | 1,000              |
| ** NOT FOUND **                                      |                   |                   | 1,600                  | 1,600              |
| CLSD***PROP 40/ST BND REC                            |                   |                   |                        |                    |
| COUNTY LOCAL REV AB109                               |                   | 1,012,880         | 844,628                | 844,628            |
| CHILD SUPPORT  | 675,696           | 638,168           | 922,490                | 922,490            |
| DNA PENALTY (PROP 69)                                | 9,117             | 1,305             | 28,272                 | 28,272             |
| PROB GRANT DEPT(S)                                   | 572,901           | 1,493,968         | 1,280,570              | 1,280,570          |
| TOBACCO SETTLEMENT FUND                              | 200,080           | 225,252           | 255,256                | 255,256            |
| SW GRANTS (PW)                                       | 14,753            | 43,127            | 28,788                 | 28,788             |
| RECORDERS FUND                                       | 80,005            | 69,638            | 966,653                | 966,653            |
| ANIMAL CONT. SPAY/NEUTER                             |                   |                   | 3,813                  | 3,813              |
| DOMESTIC VIOL ASSISTANCE                             | 3,249             | 9,144             | 9,232                  | 9,232              |
| HAVA - ELECTIONS                                     | 112               | 5,123             | 123,211                | 123,211            |
| **DO NOT USE**PCCDC PILT                             |                   | 85,302            |                        |                    |

COUNTY OF PLUMAS  
SUMMARY OF FINANCING USES BY FUNCTION AND FUND  
GOVERNMENTAL FUNDS  
FISCAL YEAR 2015-16

| DESCRIPTION                       | 2013-14<br>ACTUAL | 2014-15<br>ACTUAL | 2015-16<br>RECOMMENDED | 2015-16<br>ADOPTED |
|-----------------------------------|-------------------|-------------------|------------------------|--------------------|
| SUMMARIZATION BY FUND (CONTINUED) |                   |                   |                        |                    |
| CLSD***QLG LITIGATN               |                   |                   |                        |                    |
| CRIMINAL JUS. CONST. FUND         |                   | 216,108           | 584,214                | 584,214            |
| CAPITAL IMPROVEMENTS              | 1,221,622         | 17,705,522        | 1,223,125              | 1,223,125          |
| TOTAL FINANCING USES              | 62,994,338        | 95,303,927        | 98,741,237             | 98,741,237         |

| DESCRIPTION                      | 2013-14<br>ACTUAL | 2014-15<br>ACTUAL | 2015-16<br>RECOMMENDED | 2015-16<br>ADOPTED |
|----------------------------------|-------------------|-------------------|------------------------|--------------------|
| <b>GENERAL</b>                   |                   |                   |                        |                    |
| <b>GENERAL</b>                   |                   |                   |                        |                    |
| LEGISLATIVE & ADMIN.             | 8,465,346         | 8,453,541         | 10,344,883             | 10,344,883         |
| FINANCE                          | 1,945,358         | 2,024,343         | 2,454,544              | 2,454,544          |
| COUNSEL                          | 434,807           | 448,572           | 461,889                | 461,889            |
| ELECTIONS                        | 286,994           | 263,722           | 321,601                | 321,601            |
| PROPERTY MANAGEMENT              | 1,199,120         | 1,553,579         | 2,079,996              | 2,079,996          |
| PROMOTION                        |                   |                   |                        |                    |
| OTHER GENERAL                    | 1,104,007         | 938,510           | 1,053,155              | 1,053,155          |
| TOTAL GENERAL                    | 13,435,633        | 13,682,268        | 16,716,068             | 16,716,068         |
| <b>PUBLIC PROTECTION</b>         |                   |                   |                        |                    |
| OTHER GENERAL                    |                   | 22,872            | 24,832                 | 24,832             |
| JUDICIAL                         | 413,994           | 427,390           | 418,587                | 418,587            |
| DETENTION & CORRECTION           | 943,542           | 1,076,395         | 1,353,303              | 1,353,303          |
| PROTECTION INSPECTION            | 1,262,325         | 1,347,750         | 1,587,689              | 1,587,689          |
| OTHER PROTECTION                 | 921,348           | 904,911           | 1,036,725              | 1,036,725          |
| TOTAL PUBLIC PROTECTION          | 3,541,209         | 3,779,317         | 4,421,136              | 4,421,136          |
| <b>HEALTH &amp; SANITATION</b>   |                   |                   |                        |                    |
| HEALTH                           | 539,675           | 776,773           | 652,715                | 652,715            |
| TOTAL HEALTH & SANITATION        | 539,675           | 776,773           | 652,715                | 652,715            |
| <b>PUBLIC ASSISTANCE</b>         |                   |                   |                        |                    |
| CARE OF COURT WARDS              |                   |                   |                        |                    |
| VETERANS SERVICE                 | 79,483            | 153,764           | 183,404                | 183,404            |
| TOTAL PUBLIC ASSISTANCE          | 79,483            | 153,764           | 183,404                | 183,404            |
| <b>EDUCATION</b>                 |                   |                   |                        |                    |
| LIBRARY SERVICES                 | 534,912           | 554,211           | 560,401                | 560,401            |
| AGRICULTURAL EDUCATION           | 82,707            | 92,809            | 100,272                | 100,272            |
| TOTAL EDUCATION                  | 617,619           | 647,020           | 660,673                | 660,673            |
| <b>RECREATION/CULTURAL SERVI</b> |                   |                   |                        |                    |
| CULTURAL SERVICES                | 103,419           | 107,321           | 112,324                | 112,324            |
| MEMORIAL BUILDINGS               | 84,587            | 86,905            | 101,572                | 101,572            |
| RECREATION FACILITIES            | 128,805           | 133,263           | 153,739                | 153,739            |
| TOTAL RECREATION/CULTURAL SERVI  | 316,811           | 327,490           | 367,635                | 367,635            |
| <b>DISTRICT FUNCTION</b>         |                   |                   |                        |                    |
| DISTRICT ACTIVITY                |                   |                   |                        |                    |
| TOTAL DISTRICT FUNCTION          |                   |                   |                        |                    |
| TOTAL GENERAL                    | 18,530,430        | 19,366,632        | 23,001,630             | 23,001,630         |
| <b>CAPITAL REPLACEMENT FUND</b>  |                   |                   |                        |                    |
| <b>GENERAL</b>                   |                   |                   |                        |                    |
| LEGISLATIVE & ADMIN.             |                   |                   |                        |                    |
| TOTAL GENERAL                    |                   |                   |                        |                    |
| TOTAL CAPITAL REPLACEMENT FUND   |                   |                   |                        |                    |
| <b>DISTRICT ATTORNEY</b>         |                   |                   |                        |                    |
| <b>PUBLIC PROTECTION</b>         |                   |                   |                        |                    |
| JUDICIAL                         | 1,174,089         | 1,273,688         | 1,665,457              | 1,665,457          |
| TOTAL PUBLIC PROTECTION          | 1,174,089         | 1,273,688         | 1,665,457              | 1,665,457          |
| TOTAL DISTRICT ATTORNEY          | 1,174,089         | 1,273,688         | 1,665,457              | 1,665,457          |
| <b>HOMICIDE TRIAL COSTS</b>      |                   |                   |                        |                    |
| <b>PUBLIC PROTECTION</b>         |                   |                   |                        |                    |
| DETENTION & CORRECTION           | 25,084            |                   | 25,000                 | 25,000             |
| TOTAL PUBLIC PROTECTION          | 25,084            |                   | 25,000                 | 25,000             |
| TOTAL HOMICIDE TRIAL COSTS       | 25,084            |                   | 25,000                 | 25,000             |
| <b>GEN FUND DEV/IMPACT</b>       |                   |                   |                        |                    |
| <b>PUBLIC PROTECTION</b>         |                   |                   |                        |                    |
| PROTECTION INSPECTION            |                   |                   |                        |                    |
| TOTAL PUBLIC PROTECTION          |                   |                   |                        |                    |
| TOTAL GEN FUND DEV/IMPACT        |                   |                   |                        |                    |

| DESCRIPTION                      | 2013-14<br>ACTUAL | 2014-15<br>ACTUAL | 2015-16<br>RECOMMENDED | 2015-16<br>ADOPTED |
|----------------------------------|-------------------|-------------------|------------------------|--------------------|
| <b>SENIOR CITIZENS NUTRITION</b> |                   |                   |                        |                    |
| PUBLIC ASSISTANCE                |                   |                   |                        |                    |
| OTHER ASSISTANCE                 | 362,518           | 461,317           | 518,237                | 518,237            |
| TOTAL PUBLIC ASSISTANCE          | 362,518           | 461,317           | 518,237                | 518,237            |
| TOTAL SENIOR CITIZENS NUTRITION  | 362,518           | 461,317           | 518,237                | 518,237            |
| <b>SUPERVISOR COMM.SVC.FUND</b>  |                   |                   |                        |                    |
| RECREATION/CULTURAL SERVI        |                   |                   |                        |                    |
| RECREATION FACILITIES            |                   |                   |                        |                    |
| TOTAL RECREATION/CULTURAL SERVI  |                   |                   |                        |                    |
| TOTAL SUPERVISOR COMM.SVC.FUND   |                   |                   |                        |                    |
| <b>SHERIFF</b>                   |                   |                   |                        |                    |
| PUBLIC PROTECTION                |                   |                   |                        |                    |
| POLICE PROTECTION                | 4,858,578         | 4,922,798         | 5,182,517              | 5,182,517          |
| DETENTION & CORRECTION           | 1,699,499         | 1,714,292         | 1,859,440              | 1,859,440          |
| TOTAL PUBLIC PROTECTION          | 6,558,077         | 6,637,090         | 7,041,957              | 7,041,957          |
| TOTAL SHERIFF                    | 6,558,077         | 6,637,090         | 7,041,957              | 7,041,957          |
| <b>TAYLORSVILLE SCH PRESER</b>   |                   |                   |                        |                    |
| GENERAL                          |                   |                   |                        |                    |
| LEGISLATIVE & ADMIN.             | 358               | 32                | 7,332                  | 7,332              |
| TOTAL GENERAL                    | 358               | 32                | 7,332                  | 7,332              |
| TOTAL TAYLORSVILLE SCH PRESER    | 358               | 32                | 7,332                  | 7,332              |
| <b>ROAD</b>                      |                   |                   |                        |                    |
| PUBLIC WAYS & FACILITIES         |                   |                   |                        |                    |
| PUBLIC WAYS                      | 8,053,138         | 7,613,292         | 13,847,075             | 13,847,075         |
| TOTAL PUBLIC WAYS & FACILITIES   | 8,053,138         | 7,613,292         | 13,847,075             | 13,847,075         |
| TOTAL ROAD                       | 8,053,138         | 7,613,292         | 13,847,075             | 13,847,075         |
| <b>FISH AND GAME</b>             |                   |                   |                        |                    |
| PUBLIC PROTECTION                |                   |                   |                        |                    |
| OTHER PROTECTION                 | 24,303            | 19,413            | 8,678                  | 8,678              |
| TOTAL PUBLIC PROTECTION          | 24,303            | 19,413            | 8,678                  | 8,678              |
| TOTAL FISH AND GAME              | 24,303            | 19,413            | 8,678                  | 8,678              |
| <b>CHILD ABUSE PREVENTION</b>    |                   |                   |                        |                    |
| PUBLIC PROTECTION                |                   |                   |                        |                    |
| OTHER PROTECTION                 | 35,464            | 35,979            |                        |                    |
| TOTAL PUBLIC PROTECTION          | 35,464            | 35,979            |                        |                    |
| TOTAL CHILD ABUSE PREVENTION     | 35,464            | 35,979            |                        |                    |
| <b>COUNTY FAIR</b>               |                   |                   |                        |                    |
| GENERAL                          |                   |                   |                        |                    |
| PROMOTION                        | 468,066           | 460,628           | 490,152                | 490,152            |
| TOTAL GENERAL                    | 468,066           | 460,628           | 490,152                | 490,152            |
| TOTAL COUNTY FAIR                | 468,066           | 460,628           | 490,152                | 490,152            |
| <b>AUD- CO LOCAL REV 2011</b>    |                   |                   |                        |                    |
| GENERAL                          |                   |                   |                        |                    |
| LEGISLATIVE & ADMIN.             |                   |                   |                        |                    |
| TOTAL GENERAL                    |                   |                   |                        |                    |
| TOTAL AUD- CO LOCAL REV 2011     |                   |                   |                        |                    |
| <b>AUD-CO LOCAL REV 2011</b>     |                   |                   |                        |                    |
| GENERAL                          |                   |                   |                        |                    |
| LEGISLATIVE & ADMIN.             | 5,001,547         | 6,310,530         | 4,771,439              | 4,771,439          |
| TOTAL GENERAL                    | 5,001,547         | 6,310,530         | 4,771,439              | 4,771,439          |
| TOTAL AUD-CO LOCAL REV 2011      | 5,001,547         | 6,310,530         | 4,771,439              | 4,771,439          |

| DESCRIPTION                          | 2013-14<br>ACTUAL | 2014-15<br>ACTUAL | 2015-16<br>RECOMMENDED | 2015-16<br>ADOPTED |
|--------------------------------------|-------------------|-------------------|------------------------|--------------------|
| <b>TITLE III</b>                     |                   |                   |                        |                    |
| <b>GENERAL</b>                       |                   |                   |                        |                    |
| LEGISLATIVE & ADMIN.                 | 201,275           | 192,821           | 756,603                | 756,603            |
| TOTAL GENERAL                        | 201,275           | 192,821           | 756,603                | 756,603            |
| TOTAL TITLE III                      | 201,275           | 192,821           | 756,603                | 756,603            |
| <b>DEPT. SOCIAL SERVICES</b>         |                   |                   |                        |                    |
| <b>PUBLIC ASSISTANCE</b>             |                   |                   |                        |                    |
| ADMINISTRATION                       | 7,417,987         | 7,771,889         | 8,976,823              | 8,976,823          |
| TOTAL PUBLIC ASSISTANCE              | 7,417,987         | 7,771,889         | 8,976,823              | 8,976,823          |
| TOTAL DEPT. SOCIAL SERVICES          | 7,417,987         | 7,771,889         | 8,976,823              | 8,976,823          |
| <b>SS - REALIGNMENT</b>              |                   |                   |                        |                    |
| <b>PUBLIC ASSISTANCE</b>             |                   |                   |                        |                    |
| ADMINISTRATION                       | 117               | 1,141,163         | 700,984                | 700,984            |
| TOTAL PUBLIC ASSISTANCE              | 117               | 1,141,163         | 700,984                | 700,984            |
| TOTAL SS - REALIGNMENT               | 117               | 1,141,163         | 700,984                | 700,984            |
| <b>MENTAL HEALTH</b>                 |                   |                   |                        |                    |
| <b>HEALTH &amp; SANITATION</b>       |                   |                   |                        |                    |
| HEALTH                               | 2,035,196         | 2,438,256         | 3,236,539              | 3,236,539          |
| TOTAL HEALTH & SANITATION            | 2,035,196         | 2,438,256         | 3,236,539              | 3,236,539          |
| TOTAL MENTAL HEALTH                  | 2,035,196         | 2,438,256         | 3,236,539              | 3,236,539          |
| <b>MENTAL HLTH MHSA</b>              |                   |                   |                        |                    |
| <b>HEALTH &amp; SANITATION</b>       |                   |                   |                        |                    |
| HEALTH                               | 1,016,446         | 3,033,846         | 4,671,145              | 4,671,145          |
| TOTAL HEALTH & SANITATION            | 1,016,446         | 3,033,846         | 4,671,145              | 4,671,145          |
| TOTAL MENTAL HLTH MHSA               | 1,016,446         | 3,033,846         | 4,671,145              | 4,671,145          |
| <b>MENTAL HLTH BEHAVIORAL HL</b>     |                   |                   |                        |                    |
| <b>HEALTH &amp; SANITATION</b>       |                   |                   |                        |                    |
| HEALTH                               | 81,738            | 71,670            | 115,065                | 115,065            |
| TOTAL HEALTH & SANITATION            | 81,738            | 71,670            | 115,065                | 115,065            |
| TOTAL MENTAL HLTH BEHAVIORAL HL      | 81,738            | 71,670            | 115,065                | 115,065            |
| <b>CAL-WORKS M.H. &amp; A.D.</b>     |                   |                   |                        |                    |
| <b>HEALTH &amp; SANITATION</b>       |                   |                   |                        |                    |
| HEALTH                               | 28,509            | 13,538            | 77,313                 | 77,313             |
| TOTAL HEALTH & SANITATION            | 28,509            | 13,538            | 77,313                 | 77,313             |
| TOTAL CAL-WORKS M.H. & A.D.          | 28,509            | 13,538            | 77,313                 | 77,313             |
| <b>SIERRA HOUSE BOARD &amp; CARE</b> |                   |                   |                        |                    |
| <b>HEALTH &amp; SANITATION</b>       |                   |                   |                        |                    |
| HEALTH                               | 450,465           | 539,056           | 626,864                | 626,864            |
| TOTAL HEALTH & SANITATION            | 450,465           | 539,056           | 626,864                | 626,864            |
| TOTAL SIERRA HOUSE BOARD & CARE      | 450,465           | 539,056           | 626,864                | 626,864            |
| <b>SAMHSA</b>                        |                   |                   |                        |                    |
| <b>HEALTH &amp; SANITATION</b>       |                   |                   |                        |                    |
| HEALTH                               | 156,660           | 146,533           | 177,988                | 177,988            |
| TOTAL HEALTH & SANITATION            | 156,660           | 146,533           | 177,988                | 177,988            |
| TOTAL SAMHSA                         | 156,660           | 146,533           | 177,988                | 177,988            |
| <b>WRAP AROUND</b>                   |                   |                   |                        |                    |
| <b>HEALTH &amp; SANITATION</b>       |                   |                   |                        |                    |
| HEALTH                               | 66,937            | 47,518            | 94,212                 | 94,212             |
| TOTAL HEALTH & SANITATION            | 66,937            | 47,518            | 94,212                 | 94,212             |
| TOTAL WRAP AROUND                    | 66,937            | 47,518            | 94,212                 | 94,212             |

| DESCRIPTION                      | 2013-14<br>ACTUAL | 2014-15<br>ACTUAL | 2015-16<br>RECOMMENDED | 2015-16<br>ADOPTED |
|----------------------------------|-------------------|-------------------|------------------------|--------------------|
| <b>PUBLIC HEALTH</b>             |                   |                   |                        |                    |
| HEALTH & SANITATION              |                   |                   |                        |                    |
| HEALTH                           | 3,557,104         | 3,334,128         | 4,506,855              | 4,506,855          |
| TOTAL HEALTH & SANITATION        | 3,557,104         | 3,334,128         | 4,506,855              | 4,506,855          |
| TOTAL PUBLIC HEALTH              | 3,557,104         | 3,334,128         | 4,506,855              | 4,506,855          |
| <b>E.M.S.</b>                    |                   |                   |                        |                    |
| PUBLIC PROTECTION                |                   |                   |                        |                    |
| HEALTH                           | 52,167            | 51,830            | 62,869                 | 62,869             |
| TOTAL PUBLIC PROTECTION          | 52,167            | 51,830            | 62,869                 | 62,869             |
| TOTAL E.M.S.                     | 52,167            | 51,830            | 62,869                 | 62,869             |
| <b>PUBLIC HEALTH - MAA ADMIN</b> |                   |                   |                        |                    |
| HEALTH & SANITATION              |                   |                   |                        |                    |
| HEALTH                           |                   | 290,637           | 2,000,000              | 2,000,000          |
| TOTAL HEALTH & SANITATION        |                   | 290,637           | 2,000,000              | 2,000,000          |
| TOTAL PUBLIC HEALTH - MAA ADMIN  |                   | 290,637           | 2,000,000              | 2,000,000          |
| <b>PUBLIC HLTH EMRG PREPAR</b>   |                   |                   |                        |                    |
| HEALTH & SANITATION              |                   |                   |                        |                    |
| HEALTH                           | 259,223           | 246,991           | 308,263                | 308,263            |
| TOTAL HEALTH & SANITATION        | 259,223           | 246,991           | 308,263                | 308,263            |
| TOTAL PUBLIC HLTH EMRG PREPAR    | 259,223           | 246,991           | 308,263                | 308,263            |
| <b>HEALTH VITAL STATISTICS</b>   |                   |                   |                        |                    |
| HEALTH & SANITATION              |                   |                   |                        |                    |
| HEALTH                           | 4,569             | 3,182             | 1,650                  | 1,650              |
| TOTAL HEALTH & SANITATION        | 4,569             | 3,182             | 1,650                  | 1,650              |
| TOTAL HEALTH VITAL STATISTICS    | 4,569             | 3,182             | 1,650                  | 1,650              |
| <b>ALCOHOL &amp; DRUG</b>        |                   |                   |                        |                    |
| HEALTH & SANITATION              |                   |                   |                        |                    |
| HEALTH                           | 813,886           | 702,519           | 708,276                | 708,276            |
| TOTAL HEALTH & SANITATION        | 813,886           | 702,519           | 708,276                | 708,276            |
| TOTAL ALCOHOL & DRUG             | 813,886           | 702,519           | 708,276                | 708,276            |
| <b>A&amp;D PROP 36</b>           |                   |                   |                        |                    |
| HEALTH & SANITATION              |                   |                   |                        |                    |
| HEALTH                           |                   | 203               |                        |                    |
| TOTAL HEALTH & SANITATION        |                   | 203               |                        |                    |
| TOTAL A&D PROP 36                |                   | 203               |                        |                    |
| <b>SHERIFF CIVIL OPERATIONS</b>  |                   |                   |                        |                    |
| PUBLIC PROTECTION                |                   |                   |                        |                    |
| POLICE PROTECTION                | 8,454             | 6,240             | 7,781                  | 7,781              |
| TOTAL PUBLIC PROTECTION          | 8,454             | 6,240             | 7,781                  | 7,781              |
| TOTAL SHERIFF CIVIL OPERATIONS   | 8,454             | 6,240             | 7,781                  | 7,781              |
| <b>SHRFF -ASSET FORFEITR EDU</b> |                   |                   |                        |                    |
| PUBLIC PROTECTION                |                   |                   |                        |                    |
| POLICE PROTECTION                | 3,036             | 4,081             | 17,665                 | 17,665             |
| TOTAL PUBLIC PROTECTION          | 3,036             | 4,081             | 17,665                 | 17,665             |
| TOTAL SHRFF -ASSET FORFEITR EDU  | 3,036             | 4,081             | 17,665                 | 17,665             |
| <b>SHERIFF -GRANTS</b>           |                   |                   |                        |                    |
| PUBLIC PROTECTION                |                   |                   |                        |                    |
| POLICE PROTECTION                | 2,244,138         | 2,275,172         | 2,873,950              | 2,873,950          |
| TOTAL PUBLIC PROTECTION          | 2,244,138         | 2,275,172         | 2,873,950              | 2,873,950          |
| TOTAL SHERIFF -GRANTS            | 2,244,138         | 2,275,172         | 2,873,950              | 2,873,950          |

| DESCRIPTION                      | 2013-14<br>ACTUAL | 2014-15<br>ACTUAL | 2015-16<br>RECOMMENDED | 2015-16<br>ADOPTED |
|----------------------------------|-------------------|-------------------|------------------------|--------------------|
| <b>INMATE WELFARE FUND</b>       |                   |                   |                        |                    |
| PUBLIC PROTECTION                |                   |                   |                        |                    |
| DETENTION & CORRECTION           | 52,921            | 43,035            | 54,915                 | 54,915             |
| TOTAL PUBLIC PROTECTION          | 52,921            | 43,035            | 54,915                 | 54,915             |
| TOTAL INMATE WELFARE FUND        | 52,921            | 43,035            | 54,915                 | 54,915             |
| <b>NARCOTICS FUND</b>            |                   |                   |                        |                    |
| PUBLIC PROTECTION                |                   |                   |                        |                    |
| POLICE PROTECTION                | 61,243            | 9,756             | 17,460                 | 17,460             |
| TOTAL PUBLIC PROTECTION          | 61,243            | 9,756             | 17,460                 | 17,460             |
| TOTAL NARCOTICS FUND             | 61,243            | 9,756             | 17,460                 | 17,460             |
| <b>DA - ASSET FORFEITURE</b>     |                   |                   |                        |                    |
| PUBLIC PROTECTION                |                   |                   |                        |                    |
| JUDICIAL                         |                   |                   | 1,000                  | 1,000              |
| TOTAL PUBLIC PROTECTION          |                   |                   | 1,000                  | 1,000              |
| TOTAL DA - ASSET FORFEITURE      |                   |                   | 1,000                  | 1,000              |
| <b>DA - ENVIRON SETTLEMENT</b>   |                   |                   |                        |                    |
| PUBLIC PROTECTION                |                   |                   |                        |                    |
| JUDICIAL                         |                   |                   | 1,600                  | 1,600              |
| TOTAL PUBLIC PROTECTION          |                   |                   | 1,600                  | 1,600              |
| TOTAL DA - ENVIRON SETTLEMENT    |                   |                   | 1,600                  | 1,600              |
| <b>CLSD***PROP 40/ST BND REC</b> |                   |                   |                        |                    |
| RECREATION/CULTURAL SERVI        |                   |                   |                        |                    |
| RECREATION FACILITIES            |                   |                   |                        |                    |
| TOTAL RECREATION/CULTURAL SERVI  |                   |                   |                        |                    |
| TOTAL CLSD***PROP 40/ST BND REC  |                   |                   |                        |                    |
| <b>COUNTY LOCAL REV AB109</b>    |                   |                   |                        |                    |
| PUBLIC PROTECTION                |                   |                   |                        |                    |
| ADMINISTRATION                   |                   | 958,448           | 700,000                | 700,000            |
| TOTAL PUBLIC PROTECTION          |                   | 958,448           | 700,000                | 700,000            |
| TOTAL COUNTY LOCAL REV AB109     |                   | 958,448           | 700,000                | 700,000            |
| <b>CHILD SUPPORT</b>             |                   |                   |                        |                    |
| PUBLIC PROTECTION                |                   |                   |                        |                    |
| JUDICIAL                         | 675,696           | 626,059           | 765,578                | 765,578            |
| TOTAL PUBLIC PROTECTION          | 675,696           | 626,059           | 765,578                | 765,578            |
| TOTAL CHILD SUPPORT              | 675,696           | 626,059           | 765,578                | 765,578            |
| <b>DNA PENALTY (PROP 69)</b>     |                   |                   |                        |                    |
| PUBLIC PROTECTION                |                   |                   |                        |                    |
| JUDICIAL                         | 9,117             | 32                | 17,163                 | 17,163             |
| TOTAL PUBLIC PROTECTION          | 9,117             | 32                | 17,163                 | 17,163             |
| TOTAL DNA PENALTY (PROP 69)      | 9,117             | 32                | 17,163                 | 17,163             |
| <b>PROB GRANT DEPT(S)</b>        |                   |                   |                        |                    |
| PUBLIC PROTECTION                |                   |                   |                        |                    |
| DETENTION & CORRECTION           | 309,796           | 354,815           | 512,376                | 512,376            |
| TOTAL PUBLIC PROTECTION          | 309,796           | 354,815           | 512,376                | 512,376            |
| TOTAL PROB GRANT DEPT(S)         | 309,796           | 354,815           | 512,376                | 512,376            |
| <b>CRIMINAL LAB PENALTY</b>      |                   |                   |                        |                    |
| PUBLIC PROTECTION                |                   |                   |                        |                    |
| DETENTION & CORRECTION           | 10                | 34                | 48                     | 48                 |
| TOTAL PUBLIC PROTECTION          | 10                | 34                | 48                     | 48                 |
| TOTAL CRIMINAL LAB PENALTY       | 10                | 34                | 48                     | 48                 |



| DESCRIPTION                     | 2013-14<br>ACTUAL | 2014-15<br>ACTUAL | 2015-16<br>RECOMMENDED | 2015-16<br>ADOPTED |
|---------------------------------|-------------------|-------------------|------------------------|--------------------|
| <b>PROB-ADULT HIGH RISK</b>     |                   |                   |                        |                    |
| PUBLIC PROTECTION               |                   |                   |                        |                    |
| DETENTION & CORRECTION          | 263,096           | 388,273           | 610,650                | 610,650            |
| TOTAL PUBLIC PROTECTION         | 263,096           | 388,273           | 610,650                | 610,650            |
| TOTAL PROB-ADULT HIGH RISK      | 263,096           | 388,273           | 610,650                | 610,650            |
| <b>TOBACCO SETTLEMENT FUND</b>  |                   |                   |                        |                    |
| HEALTH & SANITATION             |                   |                   |                        |                    |
| HEALTH                          | 200,080           | 23,622            | 200,061                | 200,061            |
| TOTAL HEALTH & SANITATION       | 200,080           | 23,622            | 200,061                | 200,061            |
| TOTAL TOBACCO SETTLEMENT FUND   | 200,080           | 23,622            | 200,061                | 200,061            |
| <b>SW GRANTS (PW)</b>           |                   |                   |                        |                    |
| PUBLIC WAYS & FACILITIES        |                   |                   |                        |                    |
| PUBLIC WAYS                     | 9,881             | 14,633            | 14,799                 | 14,799             |
| TOTAL PUBLIC WAYS & FACILITIES  | 9,881             | 14,633            | 14,799                 | 14,799             |
| HEALTH & SANITATION             |                   |                   |                        |                    |
| SANITATION                      | 4,872             | 4,900             | 7,198                  | 7,198              |
| TOTAL HEALTH & SANITATION       | 4,872             | 4,900             | 7,198                  | 7,198              |
| TOTAL SW GRANTS (PW)            | 14,753            | 19,533            | 21,997                 | 21,997             |
| <b>RECORDERS FUND</b>           |                   |                   |                        |                    |
| GENERAL                         |                   |                   |                        |                    |
| ADMINISTRATION                  | 855               | 302               | 40,422                 | 40,422             |
| TOTAL GENERAL                   | 855               | 302               | 40,422                 | 40,422             |
| TOTAL RECORDERS FUND            | 855               | 302               | 40,422                 | 40,422             |
| <b>RECORDER MICROGRAPHICS</b>   |                   |                   |                        |                    |
| PUBLIC PROTECTION               |                   |                   |                        |                    |
| OTHER PROTECTION                | 3,059             | 251               | 40,268                 | 40,268             |
| TOTAL PUBLIC PROTECTION         | 3,059             | 251               | 40,268                 | 40,268             |
| TOTAL RECORDER MICROGRAPHICS    | 3,059             | 251               | 40,268                 | 40,268             |
| <b>RECORDER'S OFFICE MODERN</b> |                   |                   |                        |                    |
| PUBLIC PROTECTION               |                   |                   |                        |                    |
| OTHER PROTECTION                | 76,091            | 36,300            | 246,186                | 246,186            |
| TOTAL PUBLIC PROTECTION         | 76,091            | 36,300            | 246,186                | 246,186            |
| TOTAL RECORDER'S OFFICE MODERN  | 76,091            | 36,300            | 246,186                | 246,186            |
| <b>ANIMAL CONT. SPAY/NEUTER</b> |                   |                   |                        |                    |
| PUBLIC PROTECTION               |                   |                   |                        |                    |
| OTHER PROTECTION                |                   |                   | 3,813                  | 3,813              |
| TOTAL PUBLIC PROTECTION         |                   |                   | 3,813                  | 3,813              |
| TOTAL ANIMAL CONT. SPAY/NEUTER  |                   |                   | 3,813                  | 3,813              |
| <b>DOMESTIC VIOL ASSISTANCE</b> |                   |                   |                        |                    |
| PUBLIC PROTECTION               |                   |                   |                        |                    |
| OTHER PROTECTION                | 3,249             | 9,014             | 4,110                  | 4,110              |
| TOTAL PUBLIC PROTECTION         | 3,249             | 9,014             | 4,110                  | 4,110              |
| TOTAL DOMESTIC VIOL ASSISTANCE  | 3,249             | 9,014             | 4,110                  | 4,110              |
| <b>HAVA - ELECTIONS</b>         |                   |                   |                        |                    |
| GENERAL                         |                   |                   |                        |                    |
| ELECTIONS                       | 112               | 5,123             | 53,994                 | 53,994             |
| TOTAL GENERAL                   | 112               | 5,123             | 53,994                 | 53,994             |
| TOTAL HAVA - ELECTIONS          | 112               | 5,123             | 53,994                 | 53,994             |
| <b>**DO NOT USE**PCCDC PILT</b> |                   |                   |                        |                    |
| GENERAL                         |                   |                   |                        |                    |
| OTHER GENERAL                   |                   | 85,302            |                        |                    |

| DESCRIPTION                            | 2013-14<br>ACTUAL | 2014-15<br>ACTUAL | 2015-16<br>RECOMMENDED | 2015-16<br>ADOPTED |
|--|-------------------|-------------------|------------------------|--------------------|
| **DO NOT USE**PCCDC PILT (CONTINUED)   |                   |                   |                        |                    |
| GENERAL (CONTINUED)                    |                   |                   |                        |                    |
| TOTAL GENERAL                          |                   | 85,302            |                        |                    |
| TOTAL **DO NOT USE**PCCDC PILT         |                   | 85,302            |                        |                    |
| CLSD***QLG LITIGATN                    |                   |                   |                        |                    |
| GENERAL                                |                   |                   |                        |                    |
| OTHER GENERAL                          |                   |                   |                        |                    |
| TOTAL GENERAL                          |                   |                   |                        |                    |
| TOTAL CLSD***QLG LITIGATN              |                   |                   |                        |                    |
| CRIMINAL JUS. CONST. FUND              |                   |                   |                        |                    |
| PUBLIC PROTECTION                      |                   |                   |                        |                    |
| JUDICIAL                               |                   | 195,886           | 83,999                 | 83,999             |
| TOTAL PUBLIC PROTECTION                |                   | 195,886           | 83,999                 | 83,999             |
| TOTAL CRIMINAL JUS. CONST. FUND        |                   | 195,886           | 83,999                 | 83,999             |
| CAPITAL IMPROVEMENTS                   |                   |                   |                        |                    |
| GENERAL                                |                   |                   |                        |                    |
| PLANT ACQUISITION                      | 1,221,622         | 17,705,522        | 1,223,125              | 1,223,125          |
| TOTAL GENERAL                          | 1,221,622         | 17,705,522        | 1,223,125              | 1,223,125          |
| TOTAL CAPITAL IMPROVEMENTS             | 1,221,622         | 17,705,522        | 1,223,125              | 1,223,125          |
| CAP IMPRPV ANIMAL SHLTER               |                   |                   |                        |                    |
| GENERAL                                |                   |                   |                        |                    |
| PLANT ACQUISITION                      |                   |                   |                        |                    |
| TOTAL GENERAL                          |                   |                   |                        |                    |
| TOTAL CAP IMPRPV ANIMAL SHLTER         |                   |                   |                        |                    |
| CAP IMP COURTHOUSE REMOD               |                   |                   |                        |                    |
| GENERAL                                |                   |                   |                        |                    |
| PLANT ACQUISITION                      |                   |                   |                        |                    |
| TOTAL GENERAL                          |                   |                   |                        |                    |
| TOTAL CAP IMP COURTHOUSE REMOD         |                   |                   |                        |                    |
| CRTHS ANN/HLTH & HMN SVC               |                   |                   |                        |                    |
| GENERAL                                |                   |                   |                        |                    |
| PLANT ACQUISITION                      |                   |                   |                        |                    |
| TOTAL GENERAL                          |                   |                   |                        |                    |
| TOTAL CRTHS ANN/HLTH & HMN SVC         |                   |                   |                        |                    |
| GRAND TOTAL FINANCING USES BY FUNCTION | 61,522,677        | 84,951,183        | 85,896,567             | 85,896,567         |

DEPARTMENT 20009 AUD-CO LOCAL REV 2011  
FUNCTION GENERAL  
ACTIVITY LEGISLATIVE & ADMIN.

| DETAIL BY REVENUE CATEGORY<br>AND EXPENDITURE OBJECT | 2013-14<br>ACTUAL | 2014-15<br>ACTUAL | 2015-16<br>RECOMMENDED | 2015-16<br>ADOPTED |
|--|-------------------|-------------------|------------------------|--------------------|
|--|-------------------|-------------------|------------------------|--------------------|

STATE & FEDERAL AID

TOTAL REVENUE

TRANSFERS

TOTAL EXPENDITURES/APPROPRIATIONS

NET COST

| DETAIL BY REVENUE CATEGORY<br>AND EXPENDITURE OBJECT | DEPARTMENT 20009A AUD-CO LOCAL REV 2011 |                   |                        |                    |
|--|---|-------------------|------------------------|--------------------|
|  | 2013-14<br>ACTUAL                       | 2014-15<br>ACTUAL | 2015-16<br>RECOMMENDED | 2015-16<br>ADOPTED |
| STATE & FEDERAL AID                                  | 5,646,944                               | 6,136,533         | 4,771,439              | 4,771,439          |
| TOTAL REVENUE  | 5,646,944                               | 6,136,533         | 4,771,439              | 4,771,439          |
| TRANSFERS  | 5,001,547                               | 6,310,530         | 4,771,439              | 4,771,439          |
| TOTAL EXPENDITURES/APPROPRIATIONS                    | 5,001,547                               | 6,310,530         | 4,771,439              | 4,771,439          |
| NET COST   | -645,398                                | 173,997           |                        |                    |

| DETAIL BY REVENUE CATEGORY<br>AND EXPENDITURE OBJECT | DEPARTMENT 20010 BRD OF SUPS<br>FUNCTION GENERAL<br>ACTIVITY LEGISLATIVE & ADMIN. |                   | 2015-16<br>RECOMMENDED | 2015-16<br>ADOPTED |
|--|---|-------------------|------------------------|--------------------|
|  | 2013-14<br>ACTUAL   | 2014-15<br>ACTUAL |                        |                    |
| USE OF MONEY & PROPERTY                              |   |                   |                        |                    |
| CHARGES FOR SERVICES                                 | 805   | 490               | 200                    | 200                |
| OTHER REVENUE  |   | 89,157            |                        |                    |
| TOTAL REVENUE  | 805   | 89,647            | 200                    | 200                |
| SALARIES & BENEFITS                                  | 484,691   | 493,316           | 507,114                | 507,114            |
| SERVICES & SUPPLIES                                  | 60,686  | 57,971            | 63,613                 | 63,613             |
| TOTAL EXPENDITURES/APPROPRIATIONS                    | 545,377   | 551,287           | 570,727                | 570,727            |
| NET COST   | 544,572   | 461,640           | 570,527                | 570,527            |

DEPARTMENT 20014 LAKE DAVIS SETTLEMENT  
FUNCTION HEALTH & SANITATION  
ACTIVITY HEALTH

DETAIL BY REVENUE CATEGORY  
AND EXPENDITURE OBJECT

2013-14  
ACTUAL

2014-15  
ACTUAL

2015-16  
RECOMMENDED

2015-16  
ADOPTED

USE OF MONEY & PROPERTY

TOTAL REVENUE

NET COST

DEPARTMENT 20018 TAYLRSVL SCH PRESER  
 FUNCTION GENERAL  
 ACTIVITY LEGISLATIVE & ADMIN.

| DETAIL BY REVENUE CATEGORY<br>AND EXPENDITURE OBJECT | 2013-14<br>ACTUAL | 2014-15<br>ACTUAL | 2015-16<br>RECOMMENDED | 2015-16<br>ADOPTED |
|--|-------------------|-------------------|------------------------|--------------------|
| USE OF MONEY & PROPERTY                              | 12                | 19                | 14                     | 14                 |
| TOTAL REVENUE  | 12                | 19                | 14                     | 14                 |
| SERVICES & SUPPLIES                                  | 358               | 32                | 7,332                  | 7,332              |
| TOTAL EXPENDITURES/APPROPRIATIONS                    | 358               | 32                | 7,332                  | 7,332              |
| NET COST   | 346               | 13                | 7,318                  | 7,318              |

| DETAIL BY REVENUE CATEGORY<br>AND EXPENDITURE OBJECT | DEPARTMENT 20020 GEN SVC<br>FUNCTION GENERAL<br>ACTIVITY LEGISLATIVE & ADMIN. |                   | 2015-16<br>RECOMMENDED | 2015-16<br>ADOPTED |
|--|---|-------------------|------------------------|--------------------|
|  | 2013-14<br>ACTUAL   | 2014-15<br>ACTUAL |                        |                    |
| TAX REVENUE  | 14,263,441  | 13,848,196        | 13,505,286             | 13,505,286         |
| LICENSES & PERMITS                                   | 85,404  | 88,619            | 87,000                 | 87,000             |
| USE OF MONEY & PROPERTY                              | 46,431  | 67,015            | 46,000                 | 46,000             |
| STATE & FEDERAL AID                                  | 511,407   | 479,570           | 509,000                | 509,000            |
| CHARGES FOR SERVICES                                 | 1,597,548   | 1,255,758         | 1,459,747              | 1,459,747          |
| OTHER REVENUE  | 42,848  | 54,771            |                        |                    |
| TRANSFER   | 72,034  |                   | 1,379,863              | 1,379,863          |
| TOTAL REVENUE  | 16,619,114  | 15,793,929        | 16,986,896             | 16,986,896         |
| SALARIES & BENEFITS                                  | 1,977   | 2,289             |                        |                    |
| SERVICES & SUPPLIES                                  | 276,284   | 286,846           | 333,001                | 333,001            |
| TRANSFERS  |   | 643               | 1,038,416              | 1,038,416          |
| TOTAL EXPENDITURES/APPROPRIATIONS                    | 278,262   | 289,778           | 1,371,417              | 1,371,417          |
| NET COST   | -16,340,852   | -15,504,151       | -15,615,479            | -15,615,479        |



DEPARTMENT 20026 GEN FND - TITLE III  
FUNCTION GENERAL  
ACTIVITY LEGISLATIVE & ADMIN.

| DETAIL BY REVENUE CATEGORY<br>AND EXPENDITURE OBJECT | 2013-14<br>ACTUAL | 2014-15<br>ACTUAL | 2015-16<br>RECOMMENDED | 2015-16<br>ADOPTED |
|--|-------------------|-------------------|------------------------|--------------------|
|--|-------------------|-------------------|------------------------|--------------------|

SERVICES & SUPPLIES

TRANSFERS

TOTAL EXPENDITURES/APPROPRIATIONS

NET COST

| DETAIL BY REVENUE CATEGORY<br>AND EXPENDITURE OBJECT | DEPARTMENT 20027 TITLE III<br>FUNCTION GENERAL<br>ACTIVITY LEGISLATIVE & ADMIN. |                   | 2015-16<br>RECOMMENDED | 2015-16<br>ADOPTED |
|--|---|-------------------|------------------------|--------------------|
|  | 2013-14<br>ACTUAL   | 2014-15<br>ACTUAL |                        |                    |
| USE OF MONEY & PROPERTY                              | 76  |                   |                        |                    |
| STATE & FEDERAL AID                                  | 245,483   | 229,112           | 229,111                | 229,111            |
| TRANSFER   |   |                   |                        |                    |
| TOTAL REVENUE  | 245,559   | 229,112           | 229,111                | 229,111            |
| SERVICES & SUPPLIES                                  | 86,831  | 64,002            | 158,808                | 158,808            |
| OTHER CHARGES  | 1,001   | 2,995             | 13,853                 | 13,853             |
| TRANSFERS  | 113,443   | 125,824           | 583,942                | 583,942            |
| TOTAL EXPENDITURES/APPROPRIATIONS                    | 201,275   | 192,821           | 756,603                | 756,603            |
| NET COST   | -44,284   | -36,290           | 527,492                | 527,492            |

| DETAIL BY REVENUE CATEGORY<br>AND EXPENDITURE OBJECT | DEPARTMENT 20028 HOMICIDE TRIAL COSTS<br>FUNCTION PUBLIC PROTECTION<br>ACTIVITY DETENTION & CORRECTION |                   |                        |                    |
|--|--|-------------------|------------------------|--------------------|
|  | 2013-14<br>ACTUAL  | 2014-15<br>ACTUAL | 2015-16<br>RECOMMENDED | 2015-16<br>ADOPTED |
| TRANSFER   | 1,000  |                   |                        |                    |
| TOTAL REVENUE  | 1,000  |                   |                        |                    |
| SERVICES & SUPPLIES                                  | 25,084   |                   | 25,000                 | 25,000             |
| TOTAL EXPENDITURES/APPROPRIATIONS                    | 25,084   |                   | 25,000                 | 25,000             |
| NET COST   | 24,084   |                   | 25,000                 | 25,000             |

| DETAIL BY REVENUE CATEGORY<br>AND EXPENDITURE OBJECT | DEPARTMENT 20029 CAPITAL REPLCMNT<br>FUNCTION GENERAL<br>ACTIVITY LEGISLATIVE & ADMIN. |                   | 2015-16<br>RECOMMENDED | 2015-16<br>ADOPTED |
|--|--|-------------------|------------------------|--------------------|
|  | 2013-14<br>ACTUAL  | 2014-15<br>ACTUAL |                        |                    |
| USE OF MONEY & PROPERTY                              | 238  | 375               |                        |                    |
| TOTAL REVENUE  | 238  | 375               |                        |                    |
| SERVICES & SUPPLIES                                  |  |                   |                        |                    |
| FIXED ASSETS   |  |                   |                        |                    |
| TOTAL EXPENDITURES/APPROPRIATIONS                    |  |                   |                        |                    |
| NET COST   | -238   | -375              |                        |                    |

DEPARTMENT 20030 CAO  
FUNCTION GENERAL  
ACTIVITY LEGISLATIVE & ADMIN.

| DETAIL BY REVENUE CATEGORY<br>AND EXPENDITURE OBJECT | 2013-14<br>ACTUAL | 2014-15<br>ACTUAL | 2015-16<br>RECOMMENDED | 2015-16<br>ADOPTED |
|--|-------------------|-------------------|------------------------|--------------------|
| OTHER REVENUE  |                   |                   |                        |                    |
| TOTAL REVENUE  |                   |                   |                        |                    |
| SALARIES & BENEFITS                                  | 1,408             | 1,449             | 1,595                  | 1,595              |
| SERVICES & SUPPLIES                                  |                   |                   |                        |                    |
| TOTAL EXPENDITURES/APPROPRIATIONS                    | 1,408             | 1,449             | 1,595                  | 1,595              |
| NET COST   | 1,408             | 1,449             | 1,595                  | 1,595              |

| DETAIL BY REVENUE CATEGORY<br>AND EXPENDITURE OBJECT | DEPARTMENT 20031 CONTRIB<br>FUNCTION GENERAL |                      | 2015-16<br>RECOMMENDED | 2015-16<br>ADOPTED |
|--|--|----------------------|------------------------|--------------------|
|  | ACTIVITY                                     | LEGISLATIVE & ADMIN. |                        |                    |
|  | 2013-14<br>ACTUAL                            | 2014-15<br>ACTUAL    |                        |                    |
| USE OF MONEY & PROPERTY                              | 1  | 2                    |                        |                    |
| TRANSFER   |  | 5,000                |                        |                    |
| TOTAL REVENUE  | 1  | 5,002                |                        |                    |
| SERVICES & SUPPLIES                                  |  |                      |                        |                    |
| OTHER CHARGES  | 341,417                                      | 308,522              | 312,540                | 312,540            |
| TRANSFERS  | 7,010,153                                    | 6,956,009            | 7,686,522              | 7,686,522          |
| TOTAL EXPENDITURES/APPROPRIATIONS                    | 7,351,570                                    | 7,264,531            | 7,999,062              | 7,999,062          |
| NET COST   | 7,351,569                                    | 7,259,529            | 7,999,062              | 7,999,062          |

DEPARTMENT 20033 ECON DEV-CAO  
FUNCTION GENERAL  
ACTIVITY PROMOTION

| DETAIL BY REVENUE CATEGORY<br>AND EXPENDITURE OBJECT | 2013-14<br>ACTUAL | 2014-15<br>ACTUAL | 2015-16<br>RECOMMENDED | 2015-16<br>ADOPTED |
|--|-------------------|-------------------|------------------------|--------------------|
|--|-------------------|-------------------|------------------------|--------------------|

SERVICES & SUPPLIES

TOTAL EXPENDITURES/APPROPRIATIONS

NET COST

| DETAIL BY REVENUE CATEGORY<br>AND EXPENDITURE OBJECT | DEPARTMENT 20035 HUMAN RESRC<br>FUNCTION GENERAL<br>ACTIVITY LEGISLATIVE & ADMIN. |                   | 2015-16<br>RECOMMENDED | 2015-16<br>ADOPTED |
|--|---|-------------------|------------------------|--------------------|
|  | 2013-14<br>ACTUAL   | 2014-15<br>ACTUAL |                        |                    |
| OTHER REVENUE  | 138   | 15                |                        |                    |
| TOTAL REVENUE  | 138   | 15                |                        |                    |
| SALARIES & BENEFITS                                  | 266,194   | 325,490           | 375,240                | 375,240            |
| SERVICES & SUPPLIES                                  | 22,535  | 21,007            | 26,842                 | 26,842             |
| TOTAL EXPENDITURES/APPROPRIATIONS                    | 288,729   | 346,496           | 402,082                | 402,082            |
| NET COST   | 288,591   | 346,481           | 402,082                | 402,082            |



| DETAIL BY REVENUE CATEGORY<br>AND EXPENDITURE OBJECT | DEPARTMENT           | 20040 AUD-CNTRLR   |                   |                   |                        |                    |
|--|----------------------|--------------------|-------------------|-------------------|------------------------|--------------------|
|  | FUNCTION<br>ACTIVITY | GENERAL<br>FINANCE | 2013-14<br>ACTUAL | 2014-15<br>ACTUAL | 2015-16<br>RECOMMENDED | 2015-16<br>ADOPTED |
| CHARGES FOR SERVICES                                 |                      |                    | 44,406            | 46,490            | 41,100                 | 41,100             |
| OTHER REVENUE  |                      |                    | 79,102            | 73,882            | 74,507                 | 74,507             |
| TRANSFER   |                      |                    | 1,251             | 1,418             | 300,000                | 300,000            |
| TOTAL REVENUE  |                      |                    | 124,759           | 121,789           | 415,607                | 415,607            |
| SALARIES & BENEFITS                                  |                      |                    | 582,733           | 607,431           | 628,340                | 628,340            |
| SERVICES & SUPPLIES                                  |                      |                    | 85,038            | 100,259           | 111,318                | 111,318            |
| FIXED ASSETS   |                      |                    |                   |                   | 300,000                | 300,000            |
| TOTAL EXPENDITURES/APPROPRIATIONS                    |                      |                    | 667,770           | 707,690           | 1,039,658              | 1,039,658          |
| NET COST   |                      |                    | 543,011           | 585,900           | 624,051                | 624,051            |

| DETAIL BY REVENUE CATEGORY<br>AND EXPENDITURE OBJECT | DEPARTMENT           | 20050 TREAS-TAX COLL |                   |                   |                        |                    |
|--|----------------------|----------------------|-------------------|-------------------|------------------------|--------------------|
|  | FUNCTION<br>ACTIVITY | GENERAL<br>FINANCE   | 2013-14<br>ACTUAL | 2014-15<br>ACTUAL | 2015-16<br>RECOMMENDED | 2015-16<br>ADOPTED |
| LICENSES & PERMITS                                   |                      |                      | 5,565             | 2,765             | 200                    | 200                |
| CHARGES FOR SERVICES                                 |                      |                      | 432,855           | 425,527           | 414,500                | 414,500            |
| OTHER REVENUE  |                      |                      | 1,015             | 38,360            |                        |                    |
| TOTAL REVENUE  |                      |                      | 439,435           | 466,652           | 414,700                | 414,700            |
| SALARIES & BENEFITS                                  |                      |                      | 464,865           | 523,902           | 537,524                | 537,524            |
| SERVICES & SUPPLIES                                  |                      |                      | 130,777           | 137,627           | 143,890                | 143,890            |
| TOTAL EXPENDITURES/APPROPRIATIONS                    |                      |                      | 595,641           | 661,530           | 681,414                | 681,414            |
| NET COST   |                      |                      | 156,206           | 194,877           | 266,714                | 266,714            |

| DETAIL BY REVENUE CATEGORY<br>AND EXPENDITURE OBJECT | DEPARTMENT 20055 PCCDC CDBG GRANT |                          | 2015-16<br>RECOMMENDED | 2015-16<br>ADOPTED |
|--|-----------------------------------|--------------------------|------------------------|--------------------|
|  | FUNCTION<br>ACTIVITY              | GENERAL<br>OTHER GENERAL |                        |                    |
|  | 2013-14<br>ACTUAL                 | 2014-15<br>ACTUAL        |                        |                    |
| STATE & FEDERAL AID                                  |                                   | 41,602                   |                        |                    |
| TRANSFER   |                                   |                          |                        |                    |
| TOTAL REVENUE  |                                   | 41,602                   |                        |                    |
| SERVICES & SUPPLIES                                  |                                   | 85,302                   |                        |                    |
| TRANSFERS  |                                   |                          |                        |                    |
| TOTAL EXPENDITURES/APPROPRIATIONS                    |                                   | 85,302                   |                        |                    |
| NET COST   |                                   | 43,700                   |                        |                    |

DEPARTMENT 20057 \*\*DO NOT USE\*\*PCCDC PILT  
FUNCTION GENERAL  
ACTIVITY OTHER GENERAL

| DETAIL BY REVENUE CATEGORY<br>AND EXPENDITURE OBJECT | 2013-14<br>ACTUAL | 2014-15<br>ACTUAL | 2015-16<br>RECOMMENDED | 2015-16<br>ADOPTED |
|--|-------------------|-------------------|------------------------|--------------------|
|--|-------------------|-------------------|------------------------|--------------------|

SERVICES & SUPPLIES

TOTAL EXPENDITURES/APPROPRIATIONS

NET COST

| DETAIL BY REVENUE CATEGORY<br>AND EXPENDITURE OBJECT | DEPARTMENT           | 20060 ASSESSOR     |                   |                   |                        |                    |
|--|----------------------|--------------------|-------------------|-------------------|------------------------|--------------------|
|  | FUNCTION<br>ACTIVITY | GENERAL<br>FINANCE | 2013-14<br>ACTUAL | 2014-15<br>ACTUAL | 2015-16<br>RECOMMENDED | 2015-16<br>ADOPTED |
| CHARGES FOR SERVICES                                 |                      |                    | 79,814            | 86,543            | 80,000                 | 80,000             |
| OTHER REVENUE  |                      |                    |                   | 133               |                        |                    |
| TRANSFER   |                      |                    |                   |                   | 6,500                  | 6,500              |
| TOTAL REVENUE  |                      |                    | 79,814            | 86,676            | 86,500                 | 86,500             |
| SALARIES & BENEFITS                                  |                      |                    | 651,073           | 625,434           | 690,786                | 690,786            |
| SERVICES & SUPPLIES                                  |                      |                    | 30,874            | 29,690            | 42,686                 | 42,686             |
| TOTAL EXPENDITURES/APPROPRIATIONS                    |                      |                    | 681,947           | 655,124           | 733,472                | 733,472            |
| NET COST   |                      |                    | 602,133           | 568,448           | 646,972                | 646,972            |

| DETAIL BY REVENUE CATEGORY<br>AND EXPENDITURE OBJECT | DEPARTMENT           | 20080 CO           | COUNSEL                |                    |
|--|----------------------|--------------------|------------------------|--------------------|
|  | FUNCTION<br>ACTIVITY | GENERAL<br>COUNSEL |                        |                    |
|  | 2013-14<br>ACTUAL    | 2014-15<br>ACTUAL  | 2015-16<br>RECOMMENDED | 2015-16<br>ADOPTED |
| CHARGES FOR SERVICES                                 | 2,520                | 2,186              | 1,800                  | 1,800              |
| OTHER REVENUE  | 530                  | 1,018              | 500                    | 500                |
| TOTAL REVENUE  | 3,049                | 3,205              | 2,300                  | 2,300              |
| SALARIES & BENEFITS                                  | 416,174              | 425,531            | 435,786                | 435,786            |
| SERVICES & SUPPLIES                                  | 18,633               | 23,041             | 26,103                 | 26,103             |
| TOTAL EXPENDITURES/APPROPRIATIONS                    | 434,807              | 448,572            | 461,889                | 461,889            |
| NET COST   | 431,757              | 445,367            | 459,589                | 459,589            |

| DETAIL BY REVENUE CATEGORY<br>AND EXPENDITURE OBJECT | DEPARTMENT           | 20100 ELECTIONS      |        | 2015-16<br>RECOMMENDED | 2015-16<br>ADOPTED |
|--|----------------------|----------------------|--------|------------------------|--------------------|
|  | FUNCTION<br>ACTIVITY | GENERAL<br>ELECTIONS | ACTUAL |                        |                    |
| STATE & FEDERAL AID                                  |                      |                      | 73,682 |                        |                    |
| CHARGES FOR SERVICES                                 | 22,131               | 42,410               |        | 26,935                 | 26,935             |
| TOTAL REVENUE  | 22,131               | 116,092              |        | 26,935                 | 26,935             |
| SALARIES & BENEFITS                                  | 213,021              | 199,469              |        | 216,517                | 216,517            |
| SERVICES & SUPPLIES                                  | 73,973               | 64,253               |        | 105,084                | 105,084            |
| TOTAL EXPENDITURES/APPROPRIATIONS                    | 286,994              | 263,722              |        | 321,601                | 321,601            |
| NET COST   | 264,862              | 147,631              |        | 294,666                | 294,666            |

| DETAIL BY REVENUE CATEGORY<br>AND EXPENDITURE OBJECT | DEPARTMENT           | 20120 FACILITY SVC             |                   |                   |                        |                    |
|--|----------------------|--------------------------------|-------------------|-------------------|------------------------|--------------------|
|  | FUNCTION<br>ACTIVITY | GENERAL<br>PROPERTY MANAGEMENT | 2013-14<br>ACTUAL | 2014-15<br>ACTUAL | 2015-16<br>RECOMMENDED | 2015-16<br>ADOPTED |
| USE OF MONEY & PROPERTY                              |                      |                                | 889               | 553               | 605                    | 605                |
| STATE & FEDERAL AID                                  |                      |                                |                   | 116,173           | 300,000                | 300,000            |
| CHARGES FOR SERVICES                                 |                      |                                | 5,308             |                   |                        |                    |
| OTHER REVENUE  |                      |                                | 5,246             | 5,247             |                        |                    |
| TRANSFER   |                      |                                | 2,000             | 2,000             | 469,714                | 469,714            |
| TOTAL REVENUE  |                      |                                | 13,443            | 123,972           | 770,319                | 770,319            |
| SALARIES & BENEFITS                                  |                      |                                | 487,765           | 498,072           | 556,966                | 556,966            |
| SERVICES & SUPPLIES                                  |                      |                                | 693,441           | 934,284           | 1,055,316              | 1,055,316          |
| OTHER CHARGES  |                      |                                |                   |                   |                        |                    |
| FIXED ASSETS   |                      |                                | 17,914            | 121,223           | 467,714                | 467,714            |
| TOTAL EXPENDITURES/APPROPRIATIONS                    |                      |                                | 1,199,120         | 1,553,579         | 2,079,996              | 2,079,996          |
| NET COST   |                      |                                | 1,185,677         | 1,429,607         | 1,309,677              | 1,309,677          |



DEPARTMENT 20136 CRTHS ANN/HLTH & HMN SVC  
FUNCTION GENERAL  
ACTIVITY PLANT ACQUISITION

| DETAIL BY REVENUE CATEGORY<br>AND EXPENDITURE OBJECT | 2013-14<br>ACTUAL | 2014-15<br>ACTUAL | 2015-16<br>RECOMMENDED | 2015-16<br>ADOPTED |
|--|-------------------|-------------------|------------------------|--------------------|
| OTHER REVENUE  |                   |                   |                        |                    |
| TOTAL REVENUE  |                   |                   |                        |                    |
| FIXED ASSETS   |                   |                   |                        |                    |
| TOTAL EXPENDITURES/APPROPRIATIONS                    |                   |                   |                        |                    |
| NET COST   |                   |                   |                        |                    |

DEPARTMENT 20137 COURTHOUSE REMODL  
FUNCTION GENERAL  
ACTIVITY PLANT ACQUISITION

| DETAIL BY REVENUE CATEGORY<br>AND EXPENDITURE OBJECT | 2013-14<br>ACTUAL | 2014-15<br>ACTUAL | 2015-16<br>RECOMMENDED | 2015-16<br>ADOPTED |
|--|-------------------|-------------------|------------------------|--------------------|
| OTHER REVENUE  |                   |                   |                        |                    |
| TOTAL REVENUE  |                   |                   |                        |                    |
| FIXED ASSETS   |                   |                   |                        |                    |
| TOTAL EXPENDITURES/APPROPRIATIONS                    |                   |                   |                        |                    |
| NET COST   |                   |                   |                        |                    |

DEPARTMENT 20139 CAP PROJ-ANIMAL SHLTER  
FUNCTION GENERAL  
ACTIVITY PLANT ACQUISITION

| DETAIL BY REVENUE CATEGORY<br>AND EXPENDITURE OBJECT | 2013-14<br>ACTUAL | 2014-15<br>ACTUAL | 2015-16<br>RECOMMENDED | 2015-16<br>ADOPTED |
|--|-------------------|-------------------|------------------------|--------------------|
| OTHER REVENUE  |                   |                   |                        |                    |
| TOTAL REVENUE  |                   |                   |                        |                    |
| FIXED ASSETS   |                   |                   |                        |                    |
| TOTAL EXPENDITURES/APPROPRIATIONS                    |                   |                   |                        |                    |
| NET COST   |                   |                   |                        |                    |

| DETAIL BY REVENUE CATEGORY<br>AND EXPENDITURE OBJECT | DEPARTMENT FUNCTION ACTIVITY |                   | 20140 CAPITAL IMPROVEMENT PROJ |                    |
|--|------------------------------|-------------------|--------------------------------|--------------------|
|  | 2013-14<br>ACTUAL            | 2014-15<br>ACTUAL | 2015-16<br>RECOMMENDED         | 2015-16<br>ADOPTED |
| USE OF MONEY & PROPERTY                              | 324                          | 355               |                                |                    |
| STATE & FEDERAL AID                                  | 176,173                      | 174,405           | 150,000                        | 150,000            |
| TRANSFER   | 1,021,425                    | 16,301,355        | 1,073,125                      | 1,073,125          |
| TOTAL REVENUE  | 1,197,922                    | 16,476,115        | 1,223,125                      | 1,223,125          |
| SERVICES & SUPPLIES                                  | 1,221,622                    | 2,609,507         | 1,223,125                      | 1,223,125          |
| OTHER CHARGES  |                              | 13,096,016        |                                |                    |
| FIXED ASSETS   |                              |                   |                                |                    |
| TRANSFERS  |                              | 2,000,000         |                                |                    |
| TOTAL EXPENDITURES/APPROPRIATIONS                    | 1,221,622                    | 17,705,522        | 1,223,125                      | 1,223,125          |
| NET COST   | 23,700                       | 1,229,408         |                                |                    |

COUNTY OF PLUMAS  
DETAIL OF FINANCING SOURCES AND FINANCING USES  
GOVERNMENTAL FUNDS  
FISCAL YEAR 2015-16

| DETAIL BY REVENUE CATEGORY<br>AND EXPENDITURE OBJECT | DEPARTMENT | 20141 CAPITAL IMP JAIL |             |         |
|--|------------|------------------------|-------------|---------|
|  | FUNCTION   | GENERAL                |             |         |
|  | ACTIVITY   | PLANT ACQUISITION      |             |         |
|  | 2013-14    | 2014-15                | 2015-16     | 2015-16 |
|  | ACTUAL     | ACTUAL                 | RECOMMENDED | ADOPTED |
| USE OF MONEY & PROPERTY                              |            | 231                    |             |         |
| TRANSFER   |            | 2,000,000              |             |         |
| TOTAL REVENUE  |            | 2,000,231              |             |         |
| NET COST   |            | -2,000,231             |             |         |

| DETAIL BY REVENUE CATEGORY<br>AND EXPENDITURE OBJECT | DEPARTMENT           | 20190 COUNTY FAIR    |                   |                   |                        |                    |
|--|----------------------|----------------------|-------------------|-------------------|------------------------|--------------------|
|  | FUNCTION<br>ACTIVITY | GENERAL<br>PROMOTION | 2013-14<br>ACTUAL | 2014-15<br>ACTUAL | 2015-16<br>RECOMMENDED | 2015-16<br>ADOPTED |
| TAX REVENUE  |                      |                      | 1,873             | 2,162             | 1,500                  | 1,500              |
| USE OF MONEY & PROPERTY                              |                      |                      | 210,162           | 221,110           | 215,900                | 215,900            |
| STATE & FEDERAL AID                                  |                      |                      | 36,000            | 36,000            | 81,828                 | 81,828             |
| CHARGES FOR SERVICES                                 |                      |                      | 53,355            | 52,872            | 47,820                 | 47,820             |
| OTHER REVENUE  |                      |                      | 29,743            | 22,048            | 32,616                 | 32,616             |
| TRANSFER   |                      |                      | 115,431           | 123,413           | 110,489                | 110,489            |
| TOTAL REVENUE  |                      |                      | 446,565           | 457,604           | 490,153                | 490,153            |
| SALARIES & BENEFITS                                  |                      |                      | 219,087           | 230,324           | 237,443                | 237,443            |
| SERVICES & SUPPLIES                                  |                      |                      | 243,202           | 226,818           | 252,709                | 252,709            |
| FIXED ASSETS   |                      |                      |                   |                   |                        |                    |
| TRANSFER OUT   |                      |                      | 5,776             | 3,486             |                        |                    |
| TOTAL EXPENDITURES/APPROPRIATIONS                    |                      |                      | 468,066           | 460,628           | 490,152                | 490,152            |
| NET COST   |                      |                      | 21,501            | 3,023             |                        |                    |

COUNTY OF PLUMAS  
 DETAIL OF FINANCING SOURCES AND FINANCING USES  
 GOVERNMENTAL FUNDS  
 FISCAL YEAR 2015-16

| DETAIL BY REVENUE CATEGORY<br>AND EXPENDITURE OBJECT | DEPARTMENT FUNCTION ACTIVITY |                   | 20210 ENGINEER GENERAL OTHER GENERAL |                    |
|--|------------------------------|-------------------|--------------------------------------|--------------------|
|  | 2013-14<br>ACTUAL            | 2014-15<br>ACTUAL | 2015-16<br>RECOMMENDED               | 2015-16<br>ADOPTED |
| USE OF MONEY & PROPERTY                              | 6                            | 9                 |                                      |                    |
| CHARGES FOR SERVICES                                 | 49,634                       | 38,148            | 44,000                               | 44,000             |
| TRANSFER   | 70,048                       | 35,235            | 45,100                               | 45,100             |
| TOTAL REVENUE  | 119,687                      | 73,393            | 89,100                               | 89,100             |
| SALARIES & BENEFITS                                  | 183,126                      | 125,425           | 182,599                              | 182,599            |
| SERVICES & SUPPLIES                                  | 7,651                        | 3,942             | 16,469                               | 16,469             |
| TRANSFERS  |                              | 6,670             | 6,000                                | 6,000              |
| TOTAL EXPENDITURES/APPROPRIATIONS                    | 190,777                      | 136,038           | 205,068                              | 205,068            |
| NET COST   | 71,090                       | 62,645            | 115,968                              | 115,968            |

| DETAIL BY REVENUE CATEGORY<br>AND EXPENDITURE OBJECT | DEPARTMENT           | 20220 INFO TECH          |                   |                   |                        |                    |
|--|----------------------|--------------------------|-------------------|-------------------|------------------------|--------------------|
|  | FUNCTION<br>ACTIVITY | GENERAL<br>OTHER GENERAL | 2013-14<br>ACTUAL | 2014-15<br>ACTUAL | 2015-16<br>RECOMMENDED | 2015-16<br>ADOPTED |
| CHARGES FOR SERVICES                                 |                      |                          | 504               | 746               |                        |                    |
| OTHER REVENUE  |                      |                          | 2,412             | 2,010             | 504                    | 504                |
| TRANSFER   |                      |                          | 68,016            | 65,324            | 77,514                 | 77,514             |
| TOTAL REVENUE  |                      |                          | 70,932            | 68,080            | 78,018                 | 78,018             |
| SALARIES & BENEFITS                                  |                      |                          | 389,859           | 395,864           | 413,697                | 413,697            |
| SERVICES & SUPPLIES                                  |                      |                          | 303,565           | 292,510           | 303,449                | 303,449            |
| FIXED ASSETS   |                      |                          |                   |                   |                        |                    |
| TRANSFER OUT   |                      |                          |                   |                   |                        |                    |
| TOTAL EXPENDITURES/APPROPRIATIONS                    |                      |                          | 693,424           | 688,374           | 717,146                | 717,146            |
| NET COST   |                      |                          | 622,492           | 620,294           | 639,128                | 639,128            |



DEPARTMENT 20237 DNA PENALTY (PROP 69)  
 FUNCTION PUBLIC PROTECTION  
 ACTIVITY JUDICIAL

| DETAIL BY REVENUE CATEGORY<br>AND EXPENDITURE OBJECT | 2013-14<br>ACTUAL | 2014-15<br>ACTUAL | 2015-16<br>RECOMMENDED | 2015-16<br>ADOPTED |
|--|-------------------|-------------------|------------------------|--------------------|
| FINES & PENALTIES                                    | 7,958             | 5,917             |                        |                    |
| USE OF MONEY & PROPERTY                              | 17                | 37                |                        |                    |
| TOTAL REVENUE  | 7,975             | 5,954             |                        |                    |
| SERVICES & SUPPLIES                                  | 64                | 32                | 49                     | 49                 |
| FIXED ASSETS   |                   |                   | 17,114                 | 17,114             |
| TRANSFERS  | 9,053             |                   |                        |                    |
| TOTAL EXPENDITURES/APPROPRIATIONS                    | 9,117             | 32                | 17,163                 | 17,163             |
| NET COST   | 1,142             | -5,922            | 17,163                 | 17,163             |

| DETAIL BY REVENUE CATEGORY<br>AND EXPENDITURE OBJECT | DEPARTMENT 20240 INS & BONDS |                          | 2015-16<br>RECOMMENDED | 2015-16<br>ADOPTED |
|--|------------------------------|--------------------------|------------------------|--------------------|
|  | FUNCTION<br>ACTIVITY         | GENERAL<br>OTHER GENERAL |                        |                    |
|  | 2013-14<br>ACTUAL            | 2014-15<br>ACTUAL        |                        |                    |
| CHARGES FOR SERVICES                                 | 356                          | 713                      |                        |                    |
| TOTAL REVENUE  | 356                          | 713                      |                        |                    |
| SERVICES & SUPPLIES                                  |                              |                          |                        |                    |
| TOTAL EXPENDITURES/APPROPRIATIONS                    |                              |                          |                        |                    |
| NET COST   | -356                         | -713                     |                        |                    |

| DETAIL BY REVENUE CATEGORY<br>AND EXPENDITURE OBJECT | DEPARTMENT | 20270 GRAND JURY  |             |         |
|--|------------|-------------------|-------------|---------|
|  | FUNCTION   | PUBLIC PROTECTION | 2013-14     | 2014-15 |
|  | ACTIVITY   | JUDICIAL          | ACTUAL      | ACTUAL  |
|  |            |                   | 2015-16     | 2015-16 |
|  |            |                   | RECOMMENDED | ADOPTED |
| SERVICES & SUPPLIES                                  |            |                   | 28,537      | 23,082  |
|  |            |                   | 25,616      | 25,616  |
| TOTAL EXPENDITURES/APPROPRIATIONS                    |            |                   | 28,537      | 23,082  |
|  |            |                   | 25,616      | 25,616  |
| NET COST   |            |                   | 28,537      | 23,082  |
|  |            |                   | 25,616      | 25,616  |

DEPARTMENT 20272 QLG LITIGATION  
FUNCTION GENERAL  
ACTIVITY OTHER GENERAL

| DETAIL BY REVENUE CATEGORY<br>AND EXPENDITURE OBJECT | 2013-14<br>ACTUAL | 2014-15<br>ACTUAL | 2015-16<br>RECOMMENDED | 2015-16<br>ADOPTED |
|--|-------------------|-------------------|------------------------|--------------------|
| USE OF MONEY & PROPERTY                              |                   |                   |                        |                    |
| TOTAL REVENUE  |                   |                   |                        |                    |
| SERVICES & SUPPLIES                                  |                   |                   |                        |                    |
| TOTAL EXPENDITURES/APPROPRIATIONS                    |                   |                   |                        |                    |
| NET COST   |                   |                   |                        |                    |

| DETAIL BY REVENUE CATEGORY<br>AND EXPENDITURE OBJECT | DEPARTMENT           | 20290 MUNI COURT              |                   |                   |                        |                    |
|--|----------------------|-------------------------------|-------------------|-------------------|------------------------|--------------------|
|  | FUNCTION<br>ACTIVITY | PUBLIC PROTECTION<br>JUDICIAL | 2013-14<br>ACTUAL | 2014-15<br>ACTUAL | 2015-16<br>RECOMMENDED | 2015-16<br>ADOPTED |
| FINES & PENALTIES                                    |                      |                               | 220,611           | 219,358           | 224,100                | 224,100            |
| CHARGES FOR SERVICES                                 |                      |                               |                   |                   |                        |                    |
| TOTAL REVENUE  |                      |                               | 220,611           | 219,358           | 224,100                | 224,100            |
| SERVICES & SUPPLIES                                  |                      |                               |                   |                   |                        |                    |
| OTHER CHARGES  |                      |                               | 25,593            |                   | 30,000                 | 30,000             |
| TOTAL EXPENDITURES/APPROPRIATIONS                    |                      |                               | 25,593            |                   | 30,000                 | 30,000             |
| NET COST   |                      |                               | -195,019          | -219,358          | -194,100               | -194,100           |

| DETAIL BY REVENUE CATEGORY<br>AND EXPENDITURE OBJECT | DEPARTMENT 20293 CRIMINAL JUS. CONST |                               | 2015-16<br>RECOMMENDED | 2015-16<br>ADOPTED |
|--|--------------------------------------|-------------------------------|------------------------|--------------------|
|  | FUNCTION<br>ACTIVITY                 | PUBLIC PROTECTION<br>JUDICIAL |                        |                    |
| FINES & PENALTIES                                    | 2013-14<br>ACTUAL<br>53,668          | 2014-15<br>ACTUAL<br>49,745   | 43,000                 | 43,000             |
| USE OF MONEY & PROPERTY                              | 611                                  | 1,073                         | 600                    | 600                |
| TOTAL REVENUE  | 54,279                               | 50,819                        | 43,600                 | 43,600             |
| SERVICES & SUPPLIES                                  |                                      | 166,669                       | 78,499                 | 78,499             |
| FIXED ASSETS   |                                      | 29,217                        | 5,500                  | 5,500              |
| TOTAL EXPENDITURES/APPROPRIATIONS                    |                                      | 195,886                       | 83,999                 | 83,999             |
| NET COST   | -54,279                              | 145,068                       | 40,399                 | 40,399             |

| DETAIL BY REVENUE CATEGORY<br>AND EXPENDITURE OBJECT | DEPARTMENT 20320 PUBLIC DEFENDER<br>FUNCTION PUBLIC PROTECTION<br>ACTIVITY JUDICIAL |                   | 2015-16<br>RECOMMENDED | 2015-16<br>ADOPTED |
|--|---|-------------------|------------------------|--------------------|
|  | 2013-14<br>ACTUAL   | 2014-15<br>ACTUAL |                        |                    |
| CHARGES FOR SERVICES                                 | 8,290   | 7,196             | 8,000                  | 8,000              |
| TRANSFER   |   |                   |                        |                    |
| TOTAL REVENUE  | 8,290   | 7,196             | 8,000                  | 8,000              |
| SERVICES & SUPPLIES                                  | 358,864   | 404,309           | 362,971                | 362,971            |
| TRANSFERS  | 1,000   |                   |                        |                    |
| TOTAL EXPENDITURES/APPROPRIATIONS                    | 359,864   | 404,309           | 362,971                | 362,971            |
| NET COST   | 351,574   | 397,113           | 354,971                | 354,971            |

| DETAIL BY REVENUE CATEGORY<br>AND EXPENDITURE OBJECT | DEPARTMENT 20342 CIVIL OPERATIONS |  | 2015-16<br>RECOMMENDED | 2015-16<br>ADOPTED |
|--|-----------------------------------|--|------------------------|--------------------|
|  | FUNCTION<br>ACTIVITY              | PUBLIC PROTECTION<br>POLICE PROTECTION |                        |                    |
| USE OF MONEY & PROPERTY                              | 2013-14<br>ACTUAL<br>16           | 2014-15<br>ACTUAL<br>13                | 10                     | 10                 |
| CHARGES FOR SERVICES                                 | 3,754                             | 3,408                                  | 3,400                  | 3,400              |
| TOTAL REVENUE  | 3,770                             | 3,420                                  | 3,410                  | 3,410              |
| SERVICES & SUPPLIES                                  | 8,454                             | 6,240                                  | 7,781                  | 7,781              |
| TOTAL EXPENDITURES/APPROPRIATIONS                    | 8,454                             | 6,240                                  | 7,781                  | 7,781              |
| NET COST   | 4,684                             | 2,820                                  | 4,371                  | 4,371              |



| DETAIL BY REVENUE CATEGORY<br>AND EXPENDITURE OBJECT | DEPARTMENT 20343 NARCOTICS<br>FUNCTION PUBLIC PROTECTION<br>ACTIVITY POLICE PROTECTION |                   | 2015-16<br>RECOMMENDED | 2015-16<br>ADOPTED |
|--|--|-------------------|------------------------|--------------------|
|  | 2013-14<br>ACTUAL  | 2014-15<br>ACTUAL |                        |                    |
| FINES & PENALTIES                                    | 3,141  | 1,091             |                        |                    |
| USE OF MONEY & PROPERTY                              | 155  | 119               | 100                    | 100                |
| STATE & FEDERAL AID                                  |  |                   |                        |                    |
| TOTAL REVENUE  | 3,296  | 1,210             | 100                    | 100                |
| SERVICES & SUPPLIES                                  | 18,027   | 9,756             | 17,460                 | 17,460             |
| FIXED ASSETS   | 43,215   |                   |                        |                    |
| TRANSFERS  |  |                   |                        |                    |
| TOTAL EXPENDITURES/APPROPRIATIONS                    | 61,243   | 9,756             | 17,460                 | 17,460             |
| NET COST   | 57,946   | 8,546             | 17,360                 | 17,360             |

| DETAIL BY REVENUE CATEGORY<br>AND EXPENDITURE OBJECT | DEPARTMENT 20370 INTENS DRG SUP<br>FUNCTION PUBLIC PROTECTION<br>ACTIVITY DETENTION & CORRECTION |                   | 2015-16<br>RECOMMENDED | 2015-16<br>ADOPTED |
|--|--|-------------------|------------------------|--------------------|
|  | 2013-14<br>ACTUAL  | 2014-15<br>ACTUAL |                        |                    |
| STATE & FEDERAL AID                                  | 14,736   | 9,182             |                        |                    |
| TRANSFER   |  |                   |                        |                    |
| TOTAL REVENUE  | 14,736   | 9,182             |                        |                    |
| SALARIES & BENEFITS                                  |  | 633               |                        |                    |
| SERVICES & SUPPLIES                                  | 3,246  | 2,153             |                        |                    |
| TRANSFERS  | 12,130   | 1,113             |                        |                    |
| TOTAL EXPENDITURES/APPROPRIATIONS                    | 15,376   | 3,899             |                        |                    |
| NET COST   | 640  | -5,283            |                        |                    |

| DETAIL BY REVENUE CATEGORY<br>AND EXPENDITURE OBJECT | DEPARTMENT 20400 PROBATION<br>FUNCTION PUBLIC PROTECTION<br>ACTIVITY DETENTION & CORRECTION |                   |                        |                    |
|--|---|-------------------|------------------------|--------------------|
|  | 2013-14<br>ACTUAL   | 2014-15<br>ACTUAL | 2015-16<br>RECOMMENDED | 2015-16<br>ADOPTED |
| STATE & FEDERAL AID                                  | 71,886  | 37,110            | 101,060                | 101,060            |
| CHARGES FOR SERVICES                                 | 28,874  | 33,962            | 36,860                 | 36,860             |
| OTHER REVENUE  | 10,085  | 16,065            | 16,000                 | 16,000             |
| TRANSFER   | 285,236   | 447,963           | 504,570                | 504,570            |
| TOTAL REVENUE  | 396,081   | 535,100           | 658,490                | 658,490            |
| SALARIES & BENEFITS                                  | 711,524   | 876,263           | 1,110,899              | 1,110,899          |
| SERVICES & SUPPLIES                                  | 62,131  | 44,639            | 68,212                 | 68,212             |
| OTHER CHARGES  | 47,833  | 26,010            | 48,500                 | 48,500             |
| FIXED ASSETS   |   |                   |                        |                    |
| TOTAL EXPENDITURES/APPROPRIATIONS                    | 821,489   | 946,912           | 1,227,611              | 1,227,611          |
| NET COST   | 425,408   | 411,811           | 569,121                | 569,121            |

DEPARTMENT 20401 PROB-EVIDENCE BASED SUPRV  
 FUNCTION PUBLIC PROTECTION  
 ACTIVITY DETENTION & CORRECTION

| DETAIL BY REVENUE CATEGORY<br>AND EXPENDITURE OBJECT | 2013-14<br>ACTUAL | 2014-15<br>ACTUAL | 2015-16<br>RECOMMENDED | 2015-16<br>ADOPTED |
|--|-------------------|-------------------|------------------------|--------------------|
| STATE & FEDERAL AID                                  |                   |                   |                        |                    |
| TOTAL REVENUE  |                   |                   |                        |                    |
| SALARIES & BENEFITS                                  | 55                | 86                |                        |                    |
| SERVICES & SUPPLIES                                  | 9,654             | -2,448            |                        |                    |
| TOTAL EXPENDITURES/APPROPRIATIONS                    | 9,708             | -2,362            |                        |                    |
| NET COST   | 9,708             | -2,362            |                        |                    |

|  | DEPARTMENT 20402 PROB --JJCPA SLESF<br>FUNCTION PUBLIC PROTECTION<br>ACTIVITY DETENTION & CORRECTION |                   |                        |                    |
|--|--|-------------------|------------------------|--------------------|
| DETAIL BY REVENUE CATEGORY<br>AND EXPENDITURE OBJECT | 2013-14<br>ACTUAL  | 2014-15<br>ACTUAL | 2015-16<br>RECOMMENDED | 2015-16<br>ADOPTED |
| USE OF MONEY & PROPERTY                              | 736  | 1,424             | 1,041                  | 1,041              |
| STATE & FEDERAL AID                                  | 72,472   | 67,807            | 89,671                 | 89,671             |
| TOTAL REVENUE  | 73,208   | 69,231            | 90,712                 | 90,712             |
| SALARIES & BENEFITS                                  | 5,013  | 609               | 608                    | 608                |
| SERVICES & SUPPLIES                                  | 3,695  | 90                | 20,021                 | 20,021             |
| TRANSFERS  |  | 51,258            | 60,309                 | 60,309             |
| TOTAL EXPENDITURES/APPROPRIATIONS                    | 8,708  | 51,957            | 80,938                 | 80,938             |
| NET COST   | -64,500  | -17,274           | -9,774                 | -9,774             |

DEPARTMENT 20403 PROB- OTRAP  
 FUNCTION PUBLIC PROTECTION  
 ACTIVITY DETENTION & CORRECTION

| DETAIL BY REVENUE CATEGORY<br>AND EXPENDITURE OBJECT | 2013-14<br>ACTUAL | 2014-15<br>ACTUAL | 2015-16<br>RECOMMENDED | 2015-16<br>ADOPTED |
|--|-------------------|-------------------|------------------------|--------------------|
| STATE & FEDERAL AID                                  |                   |                   |                        |                    |
| TOTAL REVENUE  |                   |                   |                        |                    |
| SALARIES & BENEFITS                                  | 1,709             | 375               |                        |                    |
| SERVICES & SUPPLIES                                  | 96                | 14                |                        |                    |
| TOTAL EXPENDITURES/APPROPRIATIONS                    | 1,805             | 389               |                        |                    |
| NET COST   | 1,805             | 389               |                        |                    |

| DETAIL BY REVENUE CATEGORY<br>AND EXPENDITURE OBJECT | DEPARTMENT 20407 PROB-CRT DRUG<br>FUNCTION PUBLIC PROTECTION<br>ACTIVITY DETENTION & CORRECTION |                   |                        |                    |
|--|---|-------------------|------------------------|--------------------|
|  | 2013-14<br>ACTUAL   | 2014-15<br>ACTUAL | 2015-16<br>RECOMMENDED | 2015-16<br>ADOPTED |
| STATE & FEDERAL AID                                  |   |                   |                        |                    |
| TRANSFER   | 76,519  | 18,335            | 5,000                  | 5,000              |
| TOTAL REVENUE  | 76,519  | 18,335            | 5,000                  | 5,000              |
| SALARIES & BENEFITS                                  |   | 211               | 223                    | 223                |
| SERVICES & SUPPLIES                                  | 22,629  | 18,124            | 4,777                  | 4,777              |
| TRANSFERS  | 54,123  |                   |                        |                    |
| TOTAL EXPENDITURES/APPROPRIATIONS                    | 76,752  | 18,335            | 5,000                  | 5,000              |
| NET COST   | 233   |                   |                        |                    |

| DETAIL BY REVENUE CATEGORY<br>AND EXPENDITURE OBJECT | DEPARTMENT 20409 PROB-ADULT HIGH RISK<br>FUNCTION PUBLIC PROTECTION<br>ACTIVITY DETENTION & CORRECTION |                   |                        |                    |
|--|--|-------------------|------------------------|--------------------|
|  | 2013-14<br>ACTUAL  | 2014-15<br>ACTUAL | 2015-16<br>RECOMMENDED | 2015-16<br>ADOPTED |
| USE OF MONEY & PROPERTY                              | 940  | 1,459             | 1,126                  | 1,126              |
| STATE & FEDERAL AID                                  | 269,031  | 329,368           | 463,088                | 463,088            |
| TOTAL REVENUE  | 269,971  | 330,827           | 464,214                | 464,214            |
| SALARIES & BENEFITS                                  | 13,020   | 35,877            | 60,852                 | 60,852             |
| SERVICES & SUPPLIES                                  | 32,811   | 63,405            | 180,357                | 180,357            |
| FIXED ASSETS   |  |                   |                        |                    |
| TRANSFERS  | 217,264  | 288,991           | 369,441                | 369,441            |
| TOTAL EXPENDITURES/APPROPRIATIONS                    | 263,096  | 388,273           | 610,650                | 610,650            |
| NET COST   | -6,876   | 57,447            | 146,436                | 146,436            |



| DETAIL BY REVENUE CATEGORY<br>AND EXPENDITURE OBJECT | DEPARTMENT 20413 DOMESTIC VIOL ASST |                                       | 2015-16<br>RECOMMENDED | 2015-16<br>ADOPTED |
|--|-------------------------------------|---------------------------------------|------------------------|--------------------|
|  | FUNCTION<br>ACTIVITY                | PUBLIC PROTECTION<br>OTHER PROTECTION |                        |                    |
|  | 2013-14<br>ACTUAL                   | 2014-15<br>ACTUAL                     |                        |                    |
| LICENSES & PERMITS                                   | 4,193                               | 3,897                                 | 3,100                  | 3,100              |
| USE OF MONEY & PROPERTY                              | 11                                  | 21                                    | 10                     | 10                 |
| TOTAL REVENUE  | 4,205                               | 3,918                                 | 3,110                  | 3,110              |
| SERVICES & SUPPLIES                                  | 1,788                               | 9,014                                 | 4,110                  | 4,110              |
| TRANSFERS  | 1,461                               |                                       |                        |                    |
| TOTAL EXPENDITURES/APPROPRIATIONS                    | 3,249                               | 9,014                                 | 4,110                  | 4,110              |
| NET COST   | -956                                | 5,096                                 | 1,000                  | 1,000              |

| DETAIL BY REVENUE CATEGORY<br>AND EXPENDITURE OBJECT | DEPARTMENT 20415 PROB- JVNL JUST<br>FUNCTION PUBLIC PROTECTION<br>ACTIVITY DETENTION & CORRECTION |                   |                        |                    |
|--|---|-------------------|------------------------|--------------------|
|  | 2013-14<br>ACTUAL   | 2014-15<br>ACTUAL | 2015-16<br>RECOMMENDED | 2015-16<br>ADOPTED |
| USE OF MONEY & PROPERTY                              |   |                   |                        |                    |
| STATE & FEDERAL AID                                  |   |                   |                        |                    |
| TRANSFER   | 120,392   | 144,606           | 117,000                | 117,000            |
| TOTAL REVENUE  | 120,392   | 144,606           | 117,000                | 117,000            |
| SALARIES & BENEFITS                                  | 52,768  | 42,890            | 87,885                 | 87,885             |
| SERVICES & SUPPLIES                                  | 15,623  | 10,447            | 81,733                 | 81,733             |
| OTHER CHARGES  | 6,125   | 17,989            | 42,000                 | 42,000             |
| FIXED ASSETS   |   | 34,928            |                        |                    |
| TRANSFERS  | 5,182   | 16,335            | 12,975                 | 12,975             |
| TOTAL EXPENDITURES/APPROPRIATIONS                    | 79,697  | 122,589           | 224,593                | 224,593            |
| NET COST   | -40,695   | -22,017           | 107,593                | 107,593            |

|  | DEPARTMENT 20418 PROB-AB109<br>FUNCTION PUBLIC PROTECTION<br>ACTIVITY DETENTION & CORRECTION |                   |                        |                    |
|--|--|-------------------|------------------------|--------------------|
| DETAIL BY REVENUE CATEGORY<br>AND EXPENDITURE OBJECT | 2013-14<br>ACTUAL  | 2014-15<br>ACTUAL | 2015-16<br>RECOMMENDED | 2015-16<br>ADOPTED |
| STATE & FEDERAL AID                                  |  | 20,500            |                        |                    |
| TRANSFER   |  | 314,232           | 201,845                | 201,845            |
| TOTAL REVENUE  |  | 334,732           | 201,845                | 201,845            |
| SALARIES & BENEFITS                                  |  |                   |                        |                    |
| SERVICES & SUPPLIES                                  | 37,827   | 50,763            | 38,665                 | 38,665             |
| OTHER CHARGES  | 5,664  | 391               | 1,000                  | 1,000              |
| TRANSFERS  | 89,634   | 112,752           | 162,180                | 162,180            |
| TOTAL EXPENDITURES/APPROPRIATIONS                    | 133,125  | 163,906           | 201,845                | 201,845            |
| NET COST   | 133,125  | -170,825          |                        |                    |

| DETAIL BY REVENUE CATEGORY<br>AND EXPENDITURE OBJECT | DEPARTMENT 20420 VICTIM WIT<br>FUNCTION PUBLIC PROTECTION<br>ACTIVITY DETENTION & CORRECTION |                   | 2015-16<br>RECOMMENDED | 2015-16<br>ADOPTED |
|--|--|-------------------|------------------------|--------------------|
|  | 2013-14<br>ACTUAL  | 2014-15<br>ACTUAL |                        |                    |
| STATE & FEDERAL AID                                  | 66,106   | 83,039            | 209,013                | 209,013            |
| TRANSFER   | 1,461  |                   |                        |                    |
| TOTAL REVENUE  | 67,567   | 83,039            | 209,013                | 209,013            |
| SALARIES & BENEFITS                                  | 86,230   | 88,164            | 88,907                 | 88,907             |
| SERVICES & SUPPLIES                                  | 20,447   | 37,421            | 36,785                 | 36,785             |
| TOTAL EXPENDITURES/APPROPRIATIONS                    | 106,677  | 125,585           | 125,692                | 125,692            |
| NET COST   | 39,110   | 42,546            | -83,321                | -83,321            |

| DETAIL BY REVENUE CATEGORY<br>AND EXPENDITURE OBJECT | DEPARTMENT           | 20423 GENERAL PLAN |               | 2015-16<br>RECOMMENDED | 2015-16<br>ADOPTED |
|--|----------------------|--------------------|---------------|------------------------|--------------------|
|  | FUNCTION<br>ACTIVITY | GENERAL            | OTHER GENERAL |                        |                    |
|  | 2013-14<br>ACTUAL    | 2014-15<br>ACTUAL  |               |                        |                    |
| STATE & FEDERAL AID                                  | 56,570               |                    |               |                        |                    |
| TOTAL REVENUE  | 56,570               |                    |               |                        |                    |
| SERVICES & SUPPLIES                                  | 106,806              | 562                |               | 10,975                 | 10,975             |
| TOTAL EXPENDITURES/APPROPRIATIONS                    | 106,806              | 562                |               | 10,975                 | 10,975             |
| NET COST   | 50,236               | 562                |               | 10,975                 | 10,975             |

| DETAIL BY REVENUE CATEGORY<br>AND EXPENDITURE OBJECT | DEPARTMENT 20424 ANIMAL CONTROL |                                       | 2015-16<br>RECOMMENDED | 2015-16<br>ADOPTED |
|--|---------------------------------|---------------------------------------|------------------------|--------------------|
|  | FUNCTION<br>ACTIVITY            | PUBLIC PROTECTION<br>OTHER PROTECTION |                        |                    |
|  | 2013-14<br>ACTUAL               | 2014-15<br>ACTUAL                     |                        |                    |
| FINES & PENALTIES                                    | 1,110                           | 1,234                                 | 1,200                  | 1,200              |
| USE OF MONEY & PROPERTY                              | -3                              | 1                                     |                        |                    |
| OTHER REVENUE  |                                 | 2,500                                 |                        |                    |
| TRANSFER   |                                 |                                       |                        |                    |
| TOTAL REVENUE  | 1,107                           | 3,734                                 | 1,200                  | 1,200              |
| SERVICES & SUPPLIES                                  |                                 |                                       | 3,813                  | 3,813              |
| TOTAL EXPENDITURES/APPROPRIATIONS                    |                                 |                                       | 3,813                  | 3,813              |
| NET COST   | -1,107                          | -3,734                                | 2,613                  | 2,613              |

| DETAIL BY REVENUE CATEGORY<br>AND EXPENDITURE OBJECT | DEPARTMENT 20425 AG COMM<br>FUNCTION PUBLIC PROTECTION<br>ACTIVITY PROTECTION INSPECTION |                   | 2015-16<br>RECOMMENDED | 2015-16<br>ADOPTED |
|--|--|-------------------|------------------------|--------------------|
|  | 2013-14<br>ACTUAL  | 2014-15<br>ACTUAL |                        |                    |
| STATE & FEDERAL AID                                  | 174,652  | 172,353           | 217,747                | 217,747            |
| CHARGES FOR SERVICES                                 | 38,652   | 37,151            | 35,300                 | 35,300             |
| OTHER REVENUE  | 34,910   | 26,735            | 30,000                 | 30,000             |
| TRANSFER   |  |                   | 39,902                 | 39,902             |
| TOTAL REVENUE  | 248,214  | 236,239           | 322,949                | 322,949            |
| SALARIES & BENEFITS                                  | 239,797  | 278,809           | 329,289                | 329,289            |
| SERVICES & SUPPLIES                                  | 88,404   | 100,255           | 125,457                | 125,457            |
| FIXED ASSETS   |  |                   | 39,902                 | 39,902             |
| TOTAL EXPENDITURES/APPROPRIATIONS                    | 328,201  | 379,065           | 494,648                | 494,648            |
| NET COST   | 79,987   | 142,825           | 171,699                | 171,699            |

| DETAIL BY REVENUE CATEGORY<br>AND EXPENDITURE OBJECT | DEPARTMENT 20426 BUILDING<br>FUNCTION PUBLIC PROTECTION<br>ACTIVITY PROTECTION INSPECTION |                   | 2015-16<br>RECOMMENDED | 2015-16<br>ADOPTED |
|--|---|-------------------|------------------------|--------------------|
|  | 2013-14<br>ACTUAL   | 2014-15<br>ACTUAL |                        |                    |
| LICENSES & PERMITS                                   | 454,158   | 460,534           | 400,000                | 400,000            |
| FINES & PENALTIES                                    | 90  | 8                 | 20                     | 20                 |
| STATE & FEDERAL AID                                  | 27,377  | 27,309            | 26,040                 | 26,040             |
| CHARGES FOR SERVICES                                 | 51  | 50                | 30                     | 30                 |
| TOTAL REVENUE  | 481,675   | 487,901           | 426,090                | 426,090            |
| SALARIES & BENEFITS                                  | 488,632   | 507,029           | 507,592                | 507,592            |
| SERVICES & SUPPLIES                                  | 84,932  | 76,492            | 93,913                 | 93,913             |
| OTHER CHARGES  | 12,637  | 12,534            | 12,500                 | 12,500             |
| TOTAL EXPENDITURES/APPROPRIATIONS                    | 586,201   | 596,055           | 614,005                | 614,005            |
| NET COST   | 104,525   | 108,155           | 187,915                | 187,915            |



| DETAIL BY REVENUE CATEGORY<br>AND EXPENDITURE OBJECT | DEPARTMENT 20428 ANIMAL CONTROL<br>FUNCTION PUBLIC PROTECTION |                   | 2015-16<br>RECOMMENDED | 2015-16<br>ADOPTED |
|--|---|-------------------|------------------------|--------------------|
|  | 2013-14<br>ACTUAL   | 2014-15<br>ACTUAL |                        |                    |
| LICENSES & PERMITS                                   | 19,457  | 23,098            | 22,000                 | 22,000             |
| USE OF MONEY & PROPERTY                              |   |                   |                        |                    |
| CHARGES FOR SERVICES                                 | 13,649  | 14,778            | 14,300                 | 14,300             |
| OTHER REVENUE  | 941   |                   |                        |                    |
| TOTAL REVENUE  | 34,047  | 37,876            | 36,300                 | 36,300             |
| SALARIES & BENEFITS                                  | 136,220   | 161,530           | 167,200                | 167,200            |
| SERVICES & SUPPLIES                                  | 51,563  | 43,440            | 58,080                 | 58,080             |
| FIXED ASSETS   | 12,772  |                   |                        |                    |
| TOTAL EXPENDITURES/APPROPRIATIONS                    | 200,555   | 204,971           | 225,280                | 225,280            |
| NET COST   | 166,508   | 167,095           | 188,980                | 188,980            |

| DETAIL BY REVENUE CATEGORY<br>AND EXPENDITURE OBJECT | DEPARTMENT 20430 PUBLIC GUARDIAN |                                       | 2015-16<br>RECOMMENDED | 2015-16<br>ADOPTED |
|--|----------------------------------|---------------------------------------|------------------------|--------------------|
|  | FUNCTION<br>ACTIVITY             | PUBLIC PROTECTION<br>OTHER PROTECTION |                        |                    |
| CHARGES FOR SERVICES                                 | 2013-14<br>ACTUAL<br>6,951       | 2014-15<br>ACTUAL<br>12,767           | 6,000                  | 6,000              |
| TRANSFER   |                                  | 15,000                                | 15,000                 | 15,000             |
| TOTAL REVENUE  | 6,951                            | 27,767                                | 21,000                 | 21,000             |
| SALARIES & BENEFITS                                  | 116,359                          | 104,247                               | 117,060                | 117,060            |
| SERVICES & SUPPLIES                                  | 4,886                            | 3,455                                 | 13,576                 | 13,576             |
| TOTAL EXPENDITURES/APPROPRIATIONS                    | 121,245                          | 107,701                               | 130,636                | 130,636            |
| NET COST   | 114,295                          | 79,934                                | 109,636                | 109,636            |

DEPARTMENT 20432 PUB ADMIN  
 FUNCTION PUBLIC PROTECTION  
 ACTIVITY OTHER PROTECTION

| DETAIL BY REVENUE CATEGORY<br>AND EXPENDITURE OBJECT | 2013-14<br>ACTUAL | 2014-15<br>ACTUAL | 2015-16<br>RECOMMENDED | 2015-16<br>ADOPTED |
|--|-------------------|-------------------|------------------------|--------------------|
| USE OF MONEY & PROPERTY                              |                   |                   |                        |                    |
| CHARGES FOR SERVICES                                 | 11,364            |                   | 1,000                  | 1,000              |
| TOTAL REVENUE  | 11,364            |                   | 1,000                  | 1,000              |
| SALARIES & BENEFITS                                  | 26,382            | 27,825            | 28,396                 | 28,396             |
| SERVICES & SUPPLIES                                  | 3,799             | 5,537             | 10,603                 | 10,603             |
| TOTAL EXPENDITURES/APPROPRIATIONS                    | 30,182            | 33,362            | 38,999                 | 38,999             |
| NET COST   | 18,817            | 33,362            | 37,999                 | 37,999             |

| DETAIL BY REVENUE CATEGORY<br>AND EXPENDITURE OBJECT | DEPARTMENT 20446 BUILDING DEV/IMPACT<br>FUNCTION PUBLIC PROTECTION<br>ACTIVITY PROTECTION INSPECTION |                   |                        |                    |
|--|--|-------------------|------------------------|--------------------|
|  | 2013-14<br>ACTUAL  | 2014-15<br>ACTUAL | 2015-16<br>RECOMMENDED | 2015-16<br>ADOPTED |
| USE OF MONEY & PROPERTY                              | 17   | 27                |                        |                    |
| CHARGES FOR SERVICES                                 |  |                   |                        |                    |
| TOTAL REVENUE  | 17   | 27                |                        |                    |
| SERVICES & SUPPLIES                                  |  |                   |                        |                    |
| TOTAL EXPENDITURES/APPROPRIATIONS                    |  |                   |                        |                    |
| NET COST   | -17  | -27               |                        |                    |

| DETAIL BY REVENUE CATEGORY<br>AND EXPENDITURE OBJECT | DEPARTMENT 20450 CODE CMLPNC/ABATE<br>FUNCTION PUBLIC PROTECTION<br>ACTIVITY PROTECTION INSPECTION |                   | 2015-16<br>RECOMMENDED | 2015-16<br>ADOPTED |
|--|--|-------------------|------------------------|--------------------|
|  | 2013-14<br>ACTUAL  | 2014-15<br>ACTUAL |                        |                    |
| FINES & PENALTIES                                    |  |                   |                        |                    |
| STATE & FEDERAL AID                                  |  |                   |                        |                    |
| OTHER REVENUE  | 250  |                   |                        |                    |
| TOTAL REVENUE  | 250  |                   |                        |                    |
| SALARIES & BENEFITS                                  |  |                   | 49,223                 | 49,223             |
| SERVICES & SUPPLIES                                  |  |                   | 32,846                 | 32,846             |
| OTHER CHARGES  |  |                   |                        |                    |
| TOTAL EXPENDITURES/APPROPRIATIONS                    |  |                   | 82,069                 | 82,069             |
| NET COST   | -250   |                   | 82,069                 | 82,069             |

| DETAIL BY REVENUE CATEGORY<br>AND EXPENDITURE OBJECT | DEPARTMENT 20455 COORD COUNCIL |                                    | 2015-16<br>RECOMMENDED | 2015-16<br>ADOPTED |
|--|--------------------------------|------------------------------------|------------------------|--------------------|
|  | FUNCTION<br>ACTIVITY           | PUBLIC PROTECTION<br>OTHER GENERAL |                        |                    |
|  | 2013-14<br>ACTUAL              | 2014-15<br>ACTUAL                  |                        |                    |
| TRANSFER   |                                |                                    | 24,832                 | 24,832             |
| TOTAL REVENUE  |                                |                                    | 24,832                 | 24,832             |
| SERVICES & SUPPLIES                                  |                                | 1,000                              | 300                    | 300                |
| TRANSFERS  |                                | 21,872                             | 24,532                 | 24,532             |
| TOTAL EXPENDITURES/APPROPRIATIONS                    |                                | 22,872                             | 24,832                 | 24,832             |
| NET COST   |                                | 22,872                             |                        |                    |

| DETAIL BY REVENUE CATEGORY<br>AND EXPENDITURE OBJECT | DEPARTMENT 20460 CO CLRK-RECRDR<br>FUNCTION PUBLIC PROTECTION |                   | 2015-16<br>RECOMMENDED | 2015-16<br>ADOPTED |
|--|---|-------------------|------------------------|--------------------|
|  | ACTIVITY  | OTHER PROTECTION  |                        |                    |
|  | 2013-14<br>ACTUAL   | 2014-15<br>ACTUAL |                        |                    |
| TAX REVENUE  | 167,312   | 182,973           | 170,000                | 170,000            |
| STATE & FEDERAL AID                                  |   |                   |                        |                    |
| CHARGES FOR SERVICES                                 | 184,913   | 175,182           | 169,800                | 169,800            |
| OTHER REVENUE  | 245   | 154               |                        |                    |
| TOTAL REVENUE  | 352,470   | 358,308           | 339,800                | 339,800            |
| SALARIES & BENEFITS                                  | 218,381   | 229,948           | 240,003                | 240,003            |
| SERVICES & SUPPLIES                                  | 18,440  | 16,112            | 23,175                 | 23,175             |
| TOTAL EXPENDITURES/APPROPRIATIONS                    | 236,821   | 246,060           | 263,178                | 263,178            |
| NET COST   | -115,650  | -112,248          | -76,622                | -76,622            |

| DETAIL BY REVENUE CATEGORY<br>AND EXPENDITURE OBJECT | DEPARTMENT 20469 RECORDS MNG<br>FUNCTION PUBLIC PROTECTION<br>ACTIVITY OTHER PROTECTION |                   | 2015-16<br>RECOMMENDED | 2015-16<br>ADOPTED |
|--|---|-------------------|------------------------|--------------------|
|  | 2013-14<br>ACTUAL   | 2014-15<br>ACTUAL |                        |                    |
| OTHER REVENUE  | 31,477  | 35,501            | 30,000                 | 30,000             |
| TRANSFER   |   |                   | 7,500                  | 7,500              |
| TOTAL REVENUE  | 31,477  | 35,501            | 37,500                 | 37,500             |
| SALARIES & BENEFITS                                  | 53,031  | 53,074            | 53,007                 | 53,007             |
| SERVICES & SUPPLIES                                  | 88,447  | 45,086            | 63,033                 | 63,033             |
| TOTAL EXPENDITURES/APPROPRIATIONS                    | 141,478   | 98,160            | 116,040                | 116,040            |
| NET COST   | 110,001   | 62,659            | 78,540                 | 78,540             |



| DETAIL BY REVENUE CATEGORY<br>AND EXPENDITURE OBJECT | DEPARTMENT 20470 OFF- EMERG SVC<br>FUNCTION PUBLIC PROTECTION<br>ACTIVITY OTHER PROTECTION |                   | 2015-16<br>RECOMMENDED | 2015-16<br>ADOPTED |
|--|--|-------------------|------------------------|--------------------|
|  | 2013-14<br>ACTUAL  | 2014-15<br>ACTUAL |                        |                    |
| STATE & FEDERAL AID                                  | 93,427   | 147,024           | 130,000                | 130,000            |
| OTHER REVENUE  | 1,300  |                   |                        |                    |
| TRANSFER   | 61,615   | 95,732            | 106,426                | 106,426            |
| TOTAL REVENUE  | 156,342  | 242,756           | 236,426                | 236,426            |
| SALARIES & BENEFITS                                  | 62,773   | 73,362            | 75,080                 | 75,080             |
| SERVICES & SUPPLIES                                  | 69,586   | 66,770            | 99,085                 | 99,085             |
| FIXED ASSETS   |  |                   | 30,000                 | 30,000             |
| TRANSFERS  | 58,709   | 74,524            | 58,426                 | 58,426             |
| TOTAL EXPENDITURES/APPROPRIATIONS                    | 191,068  | 214,657           | 262,591                | 262,591            |
| NET COST   | 34,726   | -28,100           | 26,165                 | 26,165             |

| DETAIL BY REVENUE CATEGORY<br>AND EXPENDITURE OBJECT | DEPARTMENT 20488 VRIP-VITAL STATS<br>FUNCTION GENERAL<br>ACTIVITY ADMINISTRATION |                   |                        |                    |
|--|--|-------------------|------------------------|--------------------|
|  | 2013-14<br>ACTUAL  | 2014-15<br>ACTUAL | 2015-16<br>RECOMMENDED | 2015-16<br>ADOPTED |
| USE OF MONEY & PROPERTY                              | 44   | 72                | 67                     | 67                 |
| CHARGES FOR SERVICES                                 | 1,698  | 1,683             | 1,172                  | 1,172              |
| TOTAL REVENUE  | 1,742  | 1,755             | 1,239                  | 1,239              |
| SERVICES & SUPPLIES                                  | 465  | 151               | 10,166                 | 10,166             |
| TOTAL EXPENDITURES/APPROPRIATIONS                    | 465  | 151               | 10,166                 | 10,166             |
| NET COST   | -1,277   | -1,604            | 8,927                  | 8,927              |

|  | DEPARTMENT<br>FUNCTION<br>ACTIVITY | 20489 SS TRUNCATION PROG<br>GENERAL<br>ADMINISTRATION |                        |                    |
|--|------------------------------------|---|------------------------|--------------------|
| DETAIL BY REVENUE CATEGORY<br>AND EXPENDITURE OBJECT | 2013-14<br>ACTUAL                  | 2014-15<br>ACTUAL                                     | 2015-16<br>RECOMMENDED | 2015-16<br>ADOPTED |
| USE OF MONEY & PROPERTY                              | 76                                 | 144   | 60                     | 60                 |
| CHARGES FOR SERVICES                                 | 9,010                              | 8,213   | 10,000                 | 10,000             |
| TOTAL REVENUE  | 9,086                              | 8,357   | 10,060                 | 10,060             |
| SERVICES & SUPPLIES                                  | 390                                | 151   | 30,256                 | 30,256             |
| TOTAL EXPENDITURES/APPROPRIATIONS                    | 390                                | 151   | 30,256                 | 30,256             |
| NET COST   | -8,696                             | -8,206  | 20,196                 | 20,196             |

| DETAIL BY REVENUE CATEGORY<br>AND EXPENDITURE OBJECT | DEPARTMENT 20490 PLANNING<br>FUNCTION PUBLIC PROTECTION<br>ACTIVITY PROTECTION INSPECTION |                   | 2015-16<br>RECOMMENDED | 2015-16<br>ADOPTED |
|--|---|-------------------|------------------------|--------------------|
|  | 2013-14<br>ACTUAL   | 2014-15<br>ACTUAL |                        |                    |
| LICENSES & PERMITS                                   | 42,114  | 47,585            | 39,500                 | 39,500             |
| STATE & FEDERAL AID                                  |   |                   | 15,000                 | 15,000             |
| CHARGES FOR SERVICES                                 | 24,221  | 2,154             | 1,400                  | 1,400              |
| TRANSFER   | 21,572  | 20,181            | 232,152                | 232,152            |
| TOTAL REVENUE  | 87,907  | 69,920            | 288,052                | 288,052            |
| SALARIES & BENEFITS                                  | 333,568   | 355,605           | 372,244                | 372,244            |
| SERVICES & SUPPLIES                                  | 14,355  | 17,024            | 24,723                 | 24,723             |
| TOTAL EXPENDITURES/APPROPRIATIONS                    | 347,924   | 372,630           | 396,967                | 396,967            |
| NET COST   | 260,016   | 302,710           | 108,915                | 108,915            |

| DETAIL BY REVENUE CATEGORY<br>AND EXPENDITURE OBJECT | DEPARTMENT 20500 FISH AND GAME |                                       | 2015-16<br>RECOMMENDED | 2015-16<br>ADOPTED |
|--|--------------------------------|---------------------------------------|------------------------|--------------------|
|  | FUNCTION<br>ACTIVITY           | PUBLIC PROTECTION<br>OTHER PROTECTION |                        |                    |
|  | 2013-14<br>ACTUAL              | 2014-15<br>ACTUAL                     |                        |                    |
| FINES & PENALTIES                                    | 698                            | 1,566                                 | 1,000                  | 1,000              |
| USE OF MONEY & PROPERTY                              | 284                            | 384                                   | 500                    | 500                |
| STATE & FEDERAL AID                                  | 180                            | 184                                   | 200                    | 200                |
| OTHER REVENUE  | 1,333                          | 231                                   |                        |                    |
| TOTAL REVENUE  | 2,495                          | 2,365                                 | 1,700                  | 1,700              |
| SALARIES & BENEFITS                                  | 3,167                          | 3,156                                 | 2,940                  | 2,940              |
| SERVICES & SUPPLIES                                  | 21,136                         | 16,256                                | 5,738                  | 5,738              |
| TOTAL EXPENDITURES/APPROPRIATIONS                    | 24,303                         | 19,413                                | 8,678                  | 8,678              |
| NET COST   | 21,809                         | 17,047                                | 6,978                  | 6,978              |

| DETAIL BY REVENUE CATEGORY<br>AND EXPENDITURE OBJECT | DEPARTMENT 20510 GIS |                          | 2015-16<br>RECOMMENDED | 2015-16<br>ADOPTED |
|--|----------------------|--------------------------|------------------------|--------------------|
|  | FUNCTION<br>ACTIVITY | GENERAL<br>OTHER GENERAL |                        |                    |
|  | 2013-14<br>ACTUAL    | 2014-15<br>ACTUAL        |                        |                    |
| LICENSES & PERMITS                                   | 8,103                | 7,261                    | 7,000                  | 7,000              |
| CHARGES FOR SERVICES                                 | 608                  | 147                      | 350                    | 350                |
| OTHER REVENUE  |                      |                          |                        |                    |
| TRANSFER   | 17,861               | 20,000                   | 12,000                 | 12,000             |
| TOTAL REVENUE  | 26,572               | 27,408                   | 19,350                 | 19,350             |
| SALARIES & BENEFITS                                  | 99,747               | 106,204                  | 109,429                | 109,429            |
| SERVICES & SUPPLIES                                  | 7,753                | 7,332                    | 10,537                 | 10,537             |
| FIXED ASSETS   | 5,500                |                          |                        |                    |
| TOTAL EXPENDITURES/APPROPRIATIONS                    | 113,000              | 113,537                  | 119,966                | 119,966            |
| NET COST   | 86,428               | 86,129                   | 100,616                | 100,616            |

| DETAIL BY REVENUE CATEGORY<br>AND EXPENDITURE OBJECT | DEPARTMENT           | 20521 ROAD DEPARTMENT                   |                   |                   |                        |                    |
|--|----------------------|---|-------------------|-------------------|------------------------|--------------------|
|  | FUNCTION<br>ACTIVITY | PUBLIC WAYS & FACILITIES<br>PUBLIC WAYS | 2013-14<br>ACTUAL | 2014-15<br>ACTUAL | 2015-16<br>RECOMMENDED | 2015-16<br>ADOPTED |
| TAX REVENUE  |                      |   | 953               | 1,101             | 600                    | 600                |
| LICENSES & PERMITS                                   |                      |   | 71,461            | 74,630            | 68,000                 | 68,000             |
| FINES & PENALTIES                                    |                      |   | 4,933             |                   |                        |                    |
| USE OF MONEY & PROPERTY                              |                      |   | 51,352            | 59,103            | 57,400                 | 57,400             |
| STATE & FEDERAL AID                                  |                      |   | 7,045,251         | 4,651,471         | 10,782,566             | 10,782,566         |
| CHARGES FOR SERVICES                                 |                      |   | 205,948           | 380,414           | 219,145                | 219,145            |
| OTHER REVENUE  |                      |   | 50,182            | 16,430            | 500                    | 500                |
| TRANSFER   |                      |   | 102,877           | 84,196            | 52,924                 | 52,924             |
| TOTAL REVENUE  |                      |   | 7,532,957         | 5,267,344         | 11,181,135             | 11,181,135         |
| SALARIES & BENEFITS                                  |                      |   | 4,246,380         | 4,305,758         | 4,647,454              | 4,647,454          |
| SERVICES & SUPPLIES                                  |                      |   | 2,953,884         | 2,046,484         | 7,626,030              | 7,626,030          |
| OTHER CHARGES  |                      |   | 215,212           | 248,800           | 50,000                 | 50,000             |
| FIXED ASSETS   |                      |   | 580,579           | 1,007,802         | 1,517,000              | 1,517,000          |
| TRANSFER OUT   |                      |   | 1,691             | 1,591             | 1,591                  | 1,591              |
| TRANSFERS  |                      |   | 55,393            | 2,858             | 5,000                  | 5,000              |
| TOTAL EXPENDITURES/APPROPRIATIONS                    |                      |   | 8,053,138         | 7,613,292         | 13,847,075             | 13,847,075         |
| NET COST   |                      |   | 520,182           | 2,345,948         | 2,665,940              | 2,665,940          |

| DETAIL BY REVENUE CATEGORY<br>AND EXPENDITURE OBJECT | DEPARTMENT 20550 ENV HLTH<br>FUNCTION HEALTH & SANITATION<br>ACTIVITY HEALTH |                   | 2015-16<br>RECOMMENDED | 2015-16<br>ADOPTED |
|--|--|-------------------|------------------------|--------------------|
|  | 2013-14<br>ACTUAL  | 2014-15<br>ACTUAL |                        |                    |
| USE OF MONEY & PROPERTY                              | 79   | 38                |                        |                    |
| STATE & FEDERAL AID                                  | 150,191  | 158,603           | 144,675                | 144,675            |
| CHARGES FOR SERVICES                                 | 215,878  | 239,563           | 206,000                | 206,000            |
| OTHER REVENUE  | 5,773  | 2,250             |                        |                    |
| TRANSFER   | 186,611  | 200,712           | 270,707                | 270,707            |
| TOTAL REVENUE  | 558,533  | 601,166           | 621,382                | 621,382            |
| SALARIES & BENEFITS                                  | 507,781  | 545,117           | 571,623                | 571,623            |
| SERVICES & SUPPLIES                                  | 31,894   | 37,156            | 50,292                 | 50,292             |
| FIXED ASSETS   |  |                   |                        |                    |
| TOTAL EXPENDITURES/APPROPRIATIONS                    | 539,675  | 582,273           | 621,915                | 621,915            |
| NET COST   | -18,858  | -18,892           | 533                    | 533                |



DEPARTMENT 20555 SAFE DRINKING WATER GRANT  
 FUNCTION HEALTH & SANITATION  
 ACTIVITY HEALTH

| DETAIL BY REVENUE CATEGORY<br>AND EXPENDITURE OBJECT | 2013-14<br>ACTUAL | 2014-15<br>ACTUAL | 2015-16<br>RECOMMENDED | 2015-16<br>ADOPTED |
|--|-------------------|-------------------|------------------------|--------------------|
| TRANSFER   |                   | 194,500           |                        |                    |
| TOTAL REVENUE  |                   | 194,500           |                        |                    |
| TRANSFERS  |                   | 194,500           | 30,800                 | 30,800             |
| TOTAL EXPENDITURES/APPROPRIATIONS                    |                   | 194,500           | 30,800                 | 30,800             |
| NET COST   |                   |                   | 30,800                 | 30,800             |

DEPARTMENT 20559 HAVA - ELECTIONS  
 FUNCTION GENERAL  
 ACTIVITY ELECTIONS

| DETAIL BY REVENUE CATEGORY<br>AND EXPENDITURE OBJECT | 2013-14<br>ACTUAL | 2014-15<br>ACTUAL | 2015-16<br>RECOMMENDED | 2015-16<br>ADOPTED |
|--|-------------------|-------------------|------------------------|--------------------|
| USE OF MONEY & PROPERTY                              | 108               | 170               | 193                    | 193                |
| TOTAL REVENUE  | 108               | 170               | 193                    | 193                |
| SERVICES & SUPPLIES                                  | 112               | 6                 | 3,994                  | 3,994              |
| FIXED ASSETS   |                   | 5,117             | 50,000                 | 50,000             |
| TOTAL EXPENDITURES/APPROPRIATIONS                    | 112               | 5,123             | 53,994                 | 53,994             |
| NET COST   | 4                 | 4,953             | 53,801                 | 53,801             |

| DETAIL BY REVENUE CATEGORY<br>AND EXPENDITURE OBJECT | DEPARTMENT 20560 HEALTH DEPT<br>FUNCTION HEALTH & SANITATION<br>ACTIVITY HEALTH |                   |                        |                    |
|--|---|-------------------|------------------------|--------------------|
|  | 2013-14<br>ACTUAL   | 2014-15<br>ACTUAL | 2015-16<br>RECOMMENDED | 2015-16<br>ADOPTED |
| CHARGES FOR SERVICES                                 | 8,926   | 9,175             | 7,975                  | 7,975              |
| TOTAL REVENUE  | 8,926   | 9,175             | 7,975                  | 7,975              |
| SERVICES & SUPPLIES                                  |   |                   |                        |                    |
| TOTAL EXPENDITURES/APPROPRIATIONS                    |   |                   |                        |                    |
| NET COST   | -8,926  | -9,175            | -7,975                 | -7,975             |

DEPARTMENT 20565 HLTH VRIP H&S 10605.3  
 FUNCTION HEALTH & SANITATION  
 ACTIVITY HEALTH

| DETAIL BY REVENUE CATEGORY<br>AND EXPENDITURE OBJECT | 2013-14<br>ACTUAL | 2014-15<br>ACTUAL | 2015-16<br>RECOMMENDED | 2015-16<br>ADOPTED |
|--|-------------------|-------------------|------------------------|--------------------|
| USE OF MONEY & PROPERTY                              | 7                 | 3                 |                        |                    |
| CHARGES FOR SERVICES                                 | 1,790             | 1,765             | 1,650                  | 1,650              |
| TOTAL REVENUE  | 1,797             | 1,767             | 1,650                  | 1,650              |
| SALARIES & BENEFITS                                  |                   |                   |                        |                    |
| SERVICES & SUPPLIES                                  | 4,569             | 3,182             | 1,650                  | 1,650              |
| TOTAL EXPENDITURES/APPROPRIATIONS                    | 4,569             | 3,182             | 1,650                  | 1,650              |
| NET COST   | 2,772             | 1,415             |                        |                    |

DEPARTMENT 20621 EMS  
 FUNCTION PUBLIC PROTECTION  
 ACTIVITY HEALTH

| DETAIL BY REVENUE CATEGORY<br>AND EXPENDITURE OBJECT | 2013-14<br>ACTUAL | 2014-15<br>ACTUAL | 2015-16<br>RECOMMENDED | 2015-16<br>ADOPTED |
|--|-------------------|-------------------|------------------------|--------------------|
| USE OF MONEY & PROPERTY                              | 35                | 50                | 50                     | 50                 |
| CHARGES FOR SERVICES                                 | 51,551            | 50,122            | 62,819                 | 62,819             |
| TOTAL REVENUE  | 51,586            | 50,172            | 62,869                 | 62,869             |
| SERVICES & SUPPLIES                                  | 44,401            | 43,942            | 55,069                 | 55,069             |
| TRANSFERS  | 7,766             | 7,888             | 7,800                  | 7,800              |
| TOTAL EXPENDITURES/APPROPRIATIONS                    | 52,167            | 51,830            | 62,869                 | 62,869             |
| NET COST   | 581               | 1,658             |                        |                    |

DEPARTMENT 20639 CRT/CARE, CRT WARDS  
FUNCTION PUBLIC ASSISTANCE  
ACTIVITY CARE OF COURT WARDS

| DETAIL BY REVENUE CATEGORY<br>AND EXPENDITURE OBJECT | 2013-14<br>ACTUAL | 2014-15<br>ACTUAL | 2015-16<br>RECOMMENDED | 2015-16<br>ADOPTED |
|--|-------------------|-------------------|------------------------|--------------------|
|--|-------------------|-------------------|------------------------|--------------------|

SERVICES & SUPPLIES

TOTAL EXPENDITURES/APPROPRIATIONS

NET COST

| DETAIL BY REVENUE CATEGORY<br>AND EXPENDITURE OBJECT | DEPARTMENT 20640 VETERANS SVC<br>FUNCTION PUBLIC ASSISTANCE<br>ACTIVITY VETERANS SERVICE |                   | 2015-16<br>RECOMMENDED | 2015-16<br>ADOPTED |
|--|--|-------------------|------------------------|--------------------|
|  | 2013-14<br>ACTUAL  | 2014-15<br>ACTUAL |                        |                    |
| STATE & FEDERAL AID                                  | 38,572   | 46,429            | 61,000                 | 61,000             |
| CHARGES FOR SERVICES                                 |  |                   |                        |                    |
| OTHER REVENUE  | 257  |                   |                        |                    |
| TRANSFER   |  | 83,560            | 33,949                 | 33,949             |
| TOTAL REVENUE  | 38,829   | 129,989           | 94,949                 | 94,949             |
| SALARIES & BENEFITS                                  | 64,832   | 99,551            | 140,872                | 140,872            |
| SERVICES & SUPPLIES                                  | 14,652   | 19,104            | 42,532                 | 42,532             |
| FIXED ASSETS   |  | 35,108            |                        |                    |
| TRANSFER OUT   |  |                   |                        |                    |
| TOTAL EXPENDITURES/APPROPRIATIONS                    | 79,483   | 153,764           | 183,404                | 183,404            |
| NET COST   | 40,655   | 23,775            | 88,455                 | 88,455             |

DEPARTMENT 20670 CO LIBRARY  
 FUNCTION EDUCATION  
 ACTIVITY LIBRARY SERVICES

| DETAIL BY REVENUE CATEGORY<br>AND EXPENDITURE OBJECT | 2013-14<br>ACTUAL | 2014-15<br>ACTUAL | 2015-16<br>RECOMMENDED | 2015-16<br>ADOPTED |
|--|-------------------|-------------------|------------------------|--------------------|
| STATE & FEDERAL AID                                  |                   |                   |                        |                    |
| CHARGES FOR SERVICES                                 | 7,151             | 8,243             | 8,000                  | 8,000              |
| OTHER REVENUE  | 21,228            | 26,170            | 23,550                 | 23,550             |
| TOTAL REVENUE  | 28,379            | 34,413            | 31,550                 | 31,550             |
| SALARIES & BENEFITS                                  | 294,661           | 304,652           | 316,517                | 316,517            |
| SERVICES & SUPPLIES                                  | 87,146            | 80,344            | 89,111                 | 89,111             |
| FIXED ASSETS   |                   |                   |                        |                    |
| TOTAL EXPENDITURES/APPROPRIATIONS                    | 381,807           | 384,997           | 405,628                | 405,628            |
| NET COST   | 353,428           | 350,584           | 374,078                | 374,078            |



| DETAIL BY REVENUE CATEGORY<br>AND EXPENDITURE OBJECT | DEPARTMENT 20675 CO LITERACY<br>FUNCTION EDUCATION<br>ACTIVITY LIBRARY SERVICES |                   | 2015-16<br>RECOMMENDED | 2015-16<br>ADOPTED |
|--|---|-------------------|------------------------|--------------------|
|  | 2013-14<br>ACTUAL   | 2014-15<br>ACTUAL |                        |                    |
| STATE & FEDERAL AID                                  | 62,489  | 58,882            | 36,000                 | 36,000             |
| CHARGES FOR SERVICES                                 | 1,458   |                   |                        |                    |
| OTHER REVENUE  | 14,236  | 12,680            | 13,100                 | 13,100             |
| TRANSFER   | 7,000   | 39,000            | 35,000                 | 35,000             |
| TOTAL REVENUE  | 85,183  | 110,562           | 84,100                 | 84,100             |
| SALARIES & BENEFITS                                  | 128,251   | 132,508           | 141,514                | 141,514            |
| SERVICES & SUPPLIES                                  | 24,614  | 36,679            | 13,259                 | 13,259             |
| TOTAL EXPENDITURES/APPROPRIATIONS                    | 152,865   | 169,187           | 154,773                | 154,773            |
| NET COST   | 67,682  | 58,626            | 70,673                 | 70,673             |

DEPARTMENT 20678 SIERRA CO LITERACY  
FUNCTION EDUCATION  
ACTIVITY LIBRARY SERVICES

| DETAIL BY REVENUE CATEGORY<br>AND EXPENDITURE OBJECT | 2013-14<br>ACTUAL | 2014-15<br>ACTUAL | 2015-16<br>RECOMMENDED | 2015-16<br>ADOPTED |
|--|-------------------|-------------------|------------------------|--------------------|
| STATE & FEDERAL AID                                  |                   |                   |                        |                    |
| OTHER REVENUE  |                   |                   |                        |                    |
| TOTAL REVENUE  |                   |                   |                        |                    |
| SALARIES & BENEFITS                                  |                   |                   |                        |                    |
| SERVICES & SUPPLIES                                  | 240               | 27                |                        |                    |
| TOTAL EXPENDITURES/APPROPRIATIONS                    | 240               | 27                |                        |                    |
| NET COST   | 240               | 27                |                        |                    |

DEPARTMENT 20680 FARM ADVISOR  
 FUNCTION EDUCATION  
 ACTIVITY AGRICULTURAL EDUCATION

| DETAIL BY REVENUE CATEGORY<br>AND EXPENDITURE OBJECT | 2013-14<br>ACTUAL | 2014-15<br>ACTUAL | 2015-16<br>RECOMMENDED | 2015-16<br>ADOPTED |
|--|-------------------|-------------------|------------------------|--------------------|
| <b>CHARGES FOR SERVICES</b>                          |                   |                   |                        |                    |
| OTHER REVENUE  | 17,915            | 18,705            | 22,557                 | 22,557             |
| TOTAL REVENUE  | 17,915            | 18,705            | 22,557                 | 22,557             |
| SALARIES & BENEFITS                                  | 67,642            | 71,779            | 62,608                 | 62,608             |
| SERVICES & SUPPLIES                                  | 15,065            | 21,030            | 37,664                 | 37,664             |
| TOTAL EXPENDITURES/APPROPRIATIONS                    | 82,707            | 92,809            | 100,272                | 100,272            |
| NET COST   | 64,792            | 74,104            | 77,715                 | 77,715             |

| DETAIL BY REVENUE CATEGORY<br>AND EXPENDITURE OBJECT | DEPARTMENT 20704 P.W. OIL RECYCLE<br>FUNCTION PUBLIC WAYS & FACILITIES<br>ACTIVITY PUBLIC WAYS |                   | 2015-16<br>RECOMMENDED | 2015-16<br>ADOPTED |
|--|--|-------------------|------------------------|--------------------|
|  | 2013-14<br>ACTUAL  | 2014-15<br>ACTUAL |                        |                    |
| USE OF MONEY & PROPERTY                              | 47   | 78                |                        |                    |
| STATE & FEDERAL AID                                  | 10,000   | 10,000            | 10,000                 | 10,000             |
| TOTAL REVENUE  | 10,047   | 10,078            | 10,000                 | 10,000             |
| SERVICES & SUPPLIES                                  | 5,210  | 11,809            | 11,699                 | 11,699             |
| TRANSFERS  | 4,671  | 2,824             | 3,100                  | 3,100              |
| TOTAL EXPENDITURES/APPROPRIATIONS                    | 9,881  | 14,633            | 14,799                 | 14,799             |
| NET COST   | -166   | 4,555             | 4,799                  | 4,799              |

| DETAIL BY REVENUE CATEGORY<br>AND EXPENDITURE OBJECT | DEPARTMENT 20705 SW-BOTTLE GRANT |                   | FUNCTION HEALTH & SANITATION |                    |
|--|----------------------------------|-------------------|------------------------------|--------------------|
|  | ACTIVITY                         | ACTUAL            | ACTUAL                       | SANITATION         |
|  | 2013-14<br>ACTUAL                | 2014-15<br>ACTUAL | 2015-16<br>RECOMMENDED       | 2015-16<br>ADOPTED |
| STATE & FEDERAL AID                                  |                                  | 10,000            | 10,000                       | 10,000             |
| TOTAL REVENUE  |                                  | 10,000            | 10,000                       | 10,000             |
| SERVICES & SUPPLIES                                  | 3,112                            | 3,435             | 4,398                        | 4,398              |
| TRANSFERS  | 1,760                            | 1,465             | 2,800                        | 2,800              |
| TOTAL EXPENDITURES/APPROPRIATIONS                    | 4,872                            | 4,900             | 7,198                        | 7,198              |
| NET COST   | 4,872                            | -5,100            | -2,802                       | -2,802             |

DEPARTMENT 20710 SUP DIST 1  
 FUNCTION RECREATION/CULTURAL SERVI  
 ACTIVITY RECREATION FACILITIES

| DETAIL BY REVENUE CATEGORY<br>AND EXPENDITURE OBJECT | 2013-14<br>ACTUAL | 2014-15<br>ACTUAL | 2015-16<br>RECOMMENDED | 2015-16<br>ADOPTED |
|--|-------------------|-------------------|------------------------|--------------------|
| TAX REVENUE  |                   |                   |                        |                    |
| USE OF MONEY & PROPERTY                              | 3                 | 5                 |                        |                    |
| TOTAL REVENUE  | 3                 | 5                 |                        |                    |
| SERVICES & SUPPLIES                                  |                   |                   |                        |                    |
| TRANSFERS  |                   |                   |                        |                    |
| TOTAL EXPENDITURES/APPROPRIATIONS                    |                   |                   |                        |                    |
| NET COST   | -3                | -5                |                        |                    |

DEPARTMENT 20720 SUP DIST 2  
FUNCTION RECREATION/CULTURAL SERVI  
ACTIVITY RECREATION FACILITIES

| DETAIL BY REVENUE CATEGORY<br>AND EXPENDITURE OBJECT | 2013-14<br>ACTUAL | 2014-15<br>ACTUAL | 2015-16<br>RECOMMENDED | 2015-16<br>ADOPTED |
|--|-------------------|-------------------|------------------------|--------------------|
| TAX REVENUE  |                   |                   |                        |                    |
| USE OF MONEY & PROPERTY                              | 1                 | 1                 |                        |                    |
| TOTAL REVENUE  | 1                 | 1                 |                        |                    |
| SERVICES & SUPPLIES                                  |                   |                   |                        |                    |
| TOTAL EXPENDITURES/APPROPRIATIONS                    |                   |                   |                        |                    |
| NET COST   | -1                | -1                |                        |                    |

DEPARTMENT 20730 SUP DIST 3  
FUNCTION RECREATION/CULTURAL SERVI  
ACTIVITY RECREATION FACILITIES

| DETAIL BY REVENUE CATEGORY<br>AND EXPENDITURE OBJECT | 2013-14<br>ACTUAL | 2014-15<br>ACTUAL | 2015-16<br>RECOMMENDED | 2015-16<br>ADOPTED |
|--|-------------------|-------------------|------------------------|--------------------|
| TAX REVENUE  |                   |                   |                        |                    |
| USE OF MONEY & PROPERTY                              |                   |                   |                        |                    |
| TOTAL REVENUE  |                   |                   |                        |                    |
| SERVICES & SUPPLIES                                  |                   |                   |                        |                    |
| TOTAL EXPENDITURES/APPROPRIATIONS                    |                   |                   |                        |                    |
| NET COST   | -                 | -                 |                        |                    |



DEPARTMENT 20740 SUP DIST 4  
FUNCTION RECREATION/CULTURAL SERVI  
ACTIVITY RECREATION FACILITIES

| DETAIL BY REVENUE CATEGORY<br>AND EXPENDITURE OBJECT | 2013-14<br>ACTUAL | 2014-15<br>ACTUAL | 2015-16<br>RECOMMENDED | 2015-16<br>ADOPTED |
|--|-------------------|-------------------|------------------------|--------------------|
| TAX REVENUE  |                   |                   |                        |                    |
| USE OF MONEY & PROPERTY                              |                   |                   |                        |                    |
| TOTAL REVENUE  |                   |                   |                        |                    |
| SERVICES & SUPPLIES                                  |                   |                   |                        |                    |
| TOTAL EXPENDITURES/APPROPRIATIONS                    |                   |                   |                        |                    |
| NET COST   |                   |                   |                        |                    |

DEPARTMENT 20750 SUP DIST 5  
 FUNCTION RECREATION/CULTURAL SERVI  
 ACTIVITY RECREATION FACILITIES

| DETAIL BY REVENUE CATEGORY<br>AND EXPENDITURE OBJECT | 2013-14<br>ACTUAL | 2014-15<br>ACTUAL | 2015-16<br>RECOMMENDED | 2015-16<br>ADOPTED |
|--|-------------------|-------------------|------------------------|--------------------|
| TAX REVENUE  |                   |                   |                        |                    |
| USE OF MONEY & PROPERTY                              | 1                 | 2                 |                        |                    |
| TOTAL REVENUE  | 1                 | 2                 |                        |                    |
| SERVICES & SUPPLIES                                  |                   |                   |                        |                    |
| TRANSFERS  |                   |                   |                        |                    |
| TOTAL EXPENDITURES/APPROPRIATIONS                    |                   |                   |                        |                    |
| NET COST   | -1                | -2                |                        |                    |

| DETAIL BY REVENUE CATEGORY<br>AND EXPENDITURE OBJECT | DEPARTMENT 20756 COUNTY PARKS<br>FUNCTION RECREATION/CULTURAL SERVI<br>ACTIVITY RECREATION FACILITIES |                   | 2015-16     | 2015-16 |
|--|---|-------------------|-------------|---------|
|  | 2013-14<br>ACTUAL   | 2014-15<br>ACTUAL | RECOMMENDED | ADOPTED |
| CHARGES FOR SERVICES                                 | 16,285  | 12,425            | 20,850      | 20,850  |
| OTHER REVENUE  | 10,166  |                   |             |         |
| TOTAL REVENUE  | 26,451  | 12,425            | 20,850      | 20,850  |
| SALARIES & BENEFITS                                  | 63,832  | 76,471            | 84,664      | 84,664  |
| SERVICES & SUPPLIES                                  | 56,197  | 48,192            | 57,325      | 57,325  |
| TOTAL EXPENDITURES/APPROPRIATIONS                    | 120,029   | 124,664           | 141,989     | 141,989 |
| NET COST   | 93,578  | 112,239           | 121,139     | 121,139 |

DEPARTMENT 20770 PROP 40 INTEREST (ST REC)  
FUNCTION RECREATION/CULTURAL SERVI  
ACTIVITY RECREATION FACILITIES

DETAIL BY REVENUE CATEGORY  
AND EXPENDITURE OBJECT

2013-14  
ACTUAL

2014-15  
ACTUAL

2015-16  
RECOMMENDED

2015-16  
ADOPTED

USE OF MONEY & PROPERTY

TOTAL REVENUE

NET COST

DEPARTMENT 20772 PROP40 DELLEKER (GNSNR)  
FUNCTION RECREATION/CULTURAL SERVI  
ACTIVITY RECREATION FACILITIES

| DETAIL BY REVENUE CATEGORY<br>AND EXPENDITURE OBJECT | 2013-14<br>ACTUAL | 2014-15<br>ACTUAL | 2015-16<br>RECOMMENDED | 2015-16<br>ADOPTED |
|--|-------------------|-------------------|------------------------|--------------------|
| STATE & FEDERAL AID                                  |                   |                   |                        |                    |
| TOTAL REVENUE  |                   |                   |                        |                    |
| FIXED ASSETS   |                   |                   |                        |                    |
| TOTAL EXPENDITURES/APPROPRIATIONS                    |                   |                   |                        |                    |
| NET COST   |                   |                   |                        |                    |

DEPARTMENT 20774 PROP40 ALMNR REC (PRTLSN)  
FUNCTION RECREATION/CULTURAL SERVI  
ACTIVITY RECREATION FACILITIES

| DETAIL BY REVENUE CATEGORY<br>AND EXPENDITURE OBJECT | 2013-14<br>ACTUAL | 2014-15<br>ACTUAL | 2015-16<br>RECOMMENDED | 2015-16<br>ADOPTED |
|--|-------------------|-------------------|------------------------|--------------------|
| STATE & FEDERAL AID                                  |                   |                   |                        |                    |
| TOTAL REVENUE  |                   |                   |                        |                    |
| FIXED ASSETS   |                   |                   |                        |                    |
| TOTAL EXPENDITURES/APPROPRIATIONS                    |                   |                   |                        |                    |
| NET COST   |                   |                   |                        |                    |

DEPARTMENT 20779 PROP 40 TYLRSVLL GRNDSTND  
FUNCTION RECREATION/CULTURAL SERVI  
ACTIVITY RECREATION FACILITIES

| DETAIL BY REVENUE CATEGORY<br>AND EXPENDITURE OBJECT | 2013-14<br>ACTUAL | 2014-15<br>ACTUAL | 2015-16<br>RECOMMENDED | 2015-16<br>ADOPTED |
|--|-------------------|-------------------|------------------------|--------------------|
| STATE & FEDERAL AID                                  |                   |                   |                        |                    |
| TOTAL REVENUE  |                   |                   |                        |                    |
| FIXED ASSETS   |                   |                   |                        |                    |
| TOTAL EXPENDITURES/APPROPRIATIONS                    |                   |                   |                        |                    |
| NET COST   |                   |                   |                        |                    |

| DETAIL BY REVENUE CATEGORY<br>AND EXPENDITURE OBJECT | DEPARTMENT 20780 MUSEUM |                   | FUNCTION RECREATION/CULTURAL SERVI |                    |
|--|-------------------------|-------------------|------------------------------------|--------------------|
|  | ACTIVITY                | CULTURAL SERVICES |                                    |                    |
|  | 2013-14<br>ACTUAL       | 2014-15<br>ACTUAL | 2015-16<br>RECOMMENDED             | 2015-16<br>ADOPTED |
| CHARGES FOR SERVICES                                 | 3,794                   | 4,799             | 3,775                              | 3,775              |
| OTHER REVENUE  | 552                     |                   |                                    |                    |
| TRANSFER   | 764                     |                   | 3,000                              | 3,000              |
| TOTAL REVENUE  | 5,110                   | 4,799             | 6,775                              | 6,775              |
| SALARIES & BENEFITS                                  | 102,583                 | 107,082           | 109,106                            | 109,106            |
| SERVICES & SUPPLIES                                  | 836                     | 239               | 3,218                              | 3,218              |
| OTHER CHARGES  |                         |                   |                                    |                    |
| TOTAL EXPENDITURES/APPROPRIATIONS                    | 103,419                 | 107,321           | 112,324                            | 112,324            |
| NET COST   | 98,309                  | 102,522           | 105,549                            | 105,549            |



DEPARTMENT 20790 CHSTR MEMRL HALL  
 FUNCTION RECREATION/CULTURAL SERVI  
 ACTIVITY MEMORIAL BUILDINGS

| DETAIL BY REVENUE CATEGORY<br>AND EXPENDITURE OBJECT | 2013-14<br>ACTUAL | 2014-15<br>ACTUAL | 2015-16<br>RECOMMENDED | 2015-16<br>ADOPTED |
|--|-------------------|-------------------|------------------------|--------------------|
| USE OF MONEY & PROPERTY                              | 4,478             | 6,923             | 5,903                  | 5,903              |
| TOTAL REVENUE  | 4,478             | 6,923             | 5,903                  | 5,903              |
| SERVICES & SUPPLIES                                  | 14,915            | 15,387            | 16,844                 | 16,844             |
| TOTAL EXPENDITURES/APPROPRIATIONS                    | 14,915            | 15,387            | 16,844                 | 16,844             |
| NET COST   | 10,437            | 8,464             | 10,941                 | 10,941             |

| DETAIL BY REVENUE CATEGORY<br>AND EXPENDITURE OBJECT | DEPARTMENT 20800 GRNVL TOWNHALL<br>FUNCTION RECREATION/CULTURAL SERVI<br>ACTIVITY MEMORIAL BUILDINGS |                   |                        |                    |
|--|--|-------------------|------------------------|--------------------|
|  | 2013-14<br>ACTUAL  | 2014-15<br>ACTUAL | 2015-16<br>RECOMMENDED | 2015-16<br>ADOPTED |
| USE OF MONEY & PROPERTY                              | 1,525  | 1,290             | 1,525                  | 1,525              |
| TOTAL REVENUE  | 1,525  | 1,290             | 1,525                  | 1,525              |
| SALARIES & BENEFITS                                  | 2,292  | 3,221             | 4,465                  | 4,465              |
| SERVICES & SUPPLIES                                  | 11,746   | 14,346            | 16,010                 | 16,010             |
| TOTAL EXPENDITURES/APPROPRIATIONS                    | 14,037   | 17,567            | 20,475                 | 20,475             |
| NET COST   | 12,512   | 16,277            | 18,950                 | 18,950             |

| DETAIL BY REVENUE CATEGORY<br>AND EXPENDITURE OBJECT | DEPARTMENT 20810 PORTOLA MEM HALL<br>FUNCTION RECREATION/CULTURAL SERVI<br>ACTIVITY MEMORIAL BUILDINGS |                   |                        |                    |
|--|--|-------------------|------------------------|--------------------|
|  | 2013-14<br>ACTUAL  | 2014-15<br>ACTUAL | 2015-16<br>RECOMMENDED | 2015-16<br>ADOPTED |
| USE OF MONEY & PROPERTY                              | 1,345  | 875               | 1,345                  | 1,345              |
| TOTAL REVENUE  | 1,345  | 875               | 1,345                  | 1,345              |
| SALARIES & BENEFITS                                  | 5,340  | 5,566             | 8,387                  | 8,387              |
| SERVICES & SUPPLIES                                  | 23,911   | 22,098            | 26,502                 | 26,502             |
| TOTAL EXPENDITURES/APPROPRIATIONS                    | 29,252   | 27,663            | 34,889                 | 34,889             |
| NET COST   | 27,907   | 26,788            | 33,544                 | 33,544             |

DEPARTMENT 20820 QUINCY MEM HALL  
 FUNCTION RECREATION/CULTURAL SERVI  
 ACTIVITY MEMORIAL BUILDINGS

| DETAIL BY REVENUE CATEGORY<br>AND EXPENDITURE OBJECT | 2013-14<br>ACTUAL | 2014-15<br>ACTUAL | 2015-16<br>RECOMMENDED | 2015-16<br>ADOPTED |
|--|-------------------|-------------------|------------------------|--------------------|
| USE OF MONEY & PROPERTY                              | 1,810             | 2,475             | 2,340                  | 2,340              |
| TOTAL REVENUE  | 1,810             | 2,475             | 2,340                  | 2,340              |
| SALARIES & BENEFITS                                  | 4,584             | 4,964             | 5,728                  | 5,728              |
| SERVICES & SUPPLIES                                  | 21,799            | 21,324            | 23,635                 | 23,635             |
| TOTAL EXPENDITURES/APPROPRIATIONS                    | 26,383            | 26,288            | 29,363                 | 29,363             |
| NET COST   | 24,573            | 23,813            | 27,023                 | 27,023             |

| DETAIL BY REVENUE CATEGORY<br>AND EXPENDITURE OBJECT | DEPARTMENT | 20830 SENIOR SVC-NUTRI |             |         |
|--|------------|------------------------|-------------|---------|
|  | FUNCTION   | PUBLIC ASSISTANCE      | 2013-14     | 2014-15 |
|  | ACTIVITY   | OTHER ASSISTANCE       | ACTUAL      | ACTUAL  |
|  |            |                        | 2015-16     | 2015-16 |
|  |            |                        | RECOMMENDED | ADOPTED |
| USE OF MONEY & PROPERTY                              | 6          | 5                      |             |         |
| STATE & FEDERAL AID                                  | 172,161    | 133,347                | 162,730     | 162,730 |
| OTHER REVENUE  | 82,069     | 75,596                 | 89,567      | 89,567  |
| TRANSFER   | 118,603    | 245,207                | 193,824     | 193,824 |
| TOTAL REVENUE  | 372,839    | 454,155                | 446,121     | 446,121 |
| SALARIES & BENEFITS                                  | 193,801    | 225,408                | 285,770     | 285,770 |
| SERVICES & SUPPLIES                                  | 163,366    | 172,315                | 180,226     | 180,226 |
| FIXED ASSETS   |            | 42,200                 |             |         |
| TRANSFER OUT   | 2,140      | 2,242                  | 2,242       | 2,242   |
| TRANSFERS  | 3,211      | 19,152                 | 50,000      | 50,000  |
| TOTAL EXPENDITURES/APPROPRIATIONS                    | 362,518    | 461,317                | 518,237     | 518,237 |
| NET COST   | -10,320    | 7,161                  | 72,116      | 72,116  |

DEPARTMENT 20840 ALMANOR REC-GEN FUNDED  
 FUNCTION RECREATION/CULTURAL SERVI  
 ACTIVITY RECREATION FACILITIES

| DETAIL BY REVENUE CATEGORY<br>AND EXPENDITURE OBJECT | 2013-14<br>ACTUAL | 2014-15<br>ACTUAL | 2015-16<br>RECOMMENDED | 2015-16<br>ADOPTED |
|--|-------------------|-------------------|------------------------|--------------------|
| USE OF MONEY & PROPERTY                              | 3,788             | 2,975             | 3,000                  | 3,000              |
| TOTAL REVENUE  | 3,788             | 2,975             | 3,000                  | 3,000              |
| SERVICES & SUPPLIES                                  | 8,776             | 8,600             | 11,750                 | 11,750             |
| TOTAL EXPENDITURES/APPROPRIATIONS                    | 8,776             | 8,600             | 11,750                 | 11,750             |
| NET COST   | 4,989             | 5,625             | 8,750                  | 8,750              |

DEPARTMENT 20895 CCPIF - COMM CRR AB109  
 FUNCTION PUBLIC PROTECTION  
 ACTIVITY ADMINISTRATION

| DETAIL BY REVENUE CATEGORY<br>AND EXPENDITURE OBJECT | 2013-14<br>ACTUAL | 2014-15<br>ACTUAL | 2015-16<br>RECOMMENDED | 2015-16<br>ADOPTED |
|--|-------------------|-------------------|------------------------|--------------------|
| USE OF MONEY & PROPERTY                              | 17                |                   |                        |                    |
| STATE & FEDERAL AID                                  | 534,342           | 705,538           | 700,000                | 700,000            |
| TOTAL REVENUE  | 534,359           | 705,538           | 700,000                | 700,000            |
| TRANSFERS  |                   | 958,448           | 700,000                | 700,000            |
| TOTAL EXPENDITURES/APPROPRIATIONS                    |                   | 958,448           | 700,000                | 700,000            |
| NET COST   | -534,359          | 252,910           |                        |                    |

| DETAIL BY REVENUE CATEGORY<br>AND EXPENDITURE OBJECT | DEPARTMENT 20900 CRIMINAL LAB PENALTY<br>FUNCTION PUBLIC PROTECTION<br>ACTIVITY DETENTION & CORRECTION |                   |                        |                    |
|--|--|-------------------|------------------------|--------------------|
|  | 2013-14<br>ACTUAL  | 2014-15<br>ACTUAL | 2015-16<br>RECOMMENDED | 2015-16<br>ADOPTED |
| FINES & PENALTIES                                    | 1,326  | 1,730             | 1,500                  | 1,500              |
| USE OF MONEY & PROPERTY                              | 3  | 9                 |                        |                    |
| TOTAL REVENUE  | 1,329  | 1,739             | 1,500                  | 1,500              |
| SERVICES & SUPPLIES                                  | 10   | 34                | 48                     | 48                 |
| TOTAL EXPENDITURES/APPROPRIATIONS                    | 10   | 34                | 48                     | 48                 |
| NET COST   | -1,319   | -1,705            | -1,452                 | -1,452             |



DEPARTMENT 20980 CONTINGENCY-GENERAL  
FUNCTION DISTRICT FUNCTION  
ACTIVITY DISTRICT ACTIVITY

| DETAIL BY REVENUE CATEGORY<br>AND EXPENDITURE OBJECT | 2013-14<br>ACTUAL | 2014-15<br>ACTUAL | 2015-16<br>RECOMMENDED | 2015-16<br>ADOPTED |
|--|-------------------|-------------------|------------------------|--------------------|
|--|-------------------|-------------------|------------------------|--------------------|

SERVICES & SUPPLIES

TOTAL EXPENDITURES/APPROPRIATIONS

NET COST

| DETAIL BY REVENUE CATEGORY<br>AND EXPENDITURE OBJECT | DEPARTMENT 22281 REC MICROGRPHC |                                       | 2015-16<br>RECOMMENDED | 2015-16<br>ADOPTED |
|--|---------------------------------|---------------------------------------|------------------------|--------------------|
|  | FUNCTION<br>ACTIVITY            | PUBLIC PROTECTION<br>OTHER PROTECTION |                        |                    |
|  | 2013-14<br>ACTUAL               | 2014-15<br>ACTUAL                     |                        |                    |
| USE OF MONEY & PROPERTY                              | 120                             | 205                                   | 165                    | 165                |
| CHARGES FOR SERVICES                                 | 9,071                           | 8,246                                 | 10,000                 | 10,000             |
| TOTAL REVENUE  | 9,191                           | 8,451                                 | 10,165                 | 10,165             |
| SERVICES & SUPPLIES                                  | 3,059                           | 251                                   | 20,268                 | 20,268             |
| FIXED ASSETS   |                                 |                                       | 20,000                 | 20,000             |
| TOTAL EXPENDITURES/APPROPRIATIONS                    | 3,059                           | 251                                   | 40,268                 | 40,268             |
| NET COST   | -6,132                          | -8,200                                | 30,103                 | 30,103             |

| DETAIL BY REVENUE CATEGORY<br>AND EXPENDITURE OBJECT | DEPARTMENT 22341 CHILD ABUSE PRVN<br>FUNCTION PUBLIC PROTECTION |                   | 2015-16<br>RECOMMENDED | 2015-16<br>ADOPTED |
|--|---|-------------------|------------------------|--------------------|
|  | ACTIVITY  | OTHER PROTECTION  |                        |                    |
|  | 2013-14<br>ACTUAL   | 2014-15<br>ACTUAL |                        |                    |
| USE OF MONEY & PROPERTY                              | 493   | 511               |                        |                    |
| STATE & FEDERAL AID                                  | 28,190  | 28,002            |                        |                    |
| CHARGES FOR SERVICES                                 | 2,531   | 2,369             |                        |                    |
| OTHER REVENUE  | 15,989  | 15,359            |                        |                    |
| TOTAL REVENUE  | 47,204  | 46,241            |                        |                    |
| SERVICES & SUPPLIES                                  | 35,464  | 23,752            |                        |                    |
| OTHER CHARGES  |   | 12,227            |                        |                    |
| TOTAL EXPENDITURES/APPROPRIATIONS                    | 35,464  | 35,979            |                        |                    |
| NET COST   | -11,740   | -10,262           |                        |                    |

| DETAIL BY REVENUE CATEGORY<br>AND EXPENDITURE OBJECT | DEPARTMENT 22411 REC MODRNZTN<br>FUNCTION PUBLIC PROTECTION<br>ACTIVITY OTHER PROTECTION |                   | 2015-16<br>RECOMMENDED | 2015-16<br>ADOPTED |
|--|--|-------------------|------------------------|--------------------|
|  | 2013-14<br>ACTUAL  | 2014-15<br>ACTUAL |                        |                    |
| USE OF MONEY & PROPERTY                              | 618  | 899               | 1,075                  | 1,075              |
| CHARGES FOR SERVICES                                 | 30,141   | 27,893            | 30,000                 | 30,000             |
| OTHER REVENUE  |  | 95,035            |                        |                    |
| TOTAL REVENUE  | 30,759   | 123,827           | 31,075                 | 31,075             |
| SALARIES & BENEFITS                                  | 22,674   | 14,675            | 42,846                 | 42,846             |
| SERVICES & SUPPLIES                                  | 53,416   | 12,132            | 103,340                | 103,340            |
| FIXED ASSETS   |  | 9,492             | 100,000                | 100,000            |
| TRANSFERS  |  |                   |                        |                    |
| TOTAL EXPENDITURES/APPROPRIATIONS                    | 76,091   | 36,300            | 246,186                | 246,186            |
| NET COST   | 45,331   | -87,527           | 215,111                | 215,111            |

| DETAIL BY REVENUE CATEGORY<br>AND EXPENDITURE OBJECT | DEPARTMENT 22911 INMATE WELFARE<br>FUNCTION PUBLIC PROTECTION<br>ACTIVITY DETENTION & CORRECTION |                   |                        |                    |
|--|--|-------------------|------------------------|--------------------|
|  | 2013-14<br>ACTUAL  | 2014-15<br>ACTUAL | 2015-16<br>RECOMMENDED | 2015-16<br>ADOPTED |
| USE OF MONEY & PROPERTY                              | 55   | 57                | 50                     | 50                 |
| OTHER REVENUE  | 38,555   | 38,985            | 39,000                 | 39,000             |
| TRANSFER   |  |                   | 3,649                  | 3,649              |
| TOTAL REVENUE  | 38,611   | 39,042            | 42,699                 | 42,699             |
| SERVICES & SUPPLIES                                  | 43,215   | 37,623            | 48,915                 | 48,915             |
| OTHER CHARGES  | 2,706  | 3,412             | 6,000                  | 6,000              |
| FIXED ASSETS   |  |                   |                        |                    |
| TRANSFERS  | 7,000  | 2,000             |                        |                    |
| TOTAL EXPENDITURES/APPROPRIATIONS                    | 52,921   | 43,035            | 54,915                 | 54,915             |
| NET COST   | 14,310   | 3,993             | 12,216                 | 12,216             |

DEPARTMENT 40044 TOBACCO SETTLEMENT  
 FUNCTION HEALTH & SANITATION  
 ACTIVITY HEALTH

| DETAIL BY REVENUE CATEGORY<br>AND EXPENDITURE OBJECT | 2013-14<br>ACTUAL | 2014-15<br>ACTUAL | 2015-16<br>RECOMMENDED | 2015-16<br>ADOPTED |
|--|-------------------|-------------------|------------------------|--------------------|
| USE OF MONEY & PROPERTY                              | 917               | 1,489             | 1,200                  | 1,200              |
| STATE & FEDERAL AID                                  |                   |                   | 175,000                | 175,000            |
| TRANSFER   | 200,000           |                   |                        |                    |
| TOTAL REVENUE  | 200,917           | 1,489             | 176,200                | 176,200            |
| SERVICES & SUPPLIES                                  | 80                | -8                | 61                     | 61                 |
| TRANSFERS  | 200,000           | 23,630            | 200,000                | 200,000            |
| TOTAL EXPENDITURES/APPROPRIATIONS                    | 200,080           | 23,622            | 200,061                | 200,061            |
| NET COST   | -837              | 22,134            | 23,861                 | 23,861             |

| DETAIL BY REVENUE CATEGORY<br>AND EXPENDITURE OBJECT | DEPARTMENT 70280 CHILD SUPP<br>FUNCTION PUBLIC PROTECTION<br>ACTIVITY JUDICIAL |                   | 2015-16<br>RECOMMENDED | 2015-16<br>ADOPTED |
|--|--|-------------------|------------------------|--------------------|
|  | 2013-14<br>ACTUAL  | 2014-15<br>ACTUAL |                        |                    |
| USE OF MONEY & PROPERTY                              | 772  | 1,300             |                        |                    |
| STATE & FEDERAL AID                                  | 716,830  | 647,649           | 842,958                | 842,958            |
| OTHER REVENUE  | -125   | -8                |                        |                    |
| TOTAL REVENUE  | 717,477  | 648,941           | 842,958                | 842,958            |
| SALARIES & BENEFITS                                  | 588,672  | 543,865           | 607,025                | 607,025            |
| SERVICES & SUPPLIES                                  | 87,024   | 82,194            | 158,553                | 158,553            |
| TOTAL EXPENDITURES/APPROPRIATIONS                    | 675,696  | 626,059           | 765,578                | 765,578            |
| NET COST   | -41,781  | -22,882           | -77,380                | -77,380            |

| DETAIL BY REVENUE CATEGORY<br>AND EXPENDITURE OBJECT | DEPARTMENT 70301 DISTRICT ATTORNEY<br>FUNCTION PUBLIC PROTECTION<br>ACTIVITY JUDICIAL |                   | 2015-16<br>RECOMMENDED | 2015-16<br>ADOPTED |
|--|---|-------------------|------------------------|--------------------|
|  | 2013-14<br>ACTUAL   | 2014-15<br>ACTUAL |                        |                    |
| TAX REVENUE  | 85,997  | 88,607            | 83,000                 | 83,000             |
| USE OF MONEY & PROPERTY                              | 11  | 19                |                        |                    |
| STATE & FEDERAL AID                                  | 33,362  | 32,827            | 31,800                 | 31,800             |
| CHARGES FOR SERVICES                                 | 4,291   | 5,185             | 4,100                  | 4,100              |
| OTHER REVENUE  | 4,885   | 14,934            | 400                    | 400                |
| TRANSFER   | 936,992   | 930,968           | 1,086,314              | 1,086,314          |
| TOTAL REVENUE  | 1,065,537   | 1,072,541         | 1,205,614              | 1,205,614          |
| SALARIES & BENEFITS                                  | 904,829   | 916,814           | 1,075,177              | 1,075,177          |
| SERVICES & SUPPLIES                                  | 101,983   | 72,875            | 96,901                 | 96,901             |
| FIXED ASSETS   |   | 23,669            | 24,000                 | 24,000             |
| TRANSFER OUT   | 9,939   | 9,536             | 9,536                  | 9,536              |
| TOTAL EXPENDITURES/APPROPRIATIONS                    | 1,016,751   | 1,022,894         | 1,205,614              | 1,205,614          |
| NET COST   | -48,787   | -49,647           |                        |                    |



DEPARTMENT 70302 DA/OCJP ADA  
 FUNCTION PUBLIC PROTECTION  
 ACTIVITY JUDICIAL

| DETAIL BY REVENUE CATEGORY<br>AND EXPENDITURE OBJECT | 2013-14<br>ACTUAL | 2014-15<br>ACTUAL | 2015-16<br>RECOMMENDED | 2015-16<br>ADOPTED |
|--|-------------------|-------------------|------------------------|--------------------|
| FINES & PENALTIES                                    | 691               | 240               |                        |                    |
| STATE & FEDERAL AID                                  | 6,943             |                   |                        |                    |
| TOTAL REVENUE  | 7,634             | 240               |                        |                    |
| SALARIES & BENEFITS                                  | 245               | 296               |                        |                    |
| SERVICES & SUPPLIES                                  | 165               | -5                |                        |                    |
| FIXED ASSETS   |                   |                   |                        |                    |
| TOTAL EXPENDITURES/APPROPRIATIONS                    | 409               | 291               |                        |                    |
| NET COST   | -7,225            | 51                |                        |                    |

DEPARTMENT 70303 DA/SPOUSAL ABUSE PROG.  
FUNCTION PUBLIC PROTECTION  
ACTIVITY JUDICIAL

DETAIL BY REVENUE CATEGORY  
AND EXPENDITURE OBJECT

2013-14  
ACTUAL

2014-15  
ACTUAL

2015-16  
RECOMMENDED

2015-16  
ADOPTED

CHARGES FOR SERVICES

TOTAL REVENUE

NET COST

DEPARTMENT 70304 DA-AUTO & WC FRAUD  
 FUNCTION PUBLIC PROTECTION  
 ACTIVITY JUDICIAL

| DETAIL BY REVENUE CATEGORY<br>AND EXPENDITURE OBJECT | 2013-14<br>ACTUAL | 2014-15<br>ACTUAL | 2015-16<br>RECOMMENDED | 2015-16<br>ADOPTED |
|--|-------------------|-------------------|------------------------|--------------------|
| STATE & FEDERAL AID                                  |                   |                   |                        |                    |
| TOTAL REVENUE  |                   |                   |                        |                    |
| SALARIES & BENEFITS                                  |                   | 6                 |                        |                    |
| SERVICES & SUPPLIES                                  |                   |                   |                        |                    |
| TOTAL EXPENDITURES/APPROPRIATIONS                    |                   | 6                 |                        |                    |
| NET COST   |                   | 6                 |                        |                    |

DEPARTMENT 70305 DA-JAG GRANT DEPT  
 FUNCTION PUBLIC PROTECTION  
 ACTIVITY JUDICIAL

| DETAIL BY REVENUE CATEGORY<br>AND EXPENDITURE OBJECT | 2013-14<br>ACTUAL | 2014-15<br>ACTUAL | 2015-16<br>RECOMMENDED | 2015-16<br>ADOPTED |
|--|-------------------|-------------------|------------------------|--------------------|
| STATE & FEDERAL AID                                  |                   |                   |                        |                    |
| TOTAL REVENUE  |                   |                   |                        |                    |
| SALARIES & BENEFITS                                  |                   | 76                |                        |                    |
| SERVICES & SUPPLIES                                  |                   | 3                 |                        |                    |
| FIXED ASSETS   |                   |                   |                        |                    |
| TOTAL EXPENDITURES/APPROPRIATIONS                    |                   | 79                |                        |                    |
| NET COST   |                   | 79                |                        |                    |

DEPARTMENT 70306 DA/VERTICAL PROSECUTION  
 FUNCTION PUBLIC PROTECTION  
 ACTIVITY JUDICIAL

| DETAIL BY REVENUE CATEGORY<br>AND EXPENDITURE OBJECT | 2013-14<br>ACTUAL | 2014-15<br>ACTUAL | 2015-16<br>RECOMMENDED | 2015-16<br>ADOPTED |
|--|-------------------|-------------------|------------------------|--------------------|
| STATE & FEDERAL AID                                  |                   |                   |                        |                    |
| TOTAL REVENUE  |                   |                   |                        |                    |
| SALARIES & BENEFITS                                  |                   | 581               |                        |                    |
| SERVICES & SUPPLIES                                  |                   | 22                |                        |                    |
| TOTAL EXPENDITURES/APPROPRIATIONS                    |                   | 603               |                        |                    |
| NET COST   |                   | 603               |                        |                    |

| DETAIL BY REVENUE CATEGORY<br>AND EXPENDITURE OBJECT | DEPARTMENT 70307 DA/ALTERN SENTENCING PRG<br>FUNCTION PUBLIC PROTECTION<br>ACTIVITY JUDICIAL |                   | 2015-16     | 2015-16 |
|--|--|-------------------|-------------|---------|
|  | 2013-14<br>ACTUAL  | 2014-15<br>ACTUAL | RECOMMENDED | ADOPTED |
| STATE & FEDERAL AID                                  | 22,131   | 32,767            | 244,280     | 244,280 |
| OTHER REVENUE  |  | 2,257             | 750         | 750     |
| TRANSFER   | 92,055   | 258,814           | 216,400     | 216,400 |
| TOTAL REVENUE  | 114,186  | 293,838           | 461,430     | 461,430 |
| SALARIES & BENEFITS                                  | 121,003  | 184,735           | 232,907     | 232,907 |
| SERVICES & SUPPLIES                                  | 35,925   | 41,792            | 169,404     | 169,404 |
| TRANSFERS  |  | 23,288            | 57,533      | 57,533  |
| TOTAL EXPENDITURES/APPROPRIATIONS                    | 156,928  | 249,814           | 459,844     | 459,844 |
| NET COST   | 42,742   | -44,023           | -1,586      | -1,586  |

DEPARTMENT 70311 DA-ASSET FORFEITURE  
 FUNCTION PUBLIC PROTECTION  
 ACTIVITY JUDICIAL

| DETAIL BY REVENUE CATEGORY<br>AND EXPENDITURE OBJECT | 2013-14<br>ACTUAL | 2014-15<br>ACTUAL | 2015-16<br>RECOMMENDED | 2015-16<br>ADOPTED |
|--|-------------------|-------------------|------------------------|--------------------|
| FINES & PENALTIES                                    |                   |                   |                        |                    |
| TOTAL REVENUE  |                   |                   |                        |                    |
| SALARIES & BENEFITS                                  |                   |                   |                        |                    |
| SERVICES & SUPPLIES                                  |                   |                   | 1,000                  | 1,000              |
| TOTAL EXPENDITURES/APPROPRIATIONS                    |                   |                   | 1,000                  | 1,000              |
| NET COST   |                   |                   | 1,000                  | 1,000              |

DEPARTMENT 70312 DA-ENVIRO SETTLEMENT  
FUNCTION PUBLIC PROTECTION  
ACTIVITY JUDICIAL

| DETAIL BY REVENUE CATEGORY<br>AND EXPENDITURE OBJECT | 2013-14<br>ACTUAL | 2014-15<br>ACTUAL | 2015-16<br>RECOMMENDED | 2015-16<br>ADOPTED |
|--|-------------------|-------------------|------------------------|--------------------|
| OTHER REVENUE  |                   |                   |                        |                    |
| TOTAL REVENUE  |                   |                   |                        |                    |
| SERVICES & SUPPLIES                                  |                   |                   | 1,600                  | 1,600              |
| TOTAL EXPENDITURES/APPROPRIATIONS                    |                   |                   | 1,600                  | 1,600              |
| NET COST   |                   |                   | 1,600                  | 1,600              |



DEPARTMENT 70329 SO-BUFFER  
FUNCTION PUBLIC PROTECTION  
ACTIVITY POLICE PROTECTION

| DETAIL BY REVENUE CATEGORY<br>AND EXPENDITURE OBJECT | 2013-14<br>ACTUAL | 2014-15<br>ACTUAL | 2015-16<br>RECOMMENDED | 2015-16<br>ADOPTED |
|--|-------------------|-------------------|------------------------|--------------------|
| STATE & FEDERAL AID                                  |                   |                   |                        |                    |
| TOTAL REVENUE  |                   |                   |                        |                    |
| SERVICES & SUPPLIES                                  |                   |                   |                        |                    |
| FIXED ASSETS   |                   |                   |                        |                    |
| TOTAL EXPENDITURES/APPROPRIATIONS                    |                   |                   |                        |                    |
| NET COST   |                   |                   |                        |                    |

| DETAIL BY REVENUE CATEGORY<br>AND EXPENDITURE OBJECT | DEPARTMENT 70330 SHERIFF<br>FUNCTION PUBLIC PROTECTION<br>ACTIVITY POLICE PROTECTION |                   | 2015-16<br>RECOMMENDED | 2015-16<br>ADOPTED |
|--|--|-------------------|------------------------|--------------------|
|  | 2013-14<br>ACTUAL  | 2014-15<br>ACTUAL |                        |                    |
| TAX REVENUE  | 988,965  | 1,018,983         | 1,015,000              | 1,015,000          |
| LICENSES & PERMITS                                   | 27,052   | 25,112            | 27,000                 | 27,000             |
| FINES & PENALTIES                                    | 84   | 162               | 150                    | 150                |
| STATE & FEDERAL AID                                  | 54,334   | 38,000            | 34,000                 | 34,000             |
| CHARGES FOR SERVICES                                 | 119,370  | 99,952            | 125,600                | 125,600            |
| OTHER REVENUE  | 24,483   | 154,400           | 78,960                 | 78,960             |
| TRANSFER   | 3,601,101  | 3,485,410         | 3,823,505              | 3,823,505          |
| TOTAL REVENUE  | 4,815,388  | 4,822,020         | 5,104,215              | 5,104,215          |
| SALARIES & BENEFITS                                  | 4,446,317  | 4,607,951         | 4,852,846              | 4,852,846          |
| SERVICES & SUPPLIES                                  | 412,261  | 314,847           | 329,671                | 329,671            |
| FIXED ASSETS   |  |                   |                        |                    |
| TOTAL EXPENDITURES/APPROPRIATIONS                    | 4,858,578  | 4,922,798         | 5,182,517              | 5,182,517          |
| NET COST   | 43,190   | 100,778           | 78,302                 | 78,302             |

DEPARTMENT 70331 AB 443  
 FUNCTION PUBLIC PROTECTION  
 ACTIVITY POLICE PROTECTION

| DETAIL BY REVENUE CATEGORY<br>AND EXPENDITURE OBJECT | 2013-14<br>ACTUAL | 2014-15<br>ACTUAL | 2015-16<br>RECOMMENDED | 2015-16<br>ADOPTED |
|--|-------------------|-------------------|------------------------|--------------------|
| STATE & FEDERAL AID                                  |                   |                   |                        |                    |
| OTHER REVENUE  | 1,103             | 911               | 11,000                 | 11,000             |
| TRANSFER   | 512,249           | 591,891           | 734,142                | 734,142            |
| TOTAL REVENUE  | 513,353           | 592,803           | 745,142                | 745,142            |
| SALARIES & BENEFITS                                  | 118,866           | 36,284            | 118,902                | 118,902            |
| SERVICES & SUPPLIES                                  | 204,734           | 223,084           | 243,628                | 243,628            |
| FIXED ASSETS   | 31,806            | 16,400            | 259,142                | 259,142            |
| TRANSFERS  | 568,086           | 389,394           | 372,363                | 372,363            |
| TOTAL EXPENDITURES/APPROPRIATIONS                    | 923,492           | 665,162           | 994,035                | 994,035            |
| NET COST   | 410,139           | 72,359            | 248,893                | 248,893            |

DEPARTMENT 70338 SCAAP -SO  
 FUNCTION PUBLIC PROTECTION  
 ACTIVITY POLICE PROTECTION

| DETAIL BY REVENUE CATEGORY<br>AND EXPENDITURE OBJECT | 2013-14<br>ACTUAL | 2014-15<br>ACTUAL | 2015-16<br>RECOMMENDED | 2015-16<br>ADOPTED |
|--|-------------------|-------------------|------------------------|--------------------|
| STATE & FEDERAL AID                                  | 278               | 319               | 200                    | 200                |
| TOTAL REVENUE  | 278               | 319               | 200                    | 200                |
| SERVICES & SUPPLIES                                  | 3,710             | 1,305             | 6,231                  | 6,231              |
| TOTAL EXPENDITURES/APPROPRIATIONS                    | 3,710             | 1,305             | 6,231                  | 6,231              |
| NET COST   | 3,432             | 986               | 6,031                  | 6,031              |

DEPARTMENT 70339 PSIC GRNT (OLD COPS TECH)  
FUNCTION PUBLIC PROTECTION  
ACTIVITY POLICE PROTECTION

| DETAIL BY REVENUE CATEGORY<br>AND EXPENDITURE OBJECT | 2013-14<br>ACTUAL | 2014-15<br>ACTUAL | 2015-16<br>RECOMMENDED | 2015-16<br>ADOPTED |
|--|-------------------|-------------------|------------------------|--------------------|
| STATE & FEDERAL AID                                  |                   |                   |                        |                    |
| TRANSFER   | 1,583             | 9                 |                        |                    |
| TOTAL REVENUE  | 1,583             | 9                 |                        |                    |
| SERVICES & SUPPLIES                                  | 1,583             | 9                 |                        |                    |
| FIXED ASSETS   |                   |                   |                        |                    |
| TOTAL EXPENDITURES/APPROPRIATIONS                    | 1,583             | 9                 |                        |                    |
| NET COST   |                   |                   |                        |                    |

DEPARTMENT 70340 EVERY 15 MIN  
 FUNCTION PUBLIC PROTECTION  
 ACTIVITY POLICE PROTECTION

| DETAIL BY REVENUE CATEGORY<br>AND EXPENDITURE OBJECT | 2013-14<br>ACTUAL | 2014-15<br>ACTUAL | 2015-16<br>RECOMMENDED | 2015-16<br>ADOPTED |
|--|-------------------|-------------------|------------------------|--------------------|
| STATE & FEDERAL AID                                  | 16,521            |                   |                        |                    |
| OTHER REVENUE  |                   |                   |                        |                    |
| TRANSFER   | 3,608             | 135               | 288                    | 288                |
| TOTAL REVENUE  | 20,129            | 135               | 288                    | 288                |
| SERVICES & SUPPLIES                                  | 13,353            | 7,296             | 288                    | 288                |
| TOTAL EXPENDITURES/APPROPRIATIONS                    | 13,353            | 7,296             | 288                    | 288                |
| NET COST   | -6,776            | 7,161             |                        |                    |

DEPARTMENT 70343 CALMMET - SO  
 FUNCTION PUBLIC PROTECTION  
 ACTIVITY POLICE PROTECTION

| DETAIL BY REVENUE CATEGORY<br>AND EXPENDITURE OBJECT | 2013-14<br>ACTUAL | 2014-15<br>ACTUAL | 2015-16<br>RECOMMENDED | 2015-16<br>ADOPTED |
|--|-------------------|-------------------|------------------------|--------------------|
| STATE & FEDERAL AID                                  |                   |                   |                        |                    |
| OTHER REVENUE  |                   |                   |                        |                    |
| TRANSFER   | 27,810            | 33,810            | 34,000                 | 34,000             |
| TOTAL REVENUE  | 27,810            | 33,810            | 34,000                 | 34,000             |
| SALARIES & BENEFITS                                  | 13,824            | 2,297             | 21,874                 | 21,874             |
| SERVICES & SUPPLIES                                  | 7,542             | 13,707            | 23,995                 | 23,995             |
| FIXED ASSETS   |                   |                   | 57,359                 | 57,359             |
| TOTAL EXPENDITURES/APPROPRIATIONS                    | 21,366            | 16,004            | 103,228                | 103,228            |
| NET COST   | -6,444            | -17,805           | 69,228                 | 69,228             |

| DETAIL BY REVENUE CATEGORY<br>AND EXPENDITURE OBJECT | DEPARTMENT 70344 HOMELND SEC - SHRFF<br>FUNCTION PUBLIC PROTECTION<br>ACTIVITY POLICE PROTECTION |                   |                        |                    |
|--|--|-------------------|------------------------|--------------------|
|  | 2013-14<br>ACTUAL  | 2014-15<br>ACTUAL | 2015-16<br>RECOMMENDED | 2015-16<br>ADOPTED |
| STATE & FEDERAL AID                                  | 63,089   | 106,665           |                        |                    |
| TRANSFER   | 290  |                   | 401                    | 401                |
| TOTAL REVENUE  | 63,379   | 106,665           | 401                    | 401                |
| SERVICES & SUPPLIES                                  | 65,017   | 17,201            | 401                    | 401                |
| FIXED ASSETS   | 18,337   | 52,612            |                        |                    |
| TOTAL EXPENDITURES/APPROPRIATIONS                    | 83,354   | 69,813            | 401                    | 401                |
| NET COST   | 19,975   | -36,852           |                        |                    |



DEPARTMENT 70345 HOMELND SEC - OES  
 FUNCTION PUBLIC PROTECTION  
 ACTIVITY POLICE PROTECTION

| DETAIL BY REVENUE CATEGORY<br>AND EXPENDITURE OBJECT | 2013-14<br>ACTUAL | 2014-15<br>ACTUAL | 2015-16<br>RECOMMENDED | 2015-16<br>ADOPTED |
|--|-------------------|-------------------|------------------------|--------------------|
| STATE & FEDERAL AID                                  |                   |                   | 95,142                 | 95,142             |
| TRANSFER   | 152               |                   |                        |                    |
| TOTAL REVENUE  | 152               |                   | 95,142                 | 95,142             |
| SALARIES & BENEFITS                                  |                   |                   |                        |                    |
| SERVICES & SUPPLIES                                  | 152               | -245              | 49,438                 | 49,438             |
| FIXED ASSETS   |                   | 20,668            | 25,000                 | 25,000             |
| TOTAL EXPENDITURES/APPROPRIATIONS                    | 152               | 20,423            | 74,438                 | 74,438             |
| NET COST   |                   | 20,423            | -20,704                | -20,704            |

| DETAIL BY REVENUE CATEGORY<br>AND EXPENDITURE OBJECT | DEPARTMENT 70348 DCE/SP<br>FUNCTION PUBLIC PROTECTION<br>ACTIVITY POLICE PROTECTION |                   | 2015-16<br>RECOMMENDED | 2015-16<br>ADOPTED |
|--|---|-------------------|------------------------|--------------------|
|  | 2013-14<br>ACTUAL   | 2014-15<br>ACTUAL |                        |                    |
| STATE & FEDERAL AID                                  | 50,000  | 50,000            |                        |                    |
| TRANSFER   | 435   | 237               | 81                     | 81                 |
| TOTAL REVENUE  | 50,435  | 50,237            | 81                     | 81                 |
| SALARIES & BENEFITS                                  | 4,530   | 12,794            | 2,665                  | 2,665              |
| SERVICES & SUPPLIES                                  | 47,115  | 52,430            | 31,219                 | 31,219             |
| TOTAL EXPENDITURES/APPROPRIATIONS                    | 51,645  | 65,225            | 33,884                 | 33,884             |
| NET COST   | 1,210   | 14,988            | 33,803                 | 33,803             |

| DETAIL BY REVENUE CATEGORY<br>AND EXPENDITURE OBJECT | DEPARTMENT 70350 BOAT SFTY & ENFRMNT<br>FUNCTION PUBLIC PROTECTION<br>ACTIVITY POLICE PROTECTION |                   |                        |                    |
|--|--|-------------------|------------------------|--------------------|
|  | 2013-14<br>ACTUAL  | 2014-15<br>ACTUAL | 2015-16<br>RECOMMENDED | 2015-16<br>ADOPTED |
| TAX REVENUE  | 18,264   | 17,924            | 18,223                 | 18,223             |
| STATE & FEDERAL AID                                  | 145,203  | 125,511           | 236,750                | 236,750            |
| TRANSFER   | 2,370  | 1,318             | 1,979                  | 1,979              |
| TOTAL REVENUE  | 165,836  | 144,753           | 256,952                | 256,952            |
| SALARIES & BENEFITS                                  | 105,429  | 106,142           | 112,402                | 112,402            |
| SERVICES & SUPPLIES                                  | 44,243   | 38,540            | 69,647                 | 69,647             |
| FIXED ASSETS   |  | 40,000            |                        |                    |
| TOTAL EXPENDITURES/APPROPRIATIONS                    | 149,672  | 184,681           | 182,049                | 182,049            |
| NET COST   | -16,165  | 39,928            | -74,903                | -74,903            |

| DETAIL BY REVENUE CATEGORY<br>AND EXPENDITURE OBJECT | DEPARTMENT 70356 SLESF - SHRFF<br>FUNCTION PUBLIC PROTECTION<br>ACTIVITY POLICE PROTECTION |                   | 2015-16<br>RECOMMENDED | 2015-16<br>ADOPTED |
|--|--|-------------------|------------------------|--------------------|
|  | 2013-14<br>ACTUAL  | 2014-15<br>ACTUAL |                        |                    |
| STATE & FEDERAL AID                                  | 94,147   | 106,230           | 85,000                 | 85,000             |
| TOTAL REVENUE  | 94,147   | 106,230           | 85,000                 | 85,000             |
| SALARIES & BENEFITS                                  |  |                   |                        |                    |
| SERVICES & SUPPLIES                                  | 1,761  | -1,247            | 341                    | 341                |
| FIXED ASSETS   | 106,805  |                   | 76,000                 | 76,000             |
| TRANSFERS  | 50,000   | 100,862           | 39,889                 | 39,889             |
| TOTAL EXPENDITURES/APPROPRIATIONS                    | 158,566  | 99,615            | 116,230                | 116,230            |
| NET COST   | 64,419   | -6,615            | 31,230                 | 31,230             |

| DETAIL BY REVENUE CATEGORY<br>AND EXPENDITURE OBJECT | DEPARTMENT 70357 SHERIFF-MEDCOM<br>FUNCTION PUBLIC PROTECTION<br>ACTIVITY POLICE PROTECTION |                   |                        |                    |
|--|---|-------------------|------------------------|--------------------|
|  | 2013-14<br>ACTUAL   | 2014-15<br>ACTUAL | 2015-16<br>RECOMMENDED | 2015-16<br>ADOPTED |
| TRANSFER   | 7,766   | 7,888             | 7,500                  | 7,500              |
| TOTAL REVENUE  | 7,766   | 7,888             | 7,500                  | 7,500              |
| SERVICES & SUPPLIES                                  | 10,882  | 11,784            | 19,396                 | 19,396             |
| FIXED ASSETS   |   |                   | 17,697                 | 17,697             |
| TOTAL EXPENDITURES/APPROPRIATIONS                    | 10,882  | 11,784            | 37,093                 | 37,093             |
| NET COST   | 3,116   | 3,896             | 29,593                 | 29,593             |

| DETAIL BY REVENUE CATEGORY<br>AND EXPENDITURE OBJECT | DEPARTMENT 70359 SLESF - JAIL<br>FUNCTION PUBLIC PROTECTION<br>ACTIVITY POLICE PROTECTION |                   |                        |                    |
|--|---|-------------------|------------------------|--------------------|
|  | 2013-14<br>ACTUAL   | 2014-15<br>ACTUAL | 2015-16<br>RECOMMENDED | 2015-16<br>ADOPTED |
| STATE & FEDERAL AID                                  | 6,054   | 5,863             | 5,000                  | 5,000              |
| TOTAL REVENUE  | 6,054   | 5,863             | 5,000                  | 5,000              |
| SERVICES & SUPPLIES                                  | 4,024   | 2,532             | 6,312                  | 6,312              |
| TRANSFERS  |   | 5,000             | 4,575                  | 4,575              |
| TOTAL EXPENDITURES/APPROPRIATIONS                    | 4,024   | 7,532             | 10,887                 | 10,887             |
| NET COST   | -2,030  | 1,669             | 5,887                  | 5,887              |

| DETAIL BY REVENUE CATEGORY<br>AND EXPENDITURE OBJECT | DEPARTMENT 70362 SHERIFF-CCP AB109<br>FUNCTION PUBLIC PROTECTION<br>ACTIVITY POLICE PROTECTION |                   |                        |                    |
|--|--|-------------------|------------------------|--------------------|
|  | 2013-14<br>ACTUAL  | 2014-15<br>ACTUAL | 2015-16<br>RECOMMENDED | 2015-16<br>ADOPTED |
| STATE & FEDERAL AID                                  | 174,111  |                   |                        |                    |
| CHARGES FOR SERVICES                                 | 15,809   | 12,279            | 12,000                 | 12,000             |
| OTHER REVENUE  |  | 636               |                        |                    |
| TRANSFER   |  | 473,287           | 361,594                | 361,594            |
| TOTAL REVENUE  | 189,920  | 486,203           | 373,594                | 373,594            |
| SALARIES & BENEFITS                                  | 226,471  | 291,796           | 307,376                | 307,376            |
| SERVICES & SUPPLIES                                  | 60,933   | 95,855            | 101,917                | 101,917            |
| TOTAL EXPENDITURES/APPROPRIATIONS                    | 287,405  | 387,651           | 409,293                | 409,293            |
| NET COST   | 97,484   | -98,552           | 35,699                 | 35,699             |

DEPARTMENT 70370 BAILIFF  
FUNCTION PUBLIC PROTECTION  
ACTIVITY POLICE PROTECTION

| DETAIL BY REVENUE CATEGORY<br>AND EXPENDITURE OBJECT | 2013-14<br>ACTUAL | 2014-15<br>ACTUAL | 2015-16<br>RECOMMENDED | 2015-16<br>ADOPTED |
|--|-------------------|-------------------|------------------------|--------------------|
| STATE & FEDERAL AID                                  |                   |                   |                        |                    |
| CHARGES FOR SERVICES                                 |                   |                   |                        |                    |
| TRANSFER   |                   |                   |                        |                    |
| TOTAL REVENUE  |                   |                   |                        |                    |
| SALARIES & BENEFITS                                  |                   |                   |                        |                    |
| SERVICES & SUPPLIES                                  |                   |                   |                        |                    |
| TRANSFERS  |                   |                   |                        |                    |
| TOTAL EXPENDITURES/APPROPRIATIONS                    |                   |                   |                        |                    |
| NET COST   |                   |                   |                        |                    |



| DETAIL BY REVENUE CATEGORY<br>AND EXPENDITURE OBJECT | DEPARTMENT 70380 JAILS<br>FUNCTION PUBLIC PROTECTION<br>ACTIVITY DETENTION & CORRECTION |                   |                        |                    |
|--|---|-------------------|------------------------|--------------------|
|  | 2013-14<br>ACTUAL   | 2014-15<br>ACTUAL | 2015-16<br>RECOMMENDED | 2015-16<br>ADOPTED |
| STATE & FEDERAL AID                                  | 12,625  | 13,311            | 13,300                 | 13,300             |
| CHARGES FOR SERVICES                                 | 17,985  | 20,501            | 20,700                 | 20,700             |
| OTHER REVENUE  | 11,851  | 18,437            | 10,300                 | 10,300             |
| TRANSFER   | 1,690,659   | 1,686,606         | 1,815,140              | 1,815,140          |
| TOTAL REVENUE  | 1,733,120   | 1,738,855         | 1,859,440              | 1,859,440          |
| SALARIES & BENEFITS                                  | 1,117,347   | 1,085,878         | 1,210,854              | 1,210,854          |
| SERVICES & SUPPLIES                                  | 582,152   | 617,781           | 648,586                | 648,586            |
| OTHER CHARGES  |   |                   |                        |                    |
| FIXED ASSETS   |   | 10,632            |                        |                    |
| TOTAL EXPENDITURES/APPROPRIATIONS                    | 1,699,499   | 1,714,292         | 1,859,440              | 1,859,440          |
| NET COST   | -33,621   | -24,563           |                        |                    |

| DETAIL BY REVENUE CATEGORY<br>AND EXPENDITURE OBJECT | DEPARTMENT 70384 OHV GRANT |                   | FUNCTION PUBLIC PROTECTION |                    |
|--|----------------------------|-------------------|----------------------------|--------------------|
|  | ACTIVITY                   | POLICE PROTECTION |                            |                    |
|  | 2013-14<br>ACTUAL          | 2014-15<br>ACTUAL | 2015-16<br>RECOMMENDED     | 2015-16<br>ADOPTED |
| STATE & FEDERAL AID                                  | 64,480                     | 91,699            | 95,526                     | 95,526             |
| TOTAL REVENUE  | 64,480                     | 91,699            | 95,526                     | 95,526             |
| SALARIES & BENEFITS                                  | 48,245                     | 53,383            | 85,505                     | 85,505             |
| SERVICES & SUPPLIES                                  | 10,270                     | 17,089            | 20,171                     | 20,171             |
| FIXED ASSETS   | 48,923                     | 25,684            | 15,000                     | 15,000             |
| TOTAL EXPENDITURES/APPROPRIATIONS                    | 107,438                    | 96,155            | 120,676                    | 120,676            |
| NET COST   | 42,958                     | 4,456             | 25,150                     | 25,150             |

| DETAIL BY REVENUE CATEGORY<br>AND EXPENDITURE OBJECT | DEPARTMENT 70385 OES/ADA SHRFF<br>FUNCTION PUBLIC PROTECTION<br>ACTIVITY POLICE PROTECTION |                   | 2015-16<br>RECOMMENDED | 2015-16<br>ADOPTED |
|--|--|-------------------|------------------------|--------------------|
|  | 2013-14<br>ACTUAL  | 2014-15<br>ACTUAL |                        |                    |
| STATE & FEDERAL AID                                  | 50,565   | 32,460            |                        |                    |
| TRANSFER   | 6,009  | 18,791            | 58,732                 | 58,732             |
| TOTAL REVENUE  | 56,574   | 51,251            | 58,732                 | 58,732             |
| SALARIES & BENEFITS                                  | 41,806   | 30,774            | 57,333                 | 57,333             |
| SERVICES & SUPPLIES                                  | 2,897  | 762               | 1,365                  | 1,365              |
| TRANSFERS  |  |                   |                        |                    |
| TOTAL EXPENDITURES/APPROPRIATIONS                    | 44,703   | 31,536            | 58,698                 | 58,698             |
| NET COST   | -11,871  | -19,715           | -34                    | -34                |

DEPARTMENT 70386 HOMELAND SECURITY#3  
 FUNCTION PUBLIC PROTECTION  
 ACTIVITY POLICE PROTECTION

| DETAIL BY REVENUE CATEGORY<br>AND EXPENDITURE OBJECT | 2013-14<br>ACTUAL | 2014-15<br>ACTUAL | 2015-16<br>RECOMMENDED | 2015-16<br>ADOPTED |
|--|-------------------|-------------------|------------------------|--------------------|
| STATE & FEDERAL AID                                  | 38,199            | 27,018            |                        |                    |
| TOTAL REVENUE  | 38,199            | 27,018            |                        |                    |
| SALARIES & BENEFITS                                  |                   |                   |                        |                    |
| SERVICES & SUPPLIES                                  | 41,129            | 3,349             |                        |                    |
| TOTAL EXPENDITURES/APPROPRIATIONS                    | 41,129            | 3,349             |                        |                    |
| NET COST   | 2,930             | -23,669           |                        |                    |

DEPARTMENT 70387 COURT SECURITY  
 FUNCTION PUBLIC PROTECTION  
 ACTIVITY POLICE PROTECTION

| DETAIL BY REVENUE CATEGORY<br>AND EXPENDITURE OBJECT | 2013-14<br>ACTUAL | 2014-15<br>ACTUAL | 2015-16<br>RECOMMENDED | 2015-16<br>ADOPTED |
|--|-------------------|-------------------|------------------------|--------------------|
| STATE & FEDERAL AID                                  |                   |                   |                        |                    |
| CHARGES FOR SERVICES                                 |                   |                   |                        |                    |
| OTHER REVENUE  |                   |                   | 72,820                 | 72,820             |
| TRANSFER   | 402,770           | 452,087           | 405,000                | 405,000            |
| TOTAL REVENUE  | 402,770           | 452,087           | 477,820                | 477,820            |
| SALARIES & BENEFITS                                  | 231,908           | 318,497           | 430,135                | 430,135            |
| SERVICES & SUPPLIES                                  | 3,278             | 21,531            | 45,970                 | 45,970             |
| FIXED ASSETS   |                   | 115,400           | 88,839                 | 88,839             |
| TOTAL EXPENDITURES/APPROPRIATIONS                    | 235,186           | 455,428           | 564,944                | 564,944            |
| NET COST   | -167,584          | 3,341             | 87,124                 | 87,124             |

DEPARTMENT 70388 SB678  
 FUNCTION PUBLIC PROTECTION  
 ACTIVITY POLICE PROTECTION

| DETAIL BY REVENUE CATEGORY<br>AND EXPENDITURE OBJECT | 2013-14<br>ACTUAL | 2014-15<br>ACTUAL | 2015-16<br>RECOMMENDED | 2015-16<br>ADOPTED |
|--|-------------------|-------------------|------------------------|--------------------|
| OTHER REVENUE  |                   | 625               |                        |                    |
| TRANSFER   | 139,442           | 124,000           | 142,335                | 142,335            |
| TOTAL REVENUE  | 139,442           | 124,625           | 142,335                | 142,335            |
| SALARIES & BENEFITS                                  | 106,479           | 130,929           | 139,684                | 139,684            |
| SERVICES & SUPPLIES                                  |                   | 21,275            | 21,892                 | 21,892             |
| TOTAL EXPENDITURES/APPROPRIATIONS                    | 106,479           | 152,204           | 161,576                | 161,576            |
| NET COST   | -32,963           | 27,579            | 19,241                 | 19,241             |

DEPARTMENT 70391 SO -ASST FORFEITURE EDU  
 FUNCTION PUBLIC PROTECTION  
 ACTIVITY POLICE PROTECTION

| DETAIL BY REVENUE CATEGORY<br>AND EXPENDITURE OBJECT | 2013-14<br>ACTUAL | 2014-15<br>ACTUAL | 2015-16<br>RECOMMENDED | 2015-16<br>ADOPTED |
|--|-------------------|-------------------|------------------------|--------------------|
| STATE & FEDERAL AID                                  | 942               | 551               |                        |                    |
| TOTAL REVENUE  | 942               | 551               |                        |                    |
| SERVICES & SUPPLIES                                  | 3,036             | 4,081             | 17,665                 | 17,665             |
| TOTAL EXPENDITURES/APPROPRIATIONS                    | 3,036             | 4,081             | 17,665                 | 17,665             |
| NET COST   | 2,094             | 3,530             | 17,665                 | 17,665             |

DEPARTMENT 70558 PUBLIC HEALTH - MAA ADMIN  
FUNCTION HEALTH & SANITATION  
ACTIVITY HEALTH

| DETAIL BY REVENUE CATEGORY<br>AND EXPENDITURE OBJECT | 2013-14<br>ACTUAL | 2014-15<br>ACTUAL | 2015-16<br>RECOMMENDED | 2015-16<br>ADOPTED |
|--|-------------------|-------------------|------------------------|--------------------|
| USE OF MONEY & PROPERTY                              |                   | 3,039             |                        |                    |
| CHARGES FOR SERVICES                                 |                   | 2,184,410         | 2,000,000              | 2,000,000          |
| TOTAL REVENUE  |                   | 2,187,450         | 2,000,000              | 2,000,000          |
| SERVICES & SUPPLIES                                  |                   | 290,637           | 2,000,000              | 2,000,000          |
| TOTAL EXPENDITURES/APPROPRIATIONS                    |                   | 290,637           | 2,000,000              | 2,000,000          |
| NET COST   |                   | -1,896,813        |                        |                    |



DEPARTMENT 70559 FED AID TL III.(HLTH)  
 FUNCTION HEALTH & SANITATION  
 ACTIVITY HEALTH

| DETAIL BY REVENUE CATEGORY<br>AND EXPENDITURE OBJECT | 2013-14<br>ACTUAL | 2014-15<br>ACTUAL | 2015-16<br>RECOMMENDED | 2015-16<br>ADOPTED |
|--|-------------------|-------------------|------------------------|--------------------|
| STATE & FEDERAL AID                                  | 277,737           | 267,418           | 284,556                | 284,556            |
| TOTAL REVENUE  | 277,737           | 267,418           | 284,556                | 284,556            |
| SALARIES & BENEFITS                                  | 62,501            | 49,156            | 60,346                 | 60,346             |
| SERVICES & SUPPLIES                                  | 209,214           | 182,821           | 203,048                | 203,048            |
| OTHER CHARGES  | 12,100            | 8,895             | 11,713                 | 11,713             |
| TRANSFER OUT   |                   |                   |                        |                    |
| TOTAL EXPENDITURES/APPROPRIATIONS                    | 283,815           | 240,872           | 275,107                | 275,107            |
| NET COST   | 6,077             | -26,546           | -9,449                 | -9,449             |

| DETAIL BY REVENUE CATEGORY<br>AND EXPENDITURE OBJECT | DEPARTMENT 70560 HEALTH<br>FUNCTION HEALTH & SANITATION<br>ACTIVITY HEALTH |                   | 2015-16<br>RECOMMENDED | 2015-16<br>ADOPTED |
|--|--|-------------------|------------------------|--------------------|
|  | 2013-14<br>ACTUAL  | 2014-15<br>ACTUAL |                        |                    |
| USE OF MONEY & PROPERTY                              | 1,088  | 1,817             | 500                    | 500                |
| STATE & FEDERAL AID                                  | 2,988,068  | 2,243,479         | 2,711,007              | 2,711,007          |
| CHARGES FOR SERVICES                                 | 394,211  | 442,553           | 530,607                | 530,607            |
| OTHER REVENUE  | 7,391  | 1,000             |                        |                    |
| TRANSFER   | 182,443  | 160,309           | 271,984                | 271,984            |
| TOTAL REVENUE  | 3,573,201  | 2,849,158         | 3,514,098              | 3,514,098          |
| SALARIES & BENEFITS                                  | 1,461,180  | 1,635,529         | 1,920,382              | 1,920,382          |
| SERVICES & SUPPLIES                                  | 1,493,904  | 1,054,878         | 1,966,130              | 1,966,130          |
| OTHER CHARGES  | 69,991   | 70,681            | 64,882                 | 64,882             |
| FIXED ASSETS   | 33,551   | 50,998            |                        |                    |
| TRANSFER OUT   | 34,701   | 34,701            | 34,701                 | 34,701             |
| TRANSFERS  | 179,963  | 246,468           | 245,653                | 245,653            |
| TOTAL EXPENDITURES/APPROPRIATIONS                    | 3,273,290  | 3,093,256         | 4,231,748              | 4,231,748          |
| NET COST   | -299,911   | 244,098           | 717,650                | 717,650            |

| DETAIL BY REVENUE CATEGORY<br>AND EXPENDITURE OBJECT | DEPARTMENT 70561 HLTH CDC BASE/PAN FLU<br>FUNCTION HEALTH & SANITATION<br>ACTIVITY HEALTH |                   |                        |                    |
|--|---|-------------------|------------------------|--------------------|
|  | 2013-14<br>ACTUAL   | 2014-15<br>ACTUAL | 2015-16<br>RECOMMENDED | 2015-16<br>ADOPTED |
| USE OF MONEY & PROPERTY                              | -9  | -93               |                        |                    |
| STATE & FEDERAL AID                                  | 84,691  | 70,663            | 177,085                | 177,085            |
| TRANSFER   |   |                   |                        |                    |
| TOTAL REVENUE  | 84,682  | 70,570            | 177,085                | 177,085            |
| SALARIES & BENEFITS                                  | 107,634   | 98,100            | 99,781                 | 99,781             |
| SERVICES & SUPPLIES                                  | 22,479  | 18,121            | 77,285                 | 77,285             |
| FIXED ASSETS   |   |                   |                        |                    |
| TRANSFER OUT   |   |                   |                        |                    |
| TOTAL EXPENDITURES/APPROPRIATIONS                    | 130,113   | 116,221           | 177,066                | 177,066            |
| NET COST   | 45,431  | 45,652            | -19                    | -19                |

| DETAIL BY REVENUE CATEGORY<br>AND EXPENDITURE OBJECT | DEPARTMENT 70566 HLTH- HPP<br>FUNCTION HEALTH & SANITATION<br>ACTIVITY HEALTH |                   | 2015-16<br>RECOMMENDED | 2015-16<br>ADOPTED |
|--|---|-------------------|------------------------|--------------------|
|  | 2013-14<br>ACTUAL   | 2014-15<br>ACTUAL |                        |                    |
| USE OF MONEY & PROPERTY                              | -110  | -127              |                        |                    |
| STATE & FEDERAL AID                                  | 187,849   | 175,583           | 131,029                | 131,029            |
| TRANSFER   |   |                   |                        |                    |
| TOTAL REVENUE  | 187,739   | 175,456           | 131,029                | 131,029            |
| SALARIES & BENEFITS                                  | 80,090  | 83,075            | 88,418                 | 88,418             |
| SERVICES & SUPPLIES                                  | 47,019  | 45,695            | 40,779                 | 40,779             |
| COMMUNICATIONS                                       |   |                   |                        |                    |
| FIXED ASSETS   |   |                   |                        |                    |
| TRANSFER OUT   |   |                   |                        |                    |
| TRANSFERS  | 2,000   | 2,000             | 2,000                  | 2,000              |
| TOTAL EXPENDITURES/APPROPRIATIONS                    | 129,109   | 130,770           | 131,197                | 131,197            |
| NET COST   | -58,630   | -44,686           | 168                    | 168                |

DEPARTMENT 70567 \*\*CLSD\*\*HLTH- H1N1 (HPP)  
FUNCTION HEALTH & SANITATION  
ACTIVITY HEALTH

| DETAIL BY REVENUE CATEGORY<br>AND EXPENDITURE OBJECT | 2013-14<br>ACTUAL | 2014-15<br>ACTUAL | 2015-16<br>RECOMMENDED | 2015-16<br>ADOPTED |
|--|-------------------|-------------------|------------------------|--------------------|
| USE OF MONEY & PROPERTY                              |                   |                   |                        |                    |
| TOTAL REVENUE  |                   |                   |                        |                    |
| SERVICES & SUPPLIES                                  |                   |                   |                        |                    |
| TOTAL EXPENDITURES/APPROPRIATIONS                    |                   |                   |                        |                    |
| NET COST   |                   |                   |                        |                    |

DEPARTMENT 70568 \*\*CLSD\*\*HLTH - PHER  
FUNCTION HEALTH & SANITATION  
ACTIVITY HEALTH

| DETAIL BY REVENUE CATEGORY<br>AND EXPENDITURE OBJECT | 2013-14<br>ACTUAL | 2014-15<br>ACTUAL | 2015-16<br>RECOMMENDED | 2015-16<br>ADOPTED |
|--|-------------------|-------------------|------------------------|--------------------|
| USE OF MONEY & PROPERTY                              |                   |                   |                        |                    |
| TOTAL REVENUE  |                   |                   |                        |                    |
| SALARIES & BENEFITS                                  |                   |                   |                        |                    |
| SERVICES & SUPPLIES                                  |                   |                   |                        |                    |
| TOTAL EXPENDITURES/APPROPRIATIONS                    |                   |                   |                        |                    |
| NET COST   |                   |                   |                        |                    |

DEPARTMENT 70569 MENTAL HEALTH BEHAVIORAL  
 FUNCTION HEALTH & SANITATION  
 ACTIVITY HEALTH

| DETAIL BY REVENUE CATEGORY<br>AND EXPENDITURE OBJECT | 2013-14<br>ACTUAL | 2014-15<br>ACTUAL | 2015-16<br>RECOMMENDED | 2015-16<br>ADOPTED |
|--|-------------------|-------------------|------------------------|--------------------|
| USE OF MONEY & PROPERTY                              | -10               | -158              |                        |                    |
| STATE & FEDERAL AID                                  |                   |                   |                        |                    |
| TRANSFER   | 81,738            |                   |                        |                    |
| TOTAL REVENUE  | 81,727            | -158              |                        |                    |
| SALARIES & BENEFITS                                  | 66,233            | 61,582            | 70,417                 | 70,417             |
| SERVICES & SUPPLIES                                  | 15,505            | 10,088            | 44,648                 | 44,648             |
| TOTAL EXPENDITURES/APPROPRIATIONS                    | 81,738            | 71,670            | 115,065                | 115,065            |
| NET COST   | 10                | 71,828            | 115,065                | 115,065            |

| DETAIL BY REVENUE CATEGORY<br>AND EXPENDITURE OBJECT | DEPARTMENT 70570 MNTH HLTH<br>FUNCTION HEALTH & SANITATION<br>ACTIVITY HEALTH |                   |                        |                    |
|--|---|-------------------|------------------------|--------------------|
|  | 2013-14<br>ACTUAL   | 2014-15<br>ACTUAL | 2015-16<br>RECOMMENDED | 2015-16<br>ADOPTED |
| USE OF MONEY & PROPERTY                              | 14,969  | 23,548            | 20,800                 | 20,800             |
| STATE & FEDERAL AID                                  | 1,183,084   | 1,426,206         | 1,282,707              | 1,282,707          |
| CHARGES FOR SERVICES                                 | 9,711   | 10,308            | 23,000                 | 23,000             |
| OTHER REVENUE  | 6,188   | 2,313             | 900                    | 900                |
| TRANSFER   | 667,579   | 1,128,959         | 1,258,031              | 1,258,031          |
| TOTAL REVENUE  | 1,881,531   | 2,591,333         | 2,585,438              | 2,585,438          |
| SALARIES & BENEFITS                                  | 1,075,823   | 1,388,081         | 1,395,210              | 1,395,210          |
| SERVICES & SUPPLIES                                  | 585,934   | 885,007           | 1,335,113              | 1,335,113          |
| OTHER CHARGES  |   |                   |                        |                    |
| FIXED ASSETS   |   | 95,272            | 105,000                | 105,000            |
| TRANSFER OUT   | 2,204   | 2,204             | 2,204                  | 2,204              |
| TRANSFERS  | 371,235   | 67,693            | 399,012                | 399,012            |
| TOTAL EXPENDITURES/APPROPRIATIONS                    | 2,035,196   | 2,438,256         | 3,236,539              | 3,236,539          |
| NET COST   | 153,665   | -153,077          | 651,101                | 651,101            |



| DETAIL BY REVENUE CATEGORY<br>AND EXPENDITURE OBJECT | DEPARTMENT 70571 M.H. MHSA<br>FUNCTION HEALTH & SANITATION<br>ACTIVITY HEALTH |                   |                        |                    |
|--|---|-------------------|------------------------|--------------------|
|  | 2013-14<br>ACTUAL   | 2014-15<br>ACTUAL | 2015-16<br>RECOMMENDED | 2015-16<br>ADOPTED |
| USE OF MONEY & PROPERTY                              | 11,801  | 22,251            | 17,851                 | 17,851             |
| STATE & FEDERAL AID                                  | 1,919,735   | 1,478,690         | 1,131,820              | 1,131,820          |
| OTHER REVENUE  | 27  |                   |                        |                    |
| TRANSFER   |   |                   |                        |                    |
| TOTAL REVENUE  | 1,931,563   | 1,500,940         | 1,149,671              | 1,149,671          |
| SALARIES & BENEFITS                                  | 381,235   | 455,403           | 844,919                | 844,919            |
| SERVICES & SUPPLIES                                  | 180,207   | 1,533,620         | 2,085,252              | 2,085,252          |
| FIXED ASSETS   |   | 158,566           | 64,000                 | 64,000             |
| TRANSFERS  | 128,925   | 335,848           | 441,703                | 441,703            |
| TOTAL EXPENDITURES/APPROPRIATIONS                    | 690,367   | 2,483,437         | 3,435,874              | 3,435,874          |
| NET COST   | -1,241,196  | 982,497           | 2,286,203              | 2,286,203          |

DEPARTMENT 70571A M.H. MHSA INN  
 FUNCTION HEALTH & SANITATION  
 ACTIVITY HEALTH

| DETAIL BY REVENUE CATEGORY<br>AND EXPENDITURE OBJECT | 2013-14<br>ACTUAL | 2014-15<br>ACTUAL | 2015-16<br>RECOMMENDED | 2015-16<br>ADOPTED |
|--|-------------------|-------------------|------------------------|--------------------|
| SERVICES & SUPPLIES                                  |                   | 116,000           | 327,000                | 327,000            |
| TRANSFERS  |                   |                   | 32,700                 | 32,700             |
| TOTAL EXPENDITURES/APPROPRIATIONS                    |                   | 116,000           | 359,700                | 359,700            |
| NET COST   |                   | 116,000           | 359,700                | 359,700            |

| DETAIL BY REVENUE CATEGORY<br>AND EXPENDITURE OBJECT | DEPARTMENT 70573 MSHA PEI<br>FUNCTION HEALTH & SANITATION<br>ACTIVITY HEALTH |                   |                        |                    |
|--|--|-------------------|------------------------|--------------------|
|  | 2013-14<br>ACTUAL  | 2014-15<br>ACTUAL | 2015-16<br>RECOMMENDED | 2015-16<br>ADOPTED |
| STATE & FEDERAL AID                                  | 479,934  | 369,672           | 316,583                | 316,583            |
| TRANSFER   |  |                   |                        |                    |
| TOTAL REVENUE  | 479,934  | 369,672           | 316,583                | 316,583            |
| SALARIES & BENEFITS                                  | 92,920   | 33,375            | 10,043                 | 10,043             |
| SERVICES & SUPPLIES                                  | 63,554   | 99,638            | 338,799                | 338,799            |
| TRANSFERS  | 12,000   | 252,118           | 251,961                | 251,961            |
| TOTAL EXPENDITURES/APPROPRIATIONS                    | 168,474  | 385,131           | 600,803                | 600,803            |
| NET COST   | -311,459   | 15,459            | 284,220                | 284,220            |

|  | DEPARTMENT 70574 SIERRA HSE BRD/CR<br>FUNCTION HEALTH & SANITATION<br>ACTIVITY HEALTH |                   |                        |                    |
|--|---|-------------------|------------------------|--------------------|
| DETAIL BY REVENUE CATEGORY<br>AND EXPENDITURE OBJECT | 2013-14<br>ACTUAL   | 2014-15<br>ACTUAL | 2015-16<br>RECOMMENDED | 2015-16<br>ADOPTED |
| USE OF MONEY & PROPERTY                              | -8  | -29               | 50                     | 50                 |
| CHARGES FOR SERVICES                                 | 182,464   | 169,729           | 178,000                | 178,000            |
| TRANSFER   | 357,592   | 93,420            | 349,567                | 349,567            |
| TOTAL REVENUE  | 540,048   | 263,121           | 527,617                | 527,617            |
| SALARIES & BENEFITS                                  | 362,055   | 393,945           | 413,378                | 413,378            |
| SERVICES & SUPPLIES                                  | 81,050  | 115,565           | 139,986                | 139,986            |
| FIXED ASSETS   | 7,359   | 29,546            | 73,500                 | 73,500             |
| TOTAL EXPENDITURES/APPROPRIATIONS                    | 450,465   | 539,056           | 626,864                | 626,864            |
| NET COST   | -89,583   | 275,935           | 99,247                 | 99,247             |

DEPARTMENT 70575 SAMHSA M.H.  
 FUNCTION HEALTH & SANITATION  
 ACTIVITY HEALTH

| DETAIL BY REVENUE CATEGORY<br>AND EXPENDITURE OBJECT | 2013-14<br>ACTUAL | 2014-15<br>ACTUAL | 2015-16<br>RECOMMENDED | 2015-16<br>ADOPTED |
|--|-------------------|-------------------|------------------------|--------------------|
| USE OF MONEY & PROPERTY                              | -90               | -248              |                        |                    |
| STATE & FEDERAL AID                                  | 138,666           | 175,963           | 246,989                | 246,989            |
| CHARGES FOR SERVICES                                 | 1,033             | 991               | 500                    | 500                |
| TRANSFER   |                   |                   |                        |                    |
| TOTAL REVENUE  | 139,609           | 176,706           | 247,489                | 247,489            |
| SALARIES & BENEFITS                                  | 114,005           | 111,224           | 131,003                | 131,003            |
| SERVICES & SUPPLIES                                  | 42,654            | 35,310            | 46,985                 | 46,985             |
| TRANSFERS  |                   |                   |                        |                    |
| TOTAL EXPENDITURES/APPROPRIATIONS                    | 156,660           | 146,533           | 177,988                | 177,988            |
| NET COST   | 17,050            | -30,172           | -69,501                | -69,501            |

DEPARTMENT 70576 MHPA EHR TECHNOLOGY  
 FUNCTION HEALTH & SANITATION  
 ACTIVITY HEALTH

| DETAIL BY REVENUE CATEGORY<br>AND EXPENDITURE OBJECT | 2013-14<br>ACTUAL | 2014-15<br>ACTUAL | 2015-16<br>RECOMMENDED | 2015-16<br>ADOPTED |
|--|-------------------|-------------------|------------------------|--------------------|
| STATE & FEDERAL AID                                  |                   |                   |                        |                    |
| TOTAL REVENUE  |                   |                   |                        |                    |
| SALARIES & BENEFITS                                  | 3,426             |                   |                        |                    |
| SERVICES & SUPPLIES                                  | 116,288           | 7,101             |                        |                    |
| FIXED ASSETS   |                   |                   |                        |                    |
| TOTAL EXPENDITURES/APPROPRIATIONS                    | 119,714           | 7,101             |                        |                    |
| NET COST   | 119,714           | 7,101             |                        |                    |

DEPARTMENT 70577 CAL-WRKS M.H.  
 FUNCTION HEALTH & SANITATION  
 ACTIVITY HEALTH

| DETAIL BY REVENUE CATEGORY<br>AND EXPENDITURE OBJECT | 2013-14<br>ACTUAL | 2014-15<br>ACTUAL | 2015-16<br>RECOMMENDED | 2015-16<br>ADOPTED |
|--|-------------------|-------------------|------------------------|--------------------|
| USE OF MONEY & PROPERTY                              | -21               | -86               |                        |                    |
| STATE & FEDERAL AID                                  |                   |                   |                        |                    |
| CHARGES FOR SERVICES                                 | 28,491            |                   |                        |                    |
| TRANSFER   |                   |                   | 77,445                 | 77,445             |
| TOTAL REVENUE  | 28,470            | -86               | 77,445                 | 77,445             |
| SALARIES & BENEFITS                                  | 24,068            | 12,361            | 75,939                 | 75,939             |
| SERVICES & SUPPLIES                                  | 4,441             | 1,177             | 1,374                  | 1,374              |
| TOTAL EXPENDITURES/APPROPRIATIONS                    | 28,509            | 13,538            | 77,313                 | 77,313             |
| NET COST   | 38                | 13,625            | -132                   | -132               |

DEPARTMENT 70578 WRAP AROUND PRG.  
 FUNCTION HEALTH & SANITATION  
 ACTIVITY HEALTH

| DETAIL BY REVENUE CATEGORY<br>AND EXPENDITURE OBJECT | 2013-14<br>ACTUAL | 2014-15<br>ACTUAL | 2015-16<br>RECOMMENDED | 2015-16<br>ADOPTED |
|--|-------------------|-------------------|------------------------|--------------------|
| USE OF MONEY & PROPERTY                              | 139               | 202               | 165                    | 165                |
| TRANSFER   | 59,578            | 52,137            | 94,323                 | 94,323             |
| TOTAL REVENUE  | 59,717            | 52,339            | 94,488                 | 94,488             |
| SALARIES & BENEFITS                                  | 57,747            | 44,340            | 47,925                 | 47,925             |
| SERVICES & SUPPLIES                                  | 9,189             | 3,178             | 46,287                 | 46,287             |
| TOTAL EXPENDITURES/APPROPRIATIONS                    | 66,937            | 47,518            | 94,212                 | 94,212             |
| NET COST   | 7,220             | -4,821            | -276                   | -276               |



DEPARTMENT 70579 MSA-WRKFR ED TRN  
 FUNCTION HEALTH & SANITATION  
 ACTIVITY HEALTH

| DETAIL BY REVENUE CATEGORY<br>AND EXPENDITURE OBJECT | 2013-14<br>ACTUAL | 2014-15<br>ACTUAL | 2015-16<br>RECOMMENDED | 2015-16<br>ADOPTED |
|--|-------------------|-------------------|------------------------|--------------------|
| STATE & FEDERAL AID                                  |                   |                   |                        |                    |
| TOTAL REVENUE  |                   |                   |                        |                    |
| SALARIES & BENEFITS                                  | 9,815             | 4,951             | 8,539                  | 8,539              |
| SERVICES & SUPPLIES                                  | 28,076            | 37,226            | 266,228                | 266,228            |
| TOTAL EXPENDITURES/APPROPRIATIONS                    | 37,890            | 42,177            | 274,767                | 274,767            |
| NET COST   | 37,890            | 42,177            | 274,767                | 274,767            |

| DETAIL BY REVENUE CATEGORY<br>AND EXPENDITURE OBJECT | DEPARTMENT 70580 ALCOHOL & DRUG<br>FUNCTION HEALTH & SANITATION<br>ACTIVITY HEALTH |                   |                        |                    |
|--|--|-------------------|------------------------|--------------------|
|  | 2013-14<br>ACTUAL  | 2014-15<br>ACTUAL | 2015-16<br>RECOMMENDED | 2015-16<br>ADOPTED |
| FINES & PENALTIES                                    | 3,650  | 3,555             | 3,500                  | 3,500              |
| USE OF MONEY & PROPERTY                              | 23   |                   |                        |                    |
| STATE & FEDERAL AID                                  | 525,216  | 416,164           | 445,538                | 445,538            |
| CHARGES FOR SERVICES                                 | 14,167   | 36,442            | 11,900                 | 11,900             |
| OTHER REVENUE  | 900  | 1,950             | 1,000                  | 1,000              |
| TRANSFER   | 152,852  | 128,825           | 146,200                | 146,200            |
| TOTAL REVENUE  | 696,808  | 586,935           | 608,138                | 608,138            |
| SALARIES & BENEFITS                                  | 171,373  | 384,369           | 461,939                | 461,939            |
| SERVICES & SUPPLIES                                  | 317,340  | 109,137           | 42,550                 | 42,550             |
| TRANSFERS  | 106,539  | 33,150            |                        |                    |
| TOTAL EXPENDITURES/APPROPRIATIONS                    | 595,251  | 526,656           | 504,489                | 504,489            |
| NET COST   | -101,557   | -60,279           | -103,649               | -103,649           |

DEPARTMENT 70582 DRINK/DRIVE PROG  
FUNCTION HEALTH & SANITATION  
ACTIVITY HEALTH

| DETAIL BY REVENUE CATEGORY<br>AND EXPENDITURE OBJECT | 2013-14<br>ACTUAL | 2014-15<br>ACTUAL | 2015-16<br>RECOMMENDED | 2015-16<br>ADOPTED |
|--|-------------------|-------------------|------------------------|--------------------|
| CHARGES FOR SERVICES                                 | 19                | 30                |                        |                    |
| TOTAL REVENUE  | 19                | 30                |                        |                    |
| SERVICES & SUPPLIES                                  |                   | 1,270             |                        |                    |
| TRANSFERS  |                   |                   |                        |                    |
| TOTAL EXPENDITURES/APPROPRIATIONS                    |                   | 1,270             |                        |                    |
| NET COST   | -19               | 1,240             |                        |                    |

DEPARTMENT 70587 A&D PROP 36  
FUNCTION HEALTH & SANITATION  
ACTIVITY HEALTH

| DETAIL BY REVENUE CATEGORY<br>AND EXPENDITURE OBJECT | 2013-14<br>ACTUAL | 2014-15<br>ACTUAL | 2015-16<br>RECOMMENDED | 2015-16<br>ADOPTED |
|--|-------------------|-------------------|------------------------|--------------------|
| CHARGES FOR SERVICES                                 | 203               |                   |                        |                    |
| TOTAL REVENUE  | 203               |                   |                        |                    |
| SERVICES & SUPPLIES                                  |                   | 203               |                        |                    |
| TOTAL EXPENDITURES/APPROPRIATIONS                    |                   | 203               |                        |                    |
| NET COST   | -203              | 203               |                        |                    |

| DETAIL BY REVENUE CATEGORY<br>AND EXPENDITURE OBJECT | DEPARTMENT 70590 SOCIAL SRVC<br>FUNCTION PUBLIC ASSISTANCE<br>ACTIVITY ADMINISTRATION |                   | 2015-16<br>RECOMMENDED | 2015-16<br>ADOPTED |
|--|---|-------------------|------------------------|--------------------|
|  | 2013-14<br>ACTUAL   | 2014-15<br>ACTUAL |                        |                    |
| USE OF MONEY & PROPERTY                              | 519   |                   | 300                    | 300                |
| STATE & FEDERAL AID                                  | 3,327,306   | 4,869,684         | 6,184,280              | 6,184,280          |
| OTHER REVENUE  | 36,281  | 38,521            | 25,900                 | 25,900             |
| TRANSFER   | 1,722,138   | 2,530,484         | 1,681,404              | 1,681,404          |
| TOTAL REVENUE  | 5,086,245   | 7,438,689         | 7,891,884              | 7,891,884          |
| SALARIES & BENEFITS                                  | 2,308,552   | 2,472,137         | 2,794,603              | 2,794,603          |
| SERVICES & SUPPLIES                                  | 1,141,870   | 1,222,044         | 1,787,344              | 1,787,344          |
| OTHER CHARGES  | 113,663   | 121,396           | 161,508                | 161,508            |
| FIXED ASSETS   | 26,752  | 66,701            | 75,000                 | 75,000             |
| TRANSFER OUT   | 11,564  | 11,564            | 11,563                 | 11,563             |
| TRANSFERS  |   | 3,553             | 15,000                 | 15,000             |
| TOTAL EXPENDITURES/APPROPRIATIONS                    | 3,602,401   | 3,897,396         | 4,845,018              | 4,845,018          |
| NET COST   | -1,483,844  | -3,541,293        | -3,046,866             | -3,046,866         |

| DETAIL BY REVENUE CATEGORY<br>AND EXPENDITURE OBJECT | DEPARTMENT 70591 PUBLIC AUTHORITY<br>FUNCTION PUBLIC ASSISTANCE<br>ACTIVITY ADMINISTRATION |                   |                        |                    |
|--|--|-------------------|------------------------|--------------------|
|  | 2013-14<br>ACTUAL  | 2014-15<br>ACTUAL | 2015-16<br>RECOMMENDED | 2015-16<br>ADOPTED |
| STATE & FEDERAL AID                                  | 260,743  | 242,022           | 212,088                | 212,088            |
| OTHER REVENUE  |  |                   |                        |                    |
| TRANSFER   |  |                   | 77,000                 | 77,000             |
| TOTAL REVENUE  | 260,743  | 242,022           | 289,088                | 289,088            |
| SERVICES & SUPPLIES                                  | 223,305  | 139,528           | 288,403                | 288,403            |
| TOTAL EXPENDITURES/APPROPRIATIONS                    | 223,305  | 139,528           | 288,403                | 288,403            |
| NET COST   | -37,438  | -102,495          | -685                   | -685               |

DEPARTMENT 70593 SS - REALIGNMENT  
 FUNCTION PUBLIC ASSISTANCE  
 ACTIVITY ADMINISTRATION

| DETAIL BY REVENUE CATEGORY<br>AND EXPENDITURE OBJECT | 2013-14<br>ACTUAL | 2014-15<br>ACTUAL | 2015-16<br>RECOMMENDED | 2015-16<br>ADOPTED |
|--|-------------------|-------------------|------------------------|--------------------|
| USE OF MONEY & PROPERTY                              | 8,487             | 18,107            | 10,000                 | 10,000             |
| STATE & FEDERAL AID                                  | 1,640,629         | 468,460           | 270,000                | 270,000            |
| TRANSFER   | 728,074           | 599,080           | 420,984                | 420,984            |
| TOTAL REVENUE  | 2,377,189         | 1,085,647         | 700,984                | 700,984            |
| SERVICES & SUPPLIES                                  | 117               | 58                | 59                     | 59                 |
| TRANSFERS  |                   | 1,141,105         | 700,925                | 700,925            |
| TOTAL EXPENDITURES/APPROPRIATIONS                    | 117               | 1,141,163         | 700,984                | 700,984            |
| NET COST   | -2,377,072        | 55,516            |                        |                    |

| DETAIL BY REVENUE CATEGORY<br>AND EXPENDITURE OBJECT | DEPARTMENT 70594 SOC SVC ASSTNC<br>FUNCTION PUBLIC ASSISTANCE<br>ACTIVITY ADMINISTRATION |                   |                        |                    |
|--|--|-------------------|------------------------|--------------------|
|  | 2013-14<br>ACTUAL  | 2014-15<br>ACTUAL | 2015-16<br>RECOMMENDED | 2015-16<br>ADOPTED |
| STATE & FEDERAL AID                                  | 957,663  | 1,435,526         | 1,401,978              | 1,401,978          |
| OTHER REVENUE  | 60,242   | 25,118            | 25,000                 | 25,000             |
| TRANSFER   |  | 1,151,467         | 1,369,325              | 1,369,325          |
| TOTAL REVENUE  | 1,017,905  | 2,612,111         | 2,796,303              | 2,796,303          |
| SERVICES & SUPPLIES                                  | 18,358   | -10,062           | -9,039                 | -9,039             |
| OTHER CHARGES  | 3,573,923  | 3,745,027         | 3,852,441              | 3,852,441          |
| TOTAL EXPENDITURES/APPROPRIATIONS                    | 3,592,281  | 3,734,965         | 3,843,402              | 3,843,402          |
| NET COST   | 2,574,376  | 1,122,854         | 1,047,099              | 1,047,099          |



| DETAIL BY REVENUE CATEGORY<br>AND EXPENDITURE OBJECT | DEPARTMENT 70630 DRUG COURT (A&D)<br>FUNCTION HEALTH & SANITATION<br>ACTIVITY HEALTH |                   | 2015-16<br>RECOMMENDED | 2015-16<br>ADOPTED |
|--|--|-------------------|------------------------|--------------------|
|  | 2013-14<br>ACTUAL  | 2014-15<br>ACTUAL |                        |                    |
| STATE & FEDERAL AID                                  |  |                   |                        |                    |
| TRANSFER   | 190,096  | 239,171           | 190,000                | 190,000            |
| TOTAL REVENUE  | 190,096  | 239,171           | 190,000                | 190,000            |
| SALARIES & BENEFITS                                  |  | 30,291            | 32,242                 | 32,242             |
| SERVICES & SUPPLIES                                  | 5,065  | 35,967            | 136,545                | 136,545            |
| FIXED ASSETS   | 44,996   |                   |                        |                    |
| TRANSFERS  | 168,573  | 108,335           | 35,000                 | 35,000             |
| TOTAL EXPENDITURES/APPROPRIATIONS                    | 218,635  | 174,593           | 203,787                | 203,787            |
| NET COST   | 28,539   | -64,578           | 13,787                 | 13,787             |

| OPERATING DETAIL                         | 2013-14<br>ACTUAL | 2014-15<br>ACTUAL | FUND TITLE             | UNEMPLOYMENT INS RESRV |
|--|-------------------|-------------------|------------------------|------------------------|
|  |                   |                   | SERVICE ACTIVITY       | INSURANCE<br>FUND 0154 |
|  |                   |                   | 2015-16<br>RECOMMENDED | 2015-16<br>ADOPTED     |
| <b>OPERATING REVENUE</b>                 |                   |                   |                        |                        |
| PREMIUMS                                 | 84,842            | 170,000           | 180,000                | 180,000                |
| TOTAL OPERATING REVENUE                  | 84,842            | 170,000           | 180,000                | 180,000                |
| <b>OPERATING EXPENSES</b>                |                   |                   |                        |                        |
| SERVICES & SUPPLIES                      | 133,559           | 82,705            | 140,016                | 140,016                |
| TOTAL OPERATING EXPENSES                 | 133,559           | 82,705            | 140,016                | 140,016                |
| OPERATING INCOME (LOSS)                  | -48,717           | 87,295            | 39,984                 | 39,984                 |
| <b>NON-OPERATING REVENUES (EXPENSES)</b> |                   |                   |                        |                        |
| INTEREST                                 | 172               | 246               | 0                      | 0                      |
| TOTAL NON-OPERATING REVENUES (EXP)       | 172               | 246               | 0                      | 0                      |
| INCOME BEFORE CONTRIBUTIONS/TRNSFRS      | -48,544           | 87,541            | 39,984                 | 39,984                 |
| CAPITAL CONTRIBUTIONS                    | 0                 | 0                 | 0                      | 0                      |
| TRANSFERS IN/OUT                         | 0                 | 0                 | 0                      | 0                      |
| CHANGE IN NET ASSETS                     | -48,544           | 87,541            | 39,984                 | 39,984                 |
| NET ASSETS-BEGINNING BALANCE             | 128,605           | 80,061            | 167,602                | 167,602                |
| NET ASSETS-ENDING BALANCE                | 80,061            | 167,602           | 207,586                | 207,586                |

| OPERATING DETAIL                         | 2013-14<br>ACTUAL | 2014-15<br>ACTUAL | FUND TITLE             | WC/LIAB INSURANCE      |
|--|-------------------|-------------------|------------------------|------------------------|
|  |                   |                   | SERVICE ACTIVITY       | INSRUANCE<br>FUND 0156 |
|  |                   |                   | 2015-16<br>RECOMMENDED | 2015-16<br>ADOPTED     |
| <b>OPERATING REVENUE</b>                 |                   |                   |                        |                        |
| PREMIUMS                                 | 1,654,400         | 1,339,719         | 1,776,484              | 1,776,484              |
| REIMBURSEMENTS                           | 0                 | 0                 | 0                      | 0                      |
| TOTAL OPERATING REVENUE                  | 1,654,400         | 1,339,719         | 1,776,484              | 1,776,484              |
| <b>OPERATING EXPENSES</b>                |                   |                   |                        |                        |
| SERVICES & SUPPLIES                      | 1,551,930         | 1,330,457         | 1,769,501              | 1,769,501              |
| TOTAL OPERATING EXPENSES                 | 1,551,930         | 1,330,457         | 1,769,501              | 1,769,501              |
| OPERATING INCOME (LOSS)                  | 102,469           | 9,262             | 6,983                  | 6,983                  |
| <b>NON-OPERATING REVENUES (EXPENSES)</b> |                   |                   |                        |                        |
| INTEREST                                 | 396               | 357               | 0                      | 0                      |
| TOTAL NON-OPERATING REVENUES (EXP)       | 396               | 357               | 0                      | 0                      |
| INCOME BEFORE CONTRIBUTIONS/TRNSFRS      | 102,866           | 9,619             | 6,983                  | 6,983                  |
| Transfers-In/ (Out)                      | -59,151           | 0                 |                        |                        |
| CHANGE IN NET ASSETS                     | 43,715            | 9,619             | 6,983                  | 6,983                  |
| NET ASSETS-BEGINNING BALANCE             | 946,587           | 990,302           | 999,921                | 999,921                |
| NET ASSETS-ENDING BALANCE                | 990,302           | 999,921           | 1,006,904              | 1,006,904              |

| OPERATING DETAIL                         | 2013-14<br>ACTUAL | 2014-15<br>ACTUAL | FUND TITLE             | OPEB ISF           |
|--|-------------------|-------------------|------------------------|--------------------|
|  |                   |                   | SERVICE ACTIVITY       | OPEB<br>FUND 0159  |
|  |                   |                   | 2015-16<br>RECOMMENDED | 2015-16<br>ADOPTED |
| <b>OPERATING REVENUE</b>                 |                   |                   |                        |                    |
| PREMIUMS                                 | 245,934           | 245,459           | 245,934                | 245,934            |
| REIMBURSEMENTS                           | 0                 | 0                 | 0                      | 0                  |
| TOTAL OPERATING REVENUE                  | 245,934           | 245,459           | 245,934                | 245,934            |
| <b>OPERATING EXPENSES</b>                |                   |                   |                        |                    |
| SERVICES & SUPPLIES                      | 245,934           | 245,459           | 245,934                | 245,934            |
| TOTAL OPERATING EXPENSES                 | 245,934           | 245,459           | 245,934                | 245,934            |
| OPERATING INCOME (LOSS)                  | 0                 | 0                 | 0                      | 0                  |
| <b>NON-OPERATING REVENUES (EXPENSES)</b> |                   |                   |                        |                    |
| INTEREST                                 | 0                 | 0                 | 0                      | 0                  |
| TOTAL NON-OPERATING REVENUES (EXP)       | 0                 | 0                 | 0                      | 0                  |
| INCOME BEFORE CONTRIBUTIONS/TRNSFRS      | 0                 | 0                 | 0                      | 0                  |
| Transfers-In/ (Out)                      |                   |                   |                        |                    |
| CHANGE IN NET ASSETS                     | 0                 | 0                 | 0                      | 0                  |
| NET ASSETS-BEGINNING BALANCE             | 0                 | 0                 | 0                      | 0                  |
| NET ASSETS-ENDING BALANCE                | 0                 | 0                 | 0                      | 0                  |

| OPERATING DETAIL                                      | FUND TITLE<br>SERVICE ACTIVITY |                   |                        |                    |
|---|--------------------------------|-------------------|------------------------|--------------------|
|   | 2013-14<br>ACTUAL              | 2014-15<br>ACTUAL | 2015-16<br>RECOMMENDED | 2015-16<br>ADOPTED |
| <b>OPERATING REVENUE</b>                              |                                |                   |                        |                    |
| CHARGES FOR SERVICES                                  | 197,883                        | 217,938           | 249,200                | 249,200            |
| TOTAL OPERATING REVENUE                               | 197,883                        | 217,938           | 249,200                | 249,200            |
| <b>OPERATING EXPENSES</b>                             |                                |                   |                        |                    |
| SALARIES & BENEFITS                                   | 0                              | 3,620             | 5,383                  | 5,383              |
| SERVICES & SUPPLIES                                   | 193,732                        | 244,818           | 247,546                | 247,546            |
| DEPRECIATION  | 0                              | 0                 | 0                      | 0                  |
| FIXED ASSET   | 4,380                          | 0                 | 20,000                 | 20,000             |
| TOTAL OPERATING EXPENSES                              | 198,112                        | 248,438           | 272,929                | 272,929            |
| OPERATING INCOME (LOSS)                               | -230                           | -30,500           | -23,729                | -23,729            |
| <b>NON-OPERATING REVENUES (EXPENSES)</b>              |                                |                   |                        |                    |
| INTEREST  | 6,228                          | 9,498             | 7,000                  | 7,000              |
| OTHER   | 0                              | 841               | 250                    | 250                |
| TOTAL NON-OPERATING REVENUES (EXP)                    | 6,228                          | 10,339            | 7,250                  | 7,250              |
| INCOME BEFORE CONTRIBUTIONS/TRNSFRS                   | 5,998                          | -20,161           | -16,479                | -16,479            |
| CLOSURE/POSTCLOSURE RECORDABLE<br>TRANSFERS-IN/ (OUT) | 0<br>-95,555                   | 0<br>-63,793      | 0<br>-51,721           | 0<br>-51,721       |
| CHANGE IN NET ASSETS                                  | -89,556                        | -83,954           | -68,200                | -68,200            |
| NET ASSETS-BEGINNING BALANCE                          | 1,359,093                      | 1,269,537         | 1,185,583              | 1,185,583          |
| NET ASSETS-ENDING BALANCE                             | 1,269,537                      | 1,185,583         | 1,117,383              | 1,117,383          |

| OPERATING DETAIL                         | 2013-14<br>ACTUAL | 2014-15<br>ACTUAL | FUND TITLE             | AIRPORTS             |
|--|-------------------|-------------------|------------------------|----------------------|
|  |                   |                   | SERVICE ACTIVITY       | AIRPORT<br>FUND 0110 |
|  |                   |                   | 2015-16<br>RECOMMENDED | 2015-16<br>ADOPTED   |
| <b>OPERATING REVENUE</b>                 |                   |                   |                        |                      |
| CHARGES FOR SERVICES                     | 17,282            | 20,284            | 25,399                 | 25,399               |
| SALE OF FUEL                             | 139,890           | 292,547           | 356,619                | 356,619              |
| STATE & FEDERAL FUNDING                  | 30,000            | 1,032,080         | 3,729,657              | 3,729,657            |
| TIMBER TAX                               | 2,558             | 2,953             | 4,100                  | 4,100                |
| TOTAL OPERATING REVENUE                  | 189,730           | 1,347,864         | 4,115,775              | 4,115,775            |
| <b>OPERATING EXPENSES</b>                |                   |                   |                        |                      |
| SALARY & BENEFITS                        | 106,636           | 101,601           | 137,988                | 137,988              |
| SERVICES & SUPPLIES                      | 195,442           | 307,820           | 358,409                | 358,409              |
| DEPRECIATION                             | 0                 | 0                 | 0                      | 0                    |
| FIXED ASSET                              | 0                 | 957,576           | 7,023,376              | 7,023,376            |
| CONTINGENCY                              | 0                 | 0                 | 202,548                | 202,548              |
| TOTAL OPERATING EXPENSES                 | 302,078           | 1,366,997         | 7,722,321              | 7,722,321            |
| OPERATING INCOME (LOSS)                  | -112,349          | -19,133           | -3,606,546             | -3,606,546           |
| <b>NON-OPERATING REVENUES (EXPENSES)</b> |                   |                   |                        |                      |
| INTEREST                                 | 73                | 396               | 465                    | 465                  |
| RENTS & CONCESSIONS                      | 106,166           | 110,346           | 102,799                | 102,799              |
| TOTAL NON-OPERATING REVENUES (EXP)       | 106,238           | 110,742           | 103,264                | 103,264              |
| INCOME BEFORE CONTRIBUTIONS/TRNSFRS      | -6,110            | 91,609            | -3,503,282             | -3,503,282           |
| TRANSFERS-IN/ (OUT)                      | 20,000            | 0                 | 0                      | 0                    |
| CHANGE IN NET ASSETS                     | 13,890            | 91,609            | -3,503,282             | -3,503,282           |
| NET ASSETS-BEGINNING BALANCE             | 5,942,534         | 5,956,424         | 6,048,033              | 6,048,033            |
| NET ASSETS-ENDING BALANCE                | 5,956,424         | 6,048,033         | 2,544,751              | 2,544,751            |

| OPERATING DETAIL                         | FUND TITLE<br>SERVICE ACTIVITY |                   |                        | P.C. TRNST ATH<br>TRANSIT<br>FUND 0115 |
|--|--------------------------------|-------------------|------------------------|--|
|  | 2013-14<br>ACTUAL              | 2014-15<br>ACTUAL | 2015-16<br>RECOMMENDED | 2015-16<br>ADOPTED                     |
| <b>OPERATING REVENUE</b>                 |                                |                   |                        |  |
| CONTRIBUTIONS OTHER AGENCIES             | 145,891                        | 367,860           | 575,000                | 575,000                                |
| TOTAL OPERATING REVENUE                  | 145,891                        | 367,860           | 575,000                | 575,000                                |
| <b>OPERATING EXPENSES</b>                |                                |                   |                        |  |
| SERVICES & SUPPLIES                      | 18,541                         | 313,141           | 575,000                | 575,000                                |
| DEPRECIATION                             | 0                              | 0                 | 0                      | 0                                      |
| FIXED ASSET                              | 0                              | 0                 | 0                      | 0                                      |
| TOTAL OPERATING EXPENSES                 | 18,541                         | 313,141           | 575,000                | 575,000                                |
| OPERATING INCOME (LOSS)                  | 127,350                        | 54,719            | 0                      | 0                                      |
| <b>NON-OPERATING REVENUES (EXPENSES)</b> |                                |                   |                        |  |
| INTEREST                                 | 0                              | 0                 | 0                      | 0                                      |
| TOTAL NON-OPERATING REVENUES (EXP)       | 0                              | 0                 | 0                      | 0                                      |
| INCOME BEFORE CONTRIBUTIONS/TRNSFRS      | 127,350                        | 54,719            | 0                      | 0                                      |
| TRANSFERS-IN/(OUT)                       | 0                              | 0                 | 0                      | 0                                      |
| CHANGE IN NET ASSETS                     | 127,350                        | 54,719            | 0                      | 0                                      |
| NET ASSETS-BEGINNING BALANCE             | 444,294                        | 571,644           | 626,363                | 626,363                                |
| NET ASSETS-ENDING BALANCE                | 571,644                        | 626,363           | 626,363                | 626,363                                |

| OPERATING DETAIL                           | 2013-14<br>ACTUAL | 2014-15<br>ACTUAL | FUND TITLE             | CSA#12 SENIOR TRANS         |
|--|-------------------|-------------------|------------------------|-----------------------------|
|  |                   |                   | SERVICE ACTIVITY       | TRANSPORTATION<br>FUND 0116 |
|  |                   |                   | 2015-16<br>RECOMMENDED | 2015-16<br>ADOPTED          |
| <b>OPERATING REVENUE</b>                   |                   |                   |                        |                             |
| CONTRIBUTIONS OTHER AGENCIES               | 213,143           | 199,243           | 199,243                | 199,243                     |
| DONATIONS-CHARGES FOR SVC                  | 10,051            | 33,469            | 45,302                 | 45,302                      |
| STATE FUNDING                              | 44,424            | 30,720            | 30,000                 | 30,000                      |
| <b>TOTAL OPERATING REVENUE</b>             | <b>267,618</b>    | <b>263,432</b>    | <b>274,545</b>         | <b>274,545</b>              |
| <b>OPERATING EXPENSES</b>                  |                   |                   |                        |                             |
| SALARY & BENEFITS                          | 203,980           | 196,691           | 240,410                | 240,410                     |
| SERVICES & SUPPLIES                        | 42,789            | 48,544            | 67,227                 | 67,227                      |
| DEPRECIATION                               | 0                 | 0                 | 0                      | 0                           |
| <b>TOTAL OPERATING EXPENSES</b>            | <b>246,769</b>    | <b>245,235</b>    | <b>307,637</b>         | <b>307,637</b>              |
| <b>OPERATING INCOME (LOSS)</b>             | <b>20,849</b>     | <b>18,197</b>     | <b>-33,092</b>         | <b>-33,092</b>              |
| <b>NON-OPERATING REVENUES (EXPENSES)</b>   |                   |                   |                        |                             |
| INTEREST                                   | 1                 | 1                 | 0                      | 0                           |
| <b>TOTAL NON-OPERATING REVENUES (EXP)</b>  | <b>1</b>          | <b>1</b>          | <b>0</b>               | <b>0</b>                    |
| <b>INCOME BEFORE CONTRIBUTIONS/TRNSFRS</b> | <b>20,849</b>     | <b>18,198</b>     | <b>-33,092</b>         | <b>-33,092</b>              |
| TRANSFERS IN/(OUT)                         | -17,245           | 7,021             | 21,155                 | 21,155                      |
| TRANSFERS IN/(OUT)                         |                   | -18,463           | 0                      | 0                           |
| <b>CHANGE IN NET ASSETS</b>                | <b>3,604</b>      | <b>25,219</b>     | <b>-11,937</b>         | <b>-11,937</b>              |
| NET ASSETS-BEGINNING BALANCE               | 4,945             | 8,549             | 33,768                 | 33,768                      |
| NET ASSETS-ENDING BALANCE                  | 8,549             | 33,768            | 21,831                 | 21,831                      |

| DISTRICT NAME                      | TOTAL FINANCE SOURCES   |                                  |                                  | TOTAL FINANCE USES          |                   |                                  |                                   |
|------------------------------------|---|----------------------------------|----------------------------------|-----------------------------|-------------------|----------------------------------|-----------------------------------|
|                                    | FUND BALANCE<br>UNRSRVD/UNDSGNTD<br>June 30, 2015<br>ESTIMATE | DECREASES<br>TO RESRV/<br>DSGNTS | ADDITIONAL<br>FINANCE<br>SOURCES | TOTAL<br>FINANCE<br>SOURCES | FINANCING<br>USES | INCREASES<br>TO RESRV/<br>DSGNTS | TOTAL<br>FINANCE USES<br>ESTIMATE |
| <b>COUNTY AIR/FLOOD CONTROL</b>    |   |                                  |                                  |                             |                   |                                  |                                   |
| 0201 AIR POLLUTION CONTRL          | 48  | 0                                | 11,025                           | 11,073                      | 11,073            | 0                                | 11,073                            |
| 0208 PLUMAS FLOOD CONTROL          | 25,380  | 0                                | 5,714,714                        | 5,740,094                   | 5,740,094         | 0                                | 5,740,094                         |
| TOTAL CO AIR/FLOOD CONTROL         | 25,428  | 0                                | 5,725,739                        | 5,751,167                   | 5,751,167         | 0                                | 5,751,167                         |
| <b>LIGHTING DISTRICTS</b>          |   |                                  |                                  |                             |                   |                                  |                                   |
| 0202 CRESCENT MILLS LGHTNG         | 0   | 0                                | 2,019                            | 2,019                       | 2,019             | 0                                | 2,019                             |
| 0204 QUINCY LIGHTING               | 12,230  | 0                                | 29,085                           | 41,315                      | 41,315            | 0                                | 41,315                            |
| TOTAL LIGHTING DISTRICTS           | 12,230  | 0                                | 31,104                           | 43,334                      | 43,334            | 0                                | 43,334                            |
| <b>COMMUNITY SERVICE DISTRICTS</b> |   |                                  |                                  |                             |                   |                                  |                                   |
| 0206 BECKWOURTH CSD                | 24,043  | 0                                | 12,009                           | 36,052                      | 36,052            | 0                                | 36,052                            |
| 0221 WALKER RANCH CSD              | 989,092   | 0                                | 89,800                           | 1,078,892                   | 1,078,892         | 0                                | 1,078,892                         |
| 0223 GRIZZLY RANCH CSD             | 435,268   | 0                                | 361,300                          | 796,568                     | 796,568           | 0                                | 796,568                           |
| TOTAL COMMUNITY SERVICE DISTRICTS  | 1,448,403   | 0                                | 463,109                          | 1,911,512                   | 1,911,512         | 0                                | 1,911,512                         |
| <b>MISC DISTRICTS</b>              |   |                                  |                                  |                             |                   |                                  |                                   |
| 0215 CSA#11 AMBULANCE              | 0   | 0                                | 135,650                          | 135,650                     | 135,650           | 0                                | 135,650                           |
| 0219 MONTEREY WATER ISSUES         | 19,530  | 0                                | 0                                | 19,530                      | 19,530            | 0                                | 19,530                            |
| TOTAL MISC DISTRICTS               | 19,530  | 0                                | 135,650                          | 155,180                     | 155,180           | 0                                | 155,180                           |
| TOTAL SPECIAL DISTRICTS            | 1,505,591   | 0                                | 6,355,602                        | 7,861,193                   | 7,861,193         | 0                                | 7,861,193                         |



ACTUAL  
 ESTIMATED X

| DISTRICT NAME                     | TOTAL                         | LESS: FUND BALANCE-RSRVD/DSGNTD |           |              | FUND BALANCE     |
|-----------------------------------|-------------------------------|---------------------------------|-----------|--------------|------------------|
|                                   | FUND BALANCE<br>June 30, 2015 | ENCUMBRANCES                    | RESERVES  | DESIGNATIONS | UNRSRVD/UNDSGNTD |
| COUNTY AIR/FLOOD CONTROL          |                               |                                 |           |              |                  |
| 0201 AIR POLLUTION CONTRL         | 48                            | 0                               | 0         | 0            | 48               |
| 0208 PLUMAS FLOOD CONTROL         | 25,380                        | 0                               | 0         | 0            | 25,380           |
| TOTAL CO AIR/FLOOD CONTROL        | 25,428                        | 0                               | 0         | 0            | 25,428           |
| LIGHTING DISTRICTS                |                               |                                 |           |              |                  |
| 0202 CRESCENT MILLS LGHTNG        | 0                             | 0                               | 0         | 0            | 0                |
| 0204 QUINCY LIGHTING              | 12,230                        | 0                               | 0         | 0            | 12,230           |
| TOTAL LIGHTING DISTRICTS          | 12,230                        | 0                               | 0         | 0            | 12,230           |
| COMMUNITY SERVICE DISTRICTS       |                               |                                 |           |              |                  |
| 0206 BECKWOURTH CSD               | 24,043                        | 0                               | 0         | 0            | 24,043           |
| 0221 WALKER RANCH CSD             | 2,801,625                     | 0                               | 1,812,533 | 0            | 989,092          |
| 0223 GRIZZLY RANCH CSD            | 1,010,439                     | 0                               | 575,171   | 0            | 435,268          |
| TOTAL COMMUNITY SERVICE DISTRICTS | 3,836,107                     | 0                               | 2,387,704 | 0            | 1,448,403        |
| MISC DISTRICTS                    |                               |                                 |           |              |                  |
| 0215 CSA#11 AMBULANCE             | 0                             | 0                               | 0         | 0            | 0                |
| 0219 MONTEREY WATER ISSUES        | 19,530                        | 0                               | 0         | 0            | 19,530           |
| TOTAL MISC DISTRICTS              | 19,530                        | 0                               | 0         | 0            | 19,530           |
| TOTAL SPECIAL DISTRICTS           | 3,893,295                     | 0                               | 2,387,704 | 0            | 1,505,591        |

| DISTRICT NAME                        | RESERVES/<br>DSGNTNS | DECREASES   |         | INCREASES   |         | TOTAL<br>RSRV/DSGNTS<br>FOR BUGET YEAR |
|--------------------------------------|----------------------|-------------|---------|-------------|---------|--|
|                                      | June 30, 2015        | RECOMMENDED | ADOPTED | RECOMMENDED | ADOPTED |  |
| <b>COUNTY AIR/FLOOD CONTROL</b>      |                      |             |         |             |         |  |
| 0201 AIR POLLUTION CONTRL            | 0                    | 0           | 0       | 0           | 0       | 0                                      |
| 0208 PLUMAS FLOOD CONTROL            | 0                    | 0           | 0       | 0           | 0       | 0                                      |
| TOTAL CO AIR/FLOOD CONTROL           | 0                    | 0           | 0       | 0           | 0       | 0                                      |
| <b>LIGHTING DISTRICTS</b>            |                      |             |         |             |         |  |
| 0202 CRESCENT MILLS LGHTNG           | 0                    | 0           | 0       | 0           | 0       | 0                                      |
| 0204 QUINCY LIGHTING                 | 0                    | 0           | 0       | 0           | 0       | 0                                      |
| TOTAL BY LIGHTING DISTRICTS          | 0                    | 0           | 0       | 0           | 0       | 0                                      |
| <b>COMMUNITY SERVICE DISTRICTS</b>   |                      |             |         |             |         |  |
| 0206 BECKWOURTH CSD                  | 0                    | 0           | 0       | 0           | 0       | 0                                      |
| 0221 WALKER RANCH CSD                | 1,812,533            | 0           | 0       | 0           | 0       | 1,812,533                              |
| 0223 GRIZZLY RANCH CSD               | 575,171              | 0           | 0       | 0           | 0       | 575,171                                |
| TOTAL BY COMMUNITY SERVICE DISTRICTS | 2,387,704            | 0           | 0       | 0           | 0       | 2,387,704                              |
| <b>MISCELLANEOUS DISTRICTS</b>       |                      |             |         |             |         |  |
| 0215 CSA#11 AMBULANCE                | 0                    | 0           | 0       | 0           | 0       | 0                                      |
| 0219 MONTEREY WATER ISSUES           | 0                    | 0           | 0       | 0           | 0       | 0                                      |
| TOTAL BY MISCELLANEOUS DISTRICTS     | 0                    | 0           | 0       | 0           | 0       | 0                                      |
| TOTAL ALL FUNDS                      | 15,624,948           | 0           | 0       | 0           | 0       | 15,624,948                             |

| DETAIL BY REVENUE CATEGORY<br>AND EXPENDITURE OBJECT | AIR POLLUTION CONTROL |                   |                        |                    |
|--|-----------------------|-------------------|------------------------|--------------------|
|  | 2013-14<br>ACTUAL     | 2014-15<br>ACTUAL | 2015-16<br>RECOMMENDED | 2015-16<br>ADOPTED |
| USE OF MONEY & PROPERTY                              | 4                     | 4                 |                        |                    |
| TRANSFER   | 11,025                | 9,000             | 11,025                 | 11,025             |
| TOTAL REVENUE  | 11,029                | 9,004             | 11,025                 | 11,025             |
| SERVICES & SUPPLIES                                  | 9,670                 | 9,645             | 11,073                 | 11,073             |
| TOTAL EXPENDITURES/APPROPRIATIONS                    | 9,670                 | 9,645             | 11,073                 | 11,073             |
| NET COST   | -1,358                | 641               | 48                     | 48                 |

COUNTY OF PLUMAS  
 SPECIAL DISTRICTS AND OTHER AGENCIES  
 FINANCING SOURCES AND USES BY BUDGET UNIT BY OBJECT  
 FISCAL YEAR 2015-16

| DETAIL BY REVENUE CATEGORY<br>AND EXPENDITURE OBJECT | BECKWRTH CSA      |                   |                        |                    |
|--|-------------------|-------------------|------------------------|--------------------|
|  | 2013-14<br>ACTUAL | 2014-15<br>ACTUAL | 2015-16<br>RECOMMENDED | 2015-16<br>ADOPTED |
| TAX REVENUE  | 7,555             | 6,828             | 7,129                  | 7,129              |
| USE OF MONEY & PROPERTY                              | 40                | 20                | 20                     | 20                 |
| STATE & FEDERAL AID                                  | 75                | 66                | 60                     | 60                 |
| CHARGES FOR SERVICES                                 | 4,808             | 5,313             | 4,800                  | 4,800              |
| TOTAL REVENUE  | 12,477            | 12,227            | 12,009                 | 12,009             |
| SALARIES & BENEFITS                                  | 16,053            | 15,828            | 16,002                 | 16,002             |
| SERVICES & SUPPLIES                                  | 14,168            | 7,560             | 16,050                 | 16,050             |
| TRANSFERS  |                   | 3,149             | 4,000                  | 4,000              |
| CONTINGENCY  |                   |                   |                        |                    |
| TOTAL EXPENDITURES/APPROPRIATIONS                    | 30,221            | 26,537            | 36,052                 | 36,052             |
| NET COST   | 17,744            | 14,310            | 24,043                 | 24,043             |

CO.SVC.AREA#11-AMBULANCE

| DETAIL BY REVENUE CATEGORY<br>AND EXPENDITURE OBJECT | 2013-14<br>ACTUAL | 2014-15<br>ACTUAL | 2015-16<br>RECOMMENDED | 2015-16<br>ADOPTED |
|--|-------------------|-------------------|------------------------|--------------------|
| TAX REVENUE  | 105,624           | 104,647           | 134,250                | 134,250            |
| USE OF MONEY & PROPERTY                              | 9                 | 12                | 200                    | 200                |
| STATE & FEDERAL AID                                  | 1,007             | 983               | 1,200                  | 1,200              |
| TOTAL REVENUE  | 106,640           | 105,642           | 135,650                | 135,650            |
| SERVICES & SUPPLIES                                  | 101,234           | 104,929           | 135,650                | 135,650            |
| TOTAL EXPENDITURES/APPROPRIATIONS                    | 101,234           | 104,929           | 135,650                | 135,650            |
| NET COST   | -5,406            | -713              |                        |                    |

COUNTY OF PLUMAS  
 SPECIAL DISTRICTS AND OTHER AGENCIES  
 FINANCING SOURCES AND USES BY BUDGET UNIT BY OBJECT  
 FISCAL YEAR 2015-16

CRESCENT MILLS LIGHTING

| DETAIL BY REVENUE CATEGORY<br>AND EXPENDITURE OBJECT | 2013-14<br>ACTUAL | 2014-15<br>ACTUAL | 2015-16<br>RECOMMENDED | 2015-16<br>ADOPTED |
|--|-------------------|-------------------|------------------------|--------------------|
| TAX REVENUE  | 716               | 716               | 708                    | 708                |
| USE OF MONEY & PROPERTY                              | 1                 | 1                 |                        |                    |
| STATE & FEDERAL AID                                  | 7                 | 7                 |                        |                    |
| TRANSFER   | 2,128             |                   | 1,311                  | 1,311              |
| TOTAL REVENUE  | 2,852             | 723               | 2,019                  | 2,019              |
| SERVICES & SUPPLIES                                  | 3,107             | 1,226             | 2,019                  | 2,019              |
| TOTAL EXPENDITURES/APPROPRIATIONS                    | 3,107             | 1,226             | 2,019                  | 2,019              |
| NET COST   | 255               | 503               |                        |                    |

| DETAIL BY REVENUE CATEGORY<br>AND EXPENDITURE OBJECT | FLOOD CNTRL 0208  |                   |                        |                    |
|--|-------------------|-------------------|------------------------|--------------------|
|  | 2013-14<br>ACTUAL | 2014-15<br>ACTUAL | 2015-16<br>RECOMMENDED | 2015-16<br>ADOPTED |
| TAX REVENUE  | 84,484            | 84,293            | 79,090                 | 79,090             |
| USE OF MONEY & PROPERTY                              | -11               | 162               | 50                     | 50                 |
| STATE & FEDERAL AID                                  | 802               | 706               | 500                    | 500                |
| CHARGES FOR SERVICES                                 | 92,228            | 90,447            | 90,000                 | 90,000             |
| OTHER REVENUE  | 23,524            | 10,011            |                        |                    |
| TRANSFER   | 15,530            | 55,000            | 295,373                | 295,373            |
| TOTAL REVENUE  | 216,557           | 240,619           | 465,013                | 465,013            |
| SALARIES & BENEFITS                                  |                   | 3,783             | 11,086                 | 11,086             |
| SERVICES & SUPPLIES                                  | 200,090           | 241,181           | 474,433                | 474,433            |
| FIXED ASSETS   |                   |                   | 50,000                 | 50,000             |
| TRANSFERS  | 1,686             |                   |                        |                    |
| TOTAL EXPENDITURES/APPROPRIATIONS                    | 201,776           | 244,964           | 535,519                | 535,519            |
| NET COST   | -14,781           | 4,345             | 70,506                 | 70,506             |

FLOOD CNTRL 0208B

| DETAIL BY REVENUE CATEGORY<br>AND EXPENDITURE OBJECT | 2013-14<br>ACTUAL | 2014-15<br>ACTUAL | 2015-16<br>RECOMMENDED | 2015-16<br>ADOPTED |
|--|-------------------|-------------------|------------------------|--------------------|
| USE OF MONEY & PROPERTY                              | 179               | 331               |                        |                    |
| STATE & FEDERAL AID                                  | 1,042,191         | 825,850           | 5,249,701              | 5,249,701          |
| CHARGES FOR SERVICES                                 |                   |                   |                        |                    |
| OTHER REVENUE  | 7,485             | 4,170             |                        |                    |
| TRANSFER   | 5,000             |                   |                        |                    |
| TOTAL REVENUE  | 1,054,855         | 830,351           | 5,249,701              | 5,249,701          |
| SALARIES & BENEFITS                                  | 1,812             | 1,764             | 1,540                  | 1,540              |
| SERVICES & SUPPLIES                                  | 1,062,031         | 809,387           | 4,959,965              | 4,959,965          |
| TRANSFERS  |                   | 16,432            | 243,070                | 243,070            |
| TOTAL EXPENDITURES/APPROPRIATIONS                    | 1,063,842         | 827,583           | 5,204,575              | 5,204,575          |
| NET COST   | 8,987             | -2,768            | -45,126                | -45,126            |



COUNTY OF PLUMAS  
 SPECIAL DISTRICTS AND OTHER AGENCIES  
 FINANCING SOURCES AND USES BY BUDGET UNIT BY OBJECT  
 FISCAL YEAR 2015-16

| DETAIL BY REVENUE CATEGORY<br>AND EXPENDITURE OBJECT | GRIZZLY RANCH CSD |                   |                        |                    |
|--|-------------------|-------------------|------------------------|--------------------|
|  | 2013-14<br>ACTUAL | 2014-15<br>ACTUAL | 2015-16<br>RECOMMENDED | 2015-16<br>ADOPTED |
| TAX REVENUE  | 447,635           | 454,029           | 360,000                | 360,000            |
| USE OF MONEY & PROPERTY                              | 1,364             | 1,871             | 1,300                  | 1,300              |
| CHARGES FOR SERVICES                                 | 5,445             | 80                |                        |                    |
| TOTAL REVENUE  | 454,444           | 455,980           | 361,300                | 361,300            |
| SERVICES & SUPPLIES                                  | 458,682           | 434,963           | 676,568                | 676,568            |
| TRANSFERS  | 19,577            | 27,449            | 20,000                 | 20,000             |
| CONTINGENCY  |                   |                   | 100,000                | 100,000            |
| TOTAL EXPENDITURES/APPROPRIATIONS                    | 478,259           | 462,412           | 796,568                | 796,568            |
| NET COST   | 23,815            | 6,433             | 435,268                | 435,268            |

| DETAIL BY REVENUE CATEGORY<br>AND EXPENDITURE OBJECT | MONTEREY FORUM    |                   |                        |                    |
|--|-------------------|-------------------|------------------------|--------------------|
|  | 2013-14<br>ACTUAL | 2014-15<br>ACTUAL | 2015-16<br>RECOMMENDED | 2015-16<br>ADOPTED |
| USE OF MONEY & PROPERTY                              | 28                | 53                |                        |                    |
| CHARGES FOR SERVICES                                 |                   |                   |                        |                    |
| TRANSFER   | 3,875             |                   |                        |                    |
| TOTAL REVENUE  | 3,903             | 53                |                        |                    |
| SALARIES & BENEFITS                                  | 437               | 375               | 273                    | 273                |
| SERVICES & SUPPLIES                                  | 73                | 6                 | 19,257                 | 19,257             |
| CONTINGENCY  |                   |                   |                        |                    |
| TOTAL EXPENDITURES/APPROPRIATIONS                    | 510               | 381               | 19,530                 | 19,530             |
| NET COST   | -3,393            | 328               | 19,530                 | 19,530             |

| DETAIL BY REVENUE CATEGORY<br>AND EXPENDITURE OBJECT | QUINCY LIGHTING   |                   |                        |                    |
|--|-------------------|-------------------|------------------------|--------------------|
|  | 2013-14<br>ACTUAL | 2014-15<br>ACTUAL | 2015-16<br>RECOMMENDED | 2015-16<br>ADOPTED |
| TAX REVENUE  | 31,244            | 30,046            | 28,815                 | 28,815             |
| USE OF MONEY & PROPERTY                              | 45                | 29                | 20                     | 20                 |
| STATE & FEDERAL AID                                  | 305               | 288               | 250                    | 250                |
| CHARGES FOR SERVICES                                 | 80                | 10                |                        |                    |
| TOTAL REVENUE  | 31,674            | 30,373            | 29,085                 | 29,085             |
| SERVICES & SUPPLIES                                  | 48,013            | 41,146            | 41,315                 | 41,315             |
| TRANSFERS  |                   | 251               |                        |                    |
| TOTAL EXPENDITURES/APPROPRIATIONS                    | 48,013            | 41,398            | 41,315                 | 41,315             |
| NET COST   | 16,339            | 11,025            | 12,230                 | 12,230             |

COUNTY OF PLUMAS  
 SPECIAL DISTRICTS AND OTHER AGENCIES  
 FINANCING SOURCES AND USES BY BUDGET UNIT BY OBJECT  
 FISCAL YEAR 2015-16

| DETAIL BY REVENUE CATEGORY<br>AND EXPENDITURE OBJECT | WALKER RANCH      |                   |                        |                    |
|--|-------------------|-------------------|------------------------|--------------------|
|  | 2013-14<br>ACTUAL | 2014-15<br>ACTUAL | 2015-16<br>RECOMMENDED | 2015-16<br>ADOPTED |
| USE OF MONEY & PROPERTY                              | 3,405             | 5,170             | 3,800                  | 3,800              |
| CHARGES FOR SERVICES                                 | 93,995            | 108,152           | 86,000                 | 86,000             |
| OTHER REVENUE  |                   |                   |                        |                    |
| TOTAL REVENUE  | 97,400            | 113,322           | 89,800                 | 89,800             |
| SERVICES & SUPPLIES                                  | 160,762           | 134,933           | 202,892                | 202,892            |
| FIXED ASSETS   |                   |                   | 816,000                | 816,000            |
| TRANSFERS  | 9,915             | 10,686            | 15,000                 | 15,000             |
| CONTINGENCY  |                   |                   | 45,000                 | 45,000             |
| TOTAL EXPENDITURES/APPROPRIATIONS                    | 170,677           | 145,620           | 1,078,892              | 1,078,892          |
| NET COST   | 73,277            | 32,298            | 989,092                | 989,092            |

**TAX RATES**  
**TAX VALUES**  
**APPROPRIATION LIMITS**

---

---

RESOLUTION NO. 15- 8104

**A RESOLUTION ADOPTING THE BASIC TAX RATE FOR PLUMAS COUNTY AND THE RATES FOR THE PLUMAS UNIFIED SCHOOL DISTRICT AND THE PLUMAS DISTRICT HOSPITAL BONDS FOR FISCAL YEAR 2015/16**

**WHEREAS**, Government Code §29100 requires that the tax rates be set and approved by the Board of Supervisors.

**NOW, THEREFORE, BE IT RESOLVED** by the Board of Supervisors, County of Plumas, State of California, as follows:

The ad valorem property tax rate for Plumas County is 1% of the assessed value (\$1,000.00 per \$100,000 of assessed value) for the 2015/16 fiscal year, tax year 2015, with the bond rates to be ADDED to the 1% rate as follows:

The additional tax rates for the Plumas Unified School District Bond are affixed at 0.03166% of the Secured assessed value (\$31.66 per \$100,000 of assessed value) and 0.03316% of the Unsecured assessed value for the fiscal year 2015/16, tax year 2015.

The additional tax rates for the Plumas District Hospital Bond, as calculated and approved, by resolution, by the Plumas District Hospital's Board, are affixed at 0.02532% of the Secured assessed value (\$25.32 per \$100,000 of assessed value) and 0.02833% of the Unsecured assessed value for the fiscal year 2015/16, tax year 2015.

The additional tax rates for the Plumas Unified School District and Plumas District Hospital Bonds is affixed at 0.04032% (\$40.32 per \$100,000 of assessed value) of the assessed value of the Unitary/State Board Roll for the fiscal year 2015/16, tax year 2015.

The foregoing, Resolution No. 15-8104 was duly passed and adopted by the Board of Supervisors of the County of Plumas, State of California, at a regular meeting of said Board held on the 15<sup>th</sup> day of September, 2015 by the following vote:

**AYES:** SUPERVISORS THRALL, ENGEL, SIMPSON, SWOFFORD, GOSS

**NOES:** NONE

**ABSENT:** NONE



Chair, Board of Supervisors

**ATTEST:**  
  
Clerk of the Board of Supervisors

**PLUMAS HOSPITAL DISTRICT**

**RESOLUTION No. 2015-4**

**RESOLUTION OF THE BOARD OF DIRECTORS OF THE  
PLUMAS HOSPITAL DISTRICT  
GENERAL OBLIGATION BONDS SERIES A  
PROPERTY TAX RATE 2015-2016**

NOW, THEREFORE BE IT RESOLVED that the President and Secretary of the Board of the Plumas Hospital District Board of Directors are hereby authorized and empowered to take all actions necessary or appropriate:

1. To authorize the Plumas County Tax Assessor's office to set the 2015-2016 Property Tax Rate for the Plumas District Hospital General Obligation Bond Series A at \$0.0002532.

\*\*\*\*\*

PASSED AND ADOPTED this 9th day of September, 2015, by the following vote:

AYES: Bill Wickman  
Mark Satterfield MD  
Kathy Price


NAYES:

ABSENT: John Kimmel  
Valerie Flanigan



\_\_\_\_\_  
President, Board of Directors  
Plumas Hospital District

ATTEST:

  
\_\_\_\_\_  
Secretary, Board of Directors  
Plumas Hospital District



### Debt Service - Plumas Hospital District

| 2015/16 bond debt service              | 2015-16         |
|--|-----------------|
| 1 Total Debt                           | 186,066.00      |
| 2 Total left in fund after Aug 15 pymt | (44,292.18)     |
| 3 Unitary Portion                      | 0.00            |
| 4 Unsecured Portion                    | (8,349.25)      |
| 5 Total Debt for Secured Portion       | 133,424.57      |
| 6 Total Unsecured Value                | 33,872,214.00   |
| 7 Minus 13% delq rate                  | (4,403,387.82)  |
| 8 Unsec rate (prior yr sec rate)       | 0.02833%        |
| 9 Unsecured's portion                  | 8,349.25        |
| 10 Total Secured/utility Value         | 561,765,241.00  |
| 11 Plus HOE/HOX                        | 10,171,733.00   |
| 12 Minus 8% delq rate                  | (44,941,219.28) |
| 13 Total Value to collect on           | 526,995,754.72  |
| 14 Secured Debt Svc                    | 133,424.57      |
| 15 Secured Bond Rate                   | 0.02532%        |

**PLUMAS COUNTY**  
**DEBT SERVICE**  
*Measure A School Bond*  
**FY 2015/16 | Tax Year 2015**

|                                      |                            |
|--------------------------------------|----------------------------|
| FY 2015/16 Bond Debt Requirement     | \$ 1,197,987.50            |
| Unitary portion of Debt Service      | \$ 179,270.69              |
| <b>Total Debt</b>                    | <b>\$ 1,197,987.50</b>     |
| Total left in fund from Prior Year   | \$ (30,174.81)             |
| Unitary Portion                      | \$ (179,270.69)            |
| Unsecured Portion                    | \$ (27,038.42)             |
| <b>Total Debt for Secured</b>        | <b>\$ 961,503.58</b>       |
| <br>                                 |                            |
| Total Unsecured Value                | \$ 94,483,521.00           |
| Minus 13.7% Delinquent Rate          | \$ (12,944,242.38)         |
| Unsecured Rate (Prior Year Sec Rate) | 0.03316%                   |
| <b>Unsecured Portion</b>             | <b>\$ 27,038.42</b>        |
| <br>                                 |                            |
| Total Secured / Utility Value        | \$ 3,130,920,879.00        |
| Plus HOE                             | \$ 31,440,332.00           |
| Minus 4% Delinquent Rate             | \$ (125,236,835.16)        |
| <b>Total Value to collect on</b>     | <b>\$ 3,037,124,375.84</b> |
| <br>                                 |                            |
| Secured Debt Service                 | \$ 961,503.58              |
| <b>FY 2015/16 Secured Bond Rate</b>  | <b>0.03166%</b>            |

## Tax / Bond Rates

### Tax Year 2015 ~ FY 2015-16

|             |               | 1                           | a                             | b                               | c                           | d                                   | 2 (1+a+b+c+d)   | 3                                 | 4 (2x3)                            |
|-------------|---------------|-----------------------------|-------------------------------|---------------------------------|-----------------------------|-------------------------------------|-----------------|-----------------------------------|------------------------------------|
| Total TRA's | Tax Rate Area | Tax Code 00001 Prop 13 Rate | Tax Code 10020 Beckwourth CSA | Tax Code 10070 Measure A School | Tax Code 10075 Unitary Debt | Tax Code 10080 Plumas District Hos. | Total Tax Rates | 2015 Certified Values (Net Value) | TOTAL Tax Rates x Certified Values |
| 1           | 000-001       | 1.00000%                    | 0.00000%                      | 0.00000%                        | 0.04032%                    | 0.00000%                            | 1.04032%        | \$ 455,513,989                    | \$ 4,738,803.13                    |
| 2           | 000-002       | 1.00000%                    | 0.00000%                      | 0.00000%                        | 0.04032%                    | 0.00000%                            | 1.04032%        | \$ 58,541,722                     | \$ 609,021.24                      |
| 3           | 001-001       | 1.00000%                    | 0.00000%                      | 0.03166%                        | 0.00000%                    | 0.00000%                            | 1.03166%        | \$ 91,985,936                     | \$ 948,982.11                      |
| 4           | 001-002       | 1.00000%                    | 0.00000%                      | 0.03166%                        | 0.00000%                    | 0.00000%                            | 1.03166%        | \$ 507,338                        | \$ 5,234.00                        |
| 5           | 001-003       | 1.00000%                    | 0.00000%                      | 0.03166%                        | 0.00000%                    | 0.00000%                            | 1.03166%        |                                   | \$ -                               |
| 6           | 001-004       | 1.00000%                    | 0.00000%                      | 0.03166%                        | 0.00000%                    | 0.00000%                            | 1.03166%        | \$ 6,752,515                      | \$ 69,663.00                       |
| 7           | 001-005       | 1.00000%                    | 0.00000%                      | 0.03166%                        | 0.00000%                    | 0.00000%                            | 1.03166%        | \$ 343,886                        | \$ 3,547.73                        |
| 8           | 001-006       | 1.00000%                    | 0.00000%                      | 0.03166%                        | 0.00000%                    | 0.00000%                            | 1.03166%        | \$ 340,046                        | \$ 3,508.12                        |
| 9           | 001-007       | 1.00000%                    | 0.00000%                      | 0.03166%                        | 0.00000%                    | 0.00000%                            | 1.03166%        | \$ 466,295                        | \$ 4,810.58                        |
| 10          | 001-008       | 1.00000%                    | 0.00000%                      | 0.03166%                        | 0.00000%                    | 0.00000%                            | 1.03166%        | \$ 1,522,218                      | \$ 15,704.11                       |
| 11          | 001-009       | 1.00000%                    | 0.00000%                      | 0.03166%                        | 0.00000%                    | 0.00000%                            | 1.03166%        | \$ 1,437,950                      | \$ 14,834.75                       |
| 12          | 001-010       | 1.00000%                    | 0.00000%                      | 0.03166%                        | 0.00000%                    | 0.00000%                            | 1.03166%        | \$ 5,961                          | \$ 61.50                           |
| 13          | 001-013       | 1.00000%                    | 0.00000%                      | 0.03166%                        | 0.00000%                    | 0.00000%                            | 1.03166%        | \$ 26,693                         | \$ 275.38                          |
| 14          | 053-000       | 1.00000%                    | 0.00000%                      | 0.03166%                        | 0.00000%                    | 0.02532%                            | 1.05698%        | \$ 583,823                        | \$ 6,170.89                        |
| 15          | 053-001       | 1.00000%                    | 0.00000%                      | 0.03166%                        | 0.00000%                    | 0.00000%                            | 1.03166%        | \$ 4,082,710                      | \$ 42,119.69                       |
| 16          | 053-002       | 1.00000%                    | 0.00000%                      | 0.03166%                        | 0.00000%                    | 0.00000%                            | 1.03166%        | \$ 7,708,264                      | \$ 79,523.08                       |
| 17          | 053-003       | 1.00000%                    | 0.00000%                      | 0.03166%                        | 0.00000%                    | 0.02532%                            | 1.05698%        | \$ 56,726                         | \$ 599.58                          |
| 18          | 053-004       | 1.00000%                    | 0.00000%                      | 0.03166%                        | 0.00000%                    | 0.00000%                            | 1.03166%        | \$ 27,195,215                     | \$ 280,562.16                      |
| 19          | 053-005       | 1.00000%                    | 0.00000%                      | 0.03166%                        | 0.00000%                    | 0.02532%                            | 1.05698%        | \$ 944,021                        | \$ 9,978.11                        |
| 20          | 053-006       | 1.00000%                    | 0.00000%                      | 0.03166%                        | 0.00000%                    | 0.00000%                            | 1.03166%        | \$ 83,290                         | \$ 859.27                          |
| 21          | 053-007       | 1.00000%                    | 0.00000%                      | 0.03166%                        | 0.00000%                    | 0.00000%                            | 1.03166%        | \$ 3,159,345                      | \$ 32,593.70                       |
| 22          | 053-008       | 1.00000%                    | 0.00000%                      | 0.03166%                        | 0.00000%                    | 0.00000%                            | 1.03166%        | \$ 13,490,266                     | \$ 139,173.68                      |
| 23          | 053-009       | 1.00000%                    | 0.00000%                      | 0.03166%                        | 0.00000%                    | 0.02532%                            | 1.05698%        | \$ 2,893,112                      | \$ 30,579.62                       |
| 24          | 053-010       | 1.00000%                    | 0.00000%                      | 0.03166%                        | 0.00000%                    | 0.02532%                            | 1.05698%        | \$ 145,740,121                    | \$ 1,540,443.93                    |
| 25          | 053-011       | 1.00000%                    | 0.00000%                      | 0.03166%                        | 0.00000%                    | 0.00000%                            | 1.03166%        | \$ 16,721,155                     | \$ 172,505.47                      |
| 26          | 053-012       | 1.00000%                    | 0.00000%                      | 0.03166%                        | 0.00000%                    | 0.00000%                            | 1.03166%        | \$ 8,019,015                      | \$ 82,728.97                       |
| 27          | 053-013       | 1.00000%                    | 0.00000%                      | 0.03166%                        | 0.00000%                    | 0.00000%                            | 1.03166%        | \$ 73,903                         | \$ 762.43                          |
| 28          | 053-014       | 1.00000%                    | 0.00000%                      | 0.03166%                        | 0.00000%                    | 0.00000%                            | 1.03166%        | \$ 4,386,897                      | \$ 45,257.86                       |
| 29          | 053-015       | 1.00000%                    | 0.00000%                      | 0.03166%                        | 0.00000%                    | 0.02532%                            | 1.05698%        | \$ 75,888                         | \$ 802.12                          |
| 30          | 053-016       | 1.00000%                    | 0.00000%                      | 0.03166%                        | 0.00000%                    | 0.00000%                            | 1.03166%        | \$ 491,284,071                    | \$ 5,068,381.25                    |
| 31          | 053-017       | 1.00000%                    | 0.00000%                      | 0.03166%                        | 0.00000%                    | 0.00000%                            | 1.03166%        | \$ 77,553,619                     | \$ 800,089.67                      |
| 32          | 053-018       | 1.00000%                    | 0.00000%                      | 0.03166%                        | 0.00000%                    | 0.00000%                            | 1.03166%        | \$ 398,618                        | \$ 4,112.38                        |
| 33          | 053-019       | 1.00000%                    | 0.00000%                      | 0.03166%                        | 0.00000%                    | 0.00000%                            | 1.03166%        | \$ 3,847,157                      | \$ 39,689.58                       |
| 34          | 053-020       | 1.00000%                    | 0.00000%                      | 0.03166%                        | 0.00000%                    | 0.00000%                            | 1.03166%        | \$ 4,100,184                      | \$ 42,299.96                       |
| 35          | 053-021       | 1.00000%                    | 0.00000%                      | 0.03166%                        | 0.00000%                    | 0.00000%                            | 1.03166%        | \$ 877,797                        | \$ 9,055.88                        |
| 36          | 053-022       | 1.00000%                    | 0.00000%                      | 0.03166%                        | 0.00000%                    | 0.00000%                            | 1.03166%        | \$ 228,983                        | \$ 2,362.33                        |
| 37          | 053-023       | 1.00000%                    | 0.00000%                      | 0.03166%                        | 0.00000%                    | 0.00000%                            | 1.03166%        | \$ 628,223                        | \$ 6,481.13                        |
| 38          | 053-024       | 1.00000%                    | 0.00000%                      | 0.03166%                        | 0.00000%                    | 0.00000%                            | 1.03166%        | \$ 1,354,251                      | \$ 13,971.27                       |
| 39          | 053-025       | 1.00000%                    | 0.00000%                      | 0.03166%                        | 0.00000%                    | 0.00000%                            | 1.03166%        | \$ 799,543                        | \$ 8,248.57                        |
| 40          | 053-026       | 1.00000%                    | 0.00000%                      | 0.03166%                        | 0.00000%                    | 0.00000%                            | 1.03166%        | \$ 24,284,668                     | \$ 250,535.21                      |
| 41          | 053-027       | 1.00000%                    | 0.00000%                      | 0.03166%                        | 0.00000%                    | 0.00000%                            | 1.03166%        | \$ 6,870,742                      | \$ 70,882.70                       |
| 42          | 053-028       | 1.00000%                    | 0.00000%                      | 0.03166%                        | 0.00000%                    | 0.00000%                            | 1.03166%        | \$ 910,883                        | \$ 9,397.22                        |
| 43          | 053-029       | 1.00000%                    | 0.00000%                      | 0.03166%                        | 0.00000%                    | 0.00000%                            | 1.03166%        | \$ 2,638,774                      | \$ 27,223.18                       |
| 44          | 053-030       | 1.00000%                    | 0.00000%                      | 0.03166%                        | 0.00000%                    | 0.02532%                            | 1.05698%        | \$ 18,846,320                     | \$ 199,201.83                      |
| 45          | 053-031       | 1.00000%                    | 0.00000%                      | 0.03166%                        | 0.00000%                    | 0.02532%                            | 1.05698%        | \$ 23,342,997                     | \$ 246,730.81                      |
| 46          | 053-032       | 1.00000%                    | 0.00000%                      | 0.03166%                        | 0.00000%                    | 0.00000%                            | 1.03166%        | \$ 79,208,116                     | \$ 817,158.45                      |
| 47          | 053-033       | 1.00000%                    | 0.00000%                      | 0.03166%                        | 0.00000%                    | 0.02532%                            | 1.05698%        | \$ 1,761,988                      | \$ 18,623.86                       |
| 48          | 053-034       | 1.00000%                    | 0.00000%                      | 0.03166%                        | 0.00000%                    | 0.00000%                            | 1.03166%        | \$ 231,733                        | \$ 2,390.70                        |
| 49          | 053-035       | 1.00000%                    | 0.00000%                      | 0.03166%                        | 0.00000%                    | 0.00000%                            | 1.03166%        | \$ 29,381,546                     | \$ 303,117.66                      |

## Tax / Bond Rates

### Tax Year 2015 ~ FY 2015-16

|             |               | 1                           | a                             | b                               | c                           | d                                   | 2 (1+a+b+c+d)   | 3                                 | 4 (2x3)                            |
|-------------|---------------|-----------------------------|-------------------------------|---------------------------------|-----------------------------|-------------------------------------|-----------------|-----------------------------------|------------------------------------|
| Total TRA's | Tax Rate Area | Tax Code 00001 Prop 13 Rate | Tax Code 10020 Beckwourth CSA | Tax Code 10070 Measure A School | Tax Code 10075 Unitary Debt | Tax Code 10080 Plumas District Hos. | Total Tax Rates | 2015 Certified Values (Net Value) | TOTAL Tax Rates x Certified Values |
| 50          | 053-036       | 1.00000%                    | 0.00000%                      | 0.03166%                        | 0.00000%                    | 0.00000%                            | 1.03166%        | \$ 123,588,329                    | \$ 1,275,011.35                    |
| 51          | 053-037       | 1.00000%                    | 0.00000%                      | 0.03166%                        | 0.00000%                    | 0.00000%                            | 1.03166%        | \$ 1,392,605                      | \$ 14,366.95                       |
| 52          | 053-038       | 1.00000%                    | 0.00000%                      | 0.03166%                        | 0.00000%                    | 0.00000%                            | 1.03166%        | \$ 630,918                        | \$ 6,508.93                        |
| 53          | 053-039       | 1.00000%                    | 0.00000%                      | 0.03166%                        | 0.00000%                    | 0.00000%                            | 1.03166%        | \$ 16,762,857                     | \$ 172,935.69                      |
| 54          | 053-040       | 1.00000%                    | 0.00000%                      | 0.03166%                        | 0.00000%                    | 0.00000%                            | 1.03166%        | \$ 2,865,495                      | \$ 29,562.17                       |
| 55          | 053-041       | 1.00000%                    | 0.00000%                      | 0.03166%                        | 0.00000%                    | 0.02532%                            | 1.05698%        | \$ 987,786                        | \$ 10,440.70                       |
| 56          | 053-042       | 1.00000%                    | 0.00000%                      | 0.03166%                        | 0.00000%                    | 0.02532%                            | 1.05698%        | \$ 1,054,499                      | \$ 11,145.84                       |
| 57          | 053-043       | 1.00000%                    | 0.00000%                      | 0.03166%                        | 0.00000%                    | 0.02532%                            | 1.05698%        | \$ 32,268,539                     | \$ 341,072.00                      |
| 58          | 053-044       | 1.00000%                    | 0.00000%                      | 0.03166%                        | 0.00000%                    | 0.02532%                            | 1.05698%        |                                   | \$ -                               |
| 59          | 053-045       | 1.00000%                    | 0.00000%                      | 0.03166%                        | 0.00000%                    | 0.00000%                            | 1.03166%        | \$ 3,879,895                      | \$ 40,027.32                       |
| 60          | 053-046       | 1.00000%                    | 0.00000%                      | 0.03166%                        | 0.00000%                    | 0.00000%                            | 1.03166%        |                                   | \$ -                               |
| 61          | 053-047       | 1.00000%                    | 0.00000%                      | 0.03166%                        | 0.00000%                    | 0.02532%                            | 1.05698%        | \$ 103,287,817                    | \$ 1,091,731.57                    |
| 62          | 053-048       | 1.00000%                    | 0.00000%                      | 0.03166%                        | 0.00000%                    | 0.02532%                            | 1.05698%        | \$ 92,463,571                     | \$ 977,321.45                      |
| 63          | 053-049       | 1.00000%                    | 0.00000%                      | 0.03166%                        | 0.00000%                    | 0.00000%                            | 1.03166%        | \$ 238,056,307                    | \$ 2,455,931.70                    |
| 64          | 053-050       | 1.00000%                    | 0.00000%                      | 0.03166%                        | 0.00000%                    | 0.00000%                            | 1.03166%        | \$ 910,036                        | \$ 9,388.48                        |
| 65          | 053-051       | 1.00000%                    | 0.00000%                      | 0.03166%                        | 0.00000%                    | 0.02532%                            | 1.05698%        | \$ 5,513,365                      | \$ 58,275.17                       |
| 66          | 053-052       | 1.00000%                    | 0.00000%                      | 0.03166%                        | 0.00000%                    | 0.00000%                            | 1.03166%        | \$ 71,851,207                     | \$ 741,260.16                      |
| 67          | 053-053       | 1.00000%                    | 0.00000%                      | 0.03166%                        | 0.00000%                    | 0.00000%                            | 1.03166%        | \$ 10,844,537                     | \$ 111,878.75                      |
| 68          | 053-054       | 1.00000%                    | 0.00000%                      | 0.03166%                        | 0.00000%                    | 0.00000%                            | 1.03166%        | \$ 7,804,372                      | \$ 80,514.58                       |
| 69          | 053-055       | 1.00000%                    | 0.00000%                      | 0.03166%                        | 0.00000%                    | 0.00000%                            | 1.03166%        | \$ 10,241,523                     | \$ 105,657.70                      |
| 70          | 053-056       | 1.00000%                    | 0.00000%                      | 0.03166%                        | 0.00000%                    | 0.00000%                            | 1.03166%        | \$ 90,521,614                     | \$ 933,875.28                      |
| 71          | 053-057       | 1.00000%                    | 0.00000%                      | 0.03166%                        | 0.00000%                    | 0.00000%                            | 1.03166%        | \$ 1,236,798                      | \$ 12,759.55                       |
| 72          | 053-058       | 1.00000%                    | 0.00000%                      | 0.03166%                        | 0.00000%                    | 0.00000%                            | 1.03166%        | \$ 482,914                        | \$ 4,982.03                        |
| 73          | 053-059       | 1.00000%                    | 0.00000%                      | 0.03166%                        | 0.00000%                    | 0.00000%                            | 1.03166%        | \$ 832,424                        | \$ 8,587.79                        |
| 74          | 053-060       | 1.00000%                    | 0.00000%                      | 0.03166%                        | 0.00000%                    | 0.00000%                            | 1.03166%        | \$ 22,437,609                     | \$ 231,479.84                      |
| 75          | 053-061       | 1.00000%                    | 0.00000%                      | 0.03166%                        | 0.00000%                    | 0.00000%                            | 1.03166%        | \$ 821,550                        | \$ 8,475.60                        |
| 76          | 053-062       | 1.00000%                    | 0.00000%                      | 0.03166%                        | 0.00000%                    | 0.00000%                            | 1.03166%        | \$ 5,434,616                      | \$ 56,066.76                       |
| 77          | 053-063       | 1.00000%                    | 0.00000%                      | 0.03166%                        | 0.00000%                    | 0.02532%                            | 1.05698%        | \$ 37,554,112                     | \$ 396,939.45                      |
| 78          | 053-064       | 1.00000%                    | 0.00000%                      | 0.03166%                        | 0.00000%                    | 0.00000%                            | 1.03166%        | \$ 25,599,465                     | \$ 264,099.44                      |
| 79          | 053-065       | 1.00000%                    | 0.00000%                      | 0.03166%                        | 0.00000%                    | 0.02532%                            | 1.05698%        | \$ 153,797                        | \$ 1,625.60                        |
| 80          | 053-066       | 1.00000%                    | 0.00000%                      | 0.03166%                        | 0.00000%                    | 0.02532%                            | 1.05698%        | \$ 1,662,765                      | \$ 17,575.09                       |
| 81          | 053-067       | 1.00000%                    | 0.00000%                      | 0.03166%                        | 0.00000%                    | 0.02532%                            | 1.05698%        | \$ 4,702,828                      | \$ 49,707.95                       |
| 82          | 053-068       | 1.00000%                    | 0.00000%                      | 0.03166%                        | 0.00000%                    | 0.00000%                            | 1.03166%        | \$ 725,184                        | \$ 7,481.43                        |
| 83          | 053-069       | 1.00000%                    | 0.00000%                      | 0.03166%                        | 0.00000%                    | 0.00000%                            | 1.03166%        | \$ 62,049,879                     | \$ 640,143.78                      |
| 84          | 053-070       | 1.00000%                    | 0.00000%                      | 0.03166%                        | 0.00000%                    | 0.00000%                            | 1.03166%        | \$ 71,917,148                     | \$ 741,940.45                      |
| 85          | 053-071       | 1.00000%                    | 0.00000%                      | 0.03166%                        | 0.00000%                    | 0.00000%                            | 1.03166%        | \$ 64,215,489                     | \$ 662,485.51                      |
| 86          | 053-072       | 1.00000%                    | 0.00000%                      | 0.03166%                        | 0.00000%                    | 0.00000%                            | 1.03166%        | \$ 17,939,450                     | \$ 185,074.13                      |
| 87          | 053-073       | 1.00000%                    | 0.00000%                      | 0.03166%                        | 0.00000%                    | 0.00000%                            | 1.03166%        |                                   | \$ -                               |
| 88          | 053-074       | 1.00000%                    | 0.00000%                      | 0.03166%                        | 0.00000%                    | 0.02532%                            | 1.05698%        |                                   | \$ -                               |
| 89          | 053-075       | 1.00000%                    | 0.00000%                      | 0.03166%                        | 0.00000%                    | 0.00000%                            | 1.03166%        |                                   | \$ -                               |
| 90          | 053-076       | 1.00000%                    | 0.00000%                      | 0.03166%                        | 0.00000%                    | 0.00000%                            | 1.03166%        | \$ 32,266                         | \$ 332.88                          |
| 91          | 053-077       | 1.00000%                    | 0.00000%                      | 0.03166%                        | 0.00000%                    | 0.00000%                            | 1.03166%        | \$ 32,900,180                     | \$ 339,418.00                      |
| 92          | 053-078       | 1.00000%                    | 0.00000%                      | 0.03166%                        | 0.00000%                    | 0.02532%                            | 1.05698%        |                                   | \$ -                               |
| 93          | 053-079       | 1.00000%                    | 0.00000%                      | 0.03166%                        | 0.00000%                    | 0.00000%                            | 1.03166%        | \$ 18,541,840                     | \$ 191,288.75                      |
| 94          | 053-080       | 1.00000%                    | 0.00000%                      | 0.03166%                        | 0.00000%                    | 0.00000%                            | 1.03166%        | \$ 35,742,406                     | \$ 368,740.11                      |
| 95          | 053-081       | 1.00000%                    | 0.00000%                      | 0.03166%                        | 0.00000%                    | 0.00000%                            | 1.03166%        | \$ 15,928,433                     | \$ 164,327.27                      |
| 96          | 053-082       | 1.00000%                    | 0.00000%                      | 0.03166%                        | 0.00000%                    | 0.00000%                            | 1.03166%        | \$ 3,670,217                      | \$ 37,864.16                       |
| 97          | 053-083       | 1.00000%                    | 0.00000%                      | 0.03166%                        | 0.00000%                    | 0.02532%                            | 1.05698%        | \$ 33,035,821                     | \$ 349,182.02                      |
| 98          | 053-084       | 1.00000%                    | 0.00000%                      | 0.03166%                        | 0.00000%                    | 0.00000%                            | 1.03166%        |                                   | \$ -                               |

## Tax / Bond Rates

### Tax Year 2015 ~ FY 2015-16

| Total TRA's | Tax Rate Area | 1                           | a                             | b                               | c                           | d                                    | 2 (1+a+b+c+d)   | 3                                 | 4 (2x3)                            |
|-------------|---------------|-----------------------------|-------------------------------|---------------------------------|-----------------------------|--------------------------------------|-----------------|-----------------------------------|------------------------------------|
|             |               | Tax Code 00001 Prop 13 Rate | Tax Code 10020 Beckwourth CSA | Tax Code 10070 Measure A School | Tax Code 10075 Unitary Debt | Tax Code 10080 Plumias District Hos. | Total Tax Rates | 2015 Certified Values (Net Value) | TOTAL Tax Rates x Certified Values |
| 99          | 053-085       | 1.00000%                    | 0.00000%                      | 0.03166%                        | 0.00000%                    | 0.00000%                             | 1.03166%        |                                   | \$ -                               |
| 100         | 053-086       | 1.00000%                    | 0.00000%                      | 0.03166%                        | 0.00000%                    | 0.00000%                             | 1.03166%        | \$ 34,031,461                     | \$ 351,088.97                      |
| 101         | 053-087       | 1.00000%                    | 0.00000%                      | 0.03166%                        | 0.00000%                    | 0.00000%                             | 1.03166%        | \$ 90,867,488                     | \$ 937,443.53                      |
| 102         | 053-088       | 1.00000%                    | 0.00000%                      | 0.03166%                        | 0.00000%                    | 0.00000%                             | 1.03166%        | \$ 2,000,169                      | \$ 20,634.94                       |
| 103         | 053-089       | 1.00000%                    | 0.00000%                      | 0.03166%                        | 0.00000%                    | 0.00000%                             | 1.03166%        | \$ 38,714,047                     | \$ 399,397.34                      |
| 104         | 053-090       | 1.00000%                    | 0.00000%                      | 0.03166%                        | 0.00000%                    | 0.00000%                             | 1.03166%        | \$ 312,000                        | \$ 3,218.78                        |
| 105         | 053-091       | 1.00000%                    | 0.00000%                      | 0.03166%                        | 0.00000%                    | 0.00000%                             | 1.03166%        |                                   | \$ -                               |
| 106         | 053-092       | 1.00000%                    | 0.00000%                      | 0.03166%                        | 0.00000%                    | 0.02532%                             | 1.05698%        | \$ 10,538,832                     | \$ 111,393.35                      |
| 107         | 053-093       | 1.00000%                    | 0.00000%                      | 0.03166%                        | 0.00000%                    | 0.02532%                             | 1.05698%        | \$ 1,091,909                      | \$ 11,541.26                       |
| 108         | 053-094       | 1.00000%                    | 0.00000%                      | 0.03166%                        | 0.00000%                    | 0.00000%                             | 1.03166%        |                                   | \$ -                               |
| 109         | 053-095       | 1.00000%                    | 0.00000%                      | 0.03166%                        | 0.00000%                    | 0.00000%                             | 1.03166%        | \$ 571,934                        | \$ 5,900.41                        |
| 110         | 053-096       | 1.00000%                    | 0.00000%                      | 0.03166%                        | 0.00000%                    | 0.02532%                             | 1.05698%        | \$ 690,892                        | \$ 7,302.59                        |
| 111         | 053-097       | 1.00000%                    | 0.00000%                      | 0.03166%                        | 0.00000%                    | 0.02532%                             | 1.05698%        | \$ 831,497                        | \$ 8,788.76                        |
| 112         | 053-098       | 1.00000%                    | 0.00000%                      | 0.03166%                        | 0.00000%                    | 0.02532%                             | 1.05698%        | \$ 2,008,811                      | \$ 21,232.73                       |
| 113         | 053-099       | 1.00000%                    | 0.00000%                      | 0.03166%                        | 0.00000%                    | 0.00000%                             | 1.03166%        |                                   | \$ -                               |
| 114         | 053-100       | 1.00000%                    | 0.00000%                      | 0.03166%                        | 0.00000%                    | 0.00000%                             | 1.03166%        | \$ 347,752                        | \$ 3,587.62                        |
| 115         | 053-101       | 1.00000%                    | 0.00000%                      | 0.03166%                        | 0.00000%                    | 0.00000%                             | 1.03166%        | \$ 3,695,289                      | \$ 38,122.82                       |
| 116         | 053-102       | 1.00000%                    | 0.00000%                      | 0.03166%                        | 0.00000%                    | 0.00000%                             | 1.03166%        | \$ 15,213,412                     | \$ 156,950.69                      |
| 117         | 053-103       | 1.00000%                    | 0.00000%                      | 0.03166%                        | 0.00000%                    | 0.00000%                             | 1.03166%        | \$ 46,834                         | \$ 483.17                          |
| 118         | 053-104       | 1.00000%                    | 0.00000%                      | 0.03166%                        | 0.00000%                    | 0.00000%                             | 1.03166%        |                                   | \$ -                               |
| 119         | 053-105       | 1.00000%                    | 0.00000%                      | 0.03166%                        | 0.00000%                    | 0.02532%                             | 1.05698%        | \$ 3,351,663                      | \$ 35,426.41                       |
| 120         | 053-106       | 1.00000%                    | 0.00000%                      | 0.03166%                        | 0.00000%                    | 0.02532%                             | 1.05698%        | \$ 268,651                        | \$ 2,839.59                        |
| 121         | 053-107       | 1.00000%                    | 0.00000%                      | 0.03166%                        | 0.00000%                    | 0.00000%                             | 1.03166%        | \$ 1,579,218                      | \$ 16,292.16                       |
| 122         | 053-108       | 1.00000%                    | 0.00000%                      | 0.03166%                        | 0.00000%                    | 0.00000%                             | 1.03166%        | \$ 24,084                         | \$ 248.46                          |
| 123         | 053-109       | 1.00000%                    | 0.00000%                      | 0.03166%                        | 0.00000%                    | 0.00000%                             | 1.03166%        | \$ 172,357                        | \$ 1,778.14                        |
| 124         | 053-110       | 1.00000%                    | 0.00000%                      | 0.03166%                        | 0.00000%                    | 0.02532%                             | 1.05698%        | \$ 5,578,275                      | \$ 58,961.25                       |
| 125         | 053-111       | 1.00000%                    | 0.00000%                      | 0.03166%                        | 0.00000%                    | 0.00000%                             | 1.03166%        | \$ 372,000                        | \$ 3,837.78                        |
| 126         | 053-112       | 1.00000%                    | 0.00000%                      | 0.03166%                        | 0.00000%                    | 0.00000%                             | 1.03166%        |                                   | \$ -                               |
| 127         | 053-113       | 1.00000%                    | 0.00000%                      | 0.03166%                        | 0.00000%                    | 0.02532%                             | 1.05698%        | \$ 1,190,596                      | \$ 12,584.36                       |
| 128         | 053-114       | 1.00000%                    | 0.00000%                      | 0.03166%                        | 0.00000%                    | 0.00000%                             | 1.03166%        | \$ 667,088                        | \$ 6,882.08                        |
| 129         | 053-115       | 1.00000%                    | 0.00000%                      | 0.03166%                        | 0.00000%                    | 0.00000%                             | 1.03166%        | \$ 165,439                        | \$ 1,706.77                        |
| 130         | 053-116       | 1.00000%                    | 0.00000%                      | 0.03166%                        | 0.00000%                    | 0.02532%                             | 1.05698%        | \$ 4,457,064                      | \$ 47,110.28                       |
| 131         | 053-117       | 1.00000%                    | 0.00000%                      | 0.03166%                        | 0.00000%                    | 0.02532%                             | 1.05698%        | \$ 891,549                        | \$ 9,423.49                        |
| 132         | 053-118       | 1.00000%                    | 0.00000%                      | 0.03166%                        | 0.00000%                    | 0.00000%                             | 1.03166%        | \$ 119,308                        | \$ 1,230.85                        |
| 133         | 053-119       | 1.00000%                    | 0.00000%                      | 0.03166%                        | 0.00000%                    | 0.00000%                             | 1.03166%        | \$ 1,876,702                      | \$ 19,361.18                       |
| 134         | 053-120       | 1.00000%                    | 0.00000%                      | 0.03166%                        | 0.00000%                    | 0.00000%                             | 1.03166%        | \$ 67,087                         | \$ 692.11                          |
| 135         | 053-121       | 1.00000%                    | 0.00000%                      | 0.03166%                        | 0.00000%                    | 0.00000%                             | 1.03166%        | \$ 760,917                        | \$ 7,850.08                        |
| 136         | 053-122       | 1.00000%                    | 0.00000%                      | 0.03166%                        | 0.00000%                    | 0.00000%                             | 1.03166%        | \$ 21,370,668                     | \$ 220,472.63                      |
| 137         | 053-123       | 1.00000%                    | 0.00000%                      | 0.03166%                        | 0.00000%                    | 0.00000%                             | 1.03166%        | \$ 30,375,606                     | \$ 313,372.98                      |
| 138         | 053-124       | 1.00000%                    | 0.00000%                      | 0.03166%                        | 0.00000%                    | 0.00000%                             | 1.03166%        | \$ 4,195,679                      | \$ 43,285.14                       |
| 139         | 053-125       | 1.00000%                    | 0.00000%                      | 0.03166%                        | 0.00000%                    | 0.00000%                             | 1.03166%        | \$ 106,800                        | \$ 1,101.81                        |
| 140         | 053-126       | 1.00000%                    | 0.00000%                      | 0.03166%                        | 0.00000%                    | 0.00000%                             | 1.03166%        | \$ 4,620,571                      | \$ 47,668.58                       |
| 141         | 053-127       | 1.00000%                    | 0.00000%                      | 0.03166%                        | 0.00000%                    | 0.00000%                             | 1.03166%        | \$ 2,290,693                      | \$ 23,632.16                       |
| 142         | 053-128       | 1.00000%                    | 0.00000%                      | 0.03166%                        | 0.00000%                    | 0.00000%                             | 1.03166%        | \$ 467,489                        | \$ 4,822.90                        |
| 143         | 053-129       | 1.00000%                    | 0.00000%                      | 0.03166%                        | 0.00000%                    | 0.02532%                             | 1.05698%        |                                   | \$ -                               |
| 144         | 053-130       | 1.00000%                    | 0.00000%                      | 0.03166%                        | 0.00000%                    | 0.02532%                             | 1.05698%        | \$ 16,001,854                     | \$ 169,136.40                      |
| 145         | 053-131       | 1.00000%                    | 0.00000%                      | 0.03166%                        | 0.00000%                    | 0.02532%                             | 1.05698%        | \$ 952,559                        | \$ 10,068.36                       |
| 146         | 053-132       | 1.00000%                    | 0.00000%                      | 0.03166%                        | 0.00000%                    | 0.00000%                             | 1.03166%        | \$ 713,886                        | \$ 7,364.88                        |
| 147         | 053-133       | 1.00000%                    | 0.00000%                      | 0.03166%                        | 0.00000%                    | 0.02532%                             | 1.05698%        | \$ 3,299,356                      | \$ 34,873.53                       |

## Tax / Bond Rates

### Tax Year 2015 ~ FY 2015-16

| Total TRA's | Tax Rate Area | 1                           | a                             | b                               | c                           | d                                    | 2 (1+a+b+c+d)   | 3                                 | 4 (2x3)                            |
|-------------|---------------|-----------------------------|-------------------------------|---------------------------------|-----------------------------|--------------------------------------|-----------------|-----------------------------------|------------------------------------|
|             |               | Tax Code 00001 Prop 13 Rate | Tax Code 10020 Beckwourth CSA | Tax Code 10070 Measure A School | Tax Code 10075 Unitary Debt | Tax Code 10080 Plumlas District Hos. | Total Tax Rates | 2015 Certified Values (Net Value) | TOTAL Tax Rates x Certified Values |
| 148         | 053-134       | 1.00000%                    | 0.00000%                      | 0.03166%                        | 0.00000%                    | 0.00000%                             | 1.03166%        | \$ 2,655,467                      | \$ 27,395.39                       |
| 149         | 053-135       | 1.00000%                    | 0.00000%                      | 0.03166%                        | 0.00000%                    | 0.00000%                             | 1.03166%        | \$ 7,533,108                      | \$ 77,716.06                       |
| 150         | 053-136       | 1.00000%                    | 0.00000%                      | 0.03166%                        | 0.00000%                    | 0.02532%                             | 1.05698%        | \$ 1,416,532                      | \$ 14,972.46                       |
| 151         | 053-137       | 1.00000%                    | 0.00000%                      | 0.03166%                        | 0.00000%                    | 0.00000%                             | 1.03166%        | \$ 2,321,209                      | \$ 23,946.98                       |
| 152         | 053-138       | 1.00000%                    | 0.00000%                      | 0.03166%                        | 0.00000%                    | 0.00000%                             | 1.03166%        | \$ 6,561,898                      | \$ 67,696.48                       |
| 153         | 053-139       | 1.00000%                    | 0.00000%                      | 0.03166%                        | 0.00000%                    | 0.00000%                             | 1.03166%        | \$ 9,137,652                      | \$ 94,269.50                       |
| 154         | 053-140       | 1.00000%                    | 0.00000%                      | 0.03166%                        | 0.00000%                    | 0.00000%                             | 1.03166%        | \$ 1,097,263                      | \$ 11,320.02                       |
| 155         | 053-141       | 1.00000%                    | 0.00000%                      | 0.03166%                        | 0.00000%                    | 0.00000%                             | 1.03166%        | \$ 7,135,998                      | \$ 73,619.24                       |
| 156         | 053-142       | 1.00000%                    | 0.00000%                      | 0.03166%                        | 0.00000%                    | 0.00000%                             | 1.03166%        | \$ 4,184,878                      | \$ 43,173.71                       |
| 157         | 053-143       | 1.00000%                    | 0.00000%                      | 0.03166%                        | 0.00000%                    | 0.00000%                             | 1.03166%        | \$ 5,322,219                      | \$ 54,907.20                       |
| 158         | 053-144       | 1.00000%                    | 0.00000%                      | 0.03166%                        | 0.00000%                    | 0.00000%                             | 1.03166%        | \$ 394,321                        | \$ 4,068.05                        |
| 159         | 053-145       | 1.00000%                    | 0.00000%                      | 0.03166%                        | 0.00000%                    | 0.00000%                             | 1.03166%        | \$ 526,625                        | \$ 5,432.98                        |
| 160         | 053-146       | 1.00000%                    | 0.00000%                      | 0.03166%                        | 0.00000%                    | 0.00000%                             | 1.03166%        |                                   | \$ -                               |
| 161         | 053-147       | 1.00000%                    | 0.00000%                      | 0.03166%                        | 0.00000%                    | 0.00000%                             | 1.03166%        | \$ 11,112,939                     | \$ 114,647.75                      |
| 162         | 053-148       | 1.00000%                    | 0.00000%                      | 0.03166%                        | 0.00000%                    | 0.00000%                             | 1.03166%        | \$ 1,451,443                      | \$ 14,973.96                       |
| 163         | 053-149       | 1.00000%                    | 0.00000%                      | 0.03166%                        | 0.00000%                    | 0.00000%                             | 1.03166%        | \$ 96,021                         | \$ 990.61                          |
| 164         | 053-150       | 1.00000%                    | 0.00000%                      | 0.03166%                        | 0.00000%                    | 0.02532%                             | 1.05698%        | \$ 984,739                        | \$ 10,408.49                       |
| 165         | 053-151       | 1.00000%                    | 0.00000%                      | 0.03166%                        | 0.00000%                    | 0.00000%                             | 1.03166%        | \$ 73,948,835                     | \$ 762,900.55                      |
| 166         | 053-152       | 1.00000%                    | 0.00000%                      | 0.03166%                        | 0.00000%                    | 0.00000%                             | 1.03166%        | \$ 16,454,187                     | \$ 169,751.27                      |
| 167         | 053-153       | 1.00000%                    | 0.00000%                      | 0.03166%                        | 0.00000%                    | 0.00000%                             | 1.03166%        | \$ 647,154                        | \$ 6,676.43                        |
| 168         | 053-154       | 1.00000%                    | 0.00000%                      | 0.03166%                        | 0.00000%                    | 0.00000%                             | 1.03166%        | \$ 42,649,333                     | \$ 439,996.11                      |
| 169         | 053-155       | 1.00000%                    | 0.00000%                      | 0.03166%                        | 0.00000%                    | 0.00000%                             | 1.03166%        | \$ 1,939,406                      | \$ 20,008.08                       |
| 170         | 053-156       | 1.00000%                    | 0.00000%                      | 0.03166%                        | 0.00000%                    | 0.00000%                             | 1.03166%        | \$ 6,213                          | \$ 64.10                           |
| 171         | 053-157       | 1.00000%                    | 0.00000%                      | 0.03166%                        | 0.00000%                    | 0.00000%                             | 1.03166%        | \$ 89,961,225                     | \$ 928,093.97                      |
| 172         | 053-158       | 1.00000%                    | 0.00000%                      | 0.03166%                        | 0.00000%                    | 0.00000%                             | 1.03166%        | \$ 2,175,113                      | \$ 22,439.77                       |
| 173         | 053-159       | 1.00000%                    | 0.00000%                      | 0.03166%                        | 0.00000%                    | 0.00000%                             | 1.03166%        | \$ 872,724                        | \$ 9,003.54                        |
| 174         | 053-160       | 1.00000%                    | 0.00000%                      | 0.03166%                        | 0.00000%                    | 0.00000%                             | 1.03166%        | \$ 17,996,721                     | \$ 185,664.97                      |
| 175         | 053-161       | 1.00000%                    | 0.00000%                      | 0.03166%                        | 0.00000%                    | 0.00000%                             | 1.03166%        |                                   | \$ -                               |
| 176         | 053-162       | 1.00000%                    | 0.00000%                      | 0.03166%                        | 0.00000%                    | 0.00000%                             | 1.03166%        | \$ 10,530                         | \$ 108.63                          |
| 177         | 053-163       | 1.00000%                    | 0.00000%                      | 0.03166%                        | 0.00000%                    | 0.00000%                             | 1.03166%        | \$ 43,218                         | \$ 445.86                          |
| 178         | 053-164       | 1.00000%                    | 0.00000%                      | 0.03166%                        | 0.00000%                    | 0.00000%                             | 1.03166%        | \$ 6,394,947                      | \$ 65,974.11                       |
| 179         | 053-165       | 1.00000%                    | 0.00000%                      | 0.03166%                        | 0.00000%                    | 0.00000%                             | 1.03166%        | \$ 54,877                         | \$ 566.14                          |
| 180         | 053-166       | 1.00000%                    | 0.00000%                      | 0.03166%                        | 0.00000%                    | 0.00000%                             | 1.03166%        | \$ 533,723                        | \$ 5,506.21                        |
| 181         | 053-167       | 1.00000%                    | 0.00000%                      | 0.03166%                        | 0.00000%                    | 0.00000%                             | 1.03166%        |                                   | \$ -                               |
| 182         | 053-168       | 1.00000%                    | 0.00000%                      | 0.03166%                        | 0.00000%                    | 0.00000%                             | 1.03166%        | \$ 549,400                        | \$ 5,667.94                        |
| 183         | 053-169       | 1.00000%                    | 0.00000%                      | 0.03166%                        | 0.00000%                    | 0.00000%                             | 1.03166%        | \$ 939,384                        | \$ 9,691.25                        |
| 184         | 053-170       | 1.00000%                    | 0.00000%                      | 0.03166%                        | 0.00000%                    | 0.00000%                             | 1.03166%        | \$ 14,123                         | \$ 145.70                          |
| 185         | 053-171       | 1.00000%                    | 0.00000%                      | 0.03166%                        | 0.00000%                    | 0.00000%                             | 1.03166%        | \$ 21,666,346                     | \$ 223,523.03                      |
| 186         | 053-172       | 1.00000%                    | 0.00000%                      | 0.03166%                        | 0.00000%                    | 0.00000%                             | 1.03166%        | \$ 401,932                        | \$ 4,146.57                        |
| 187         | 053-173       | 1.00000%                    | 0.00000%                      | 0.03166%                        | 0.00000%                    | 0.00000%                             | 1.03166%        | \$ 4,266,251                      | \$ 44,013.21                       |
| 188         | 053-174       | 1.00000%                    | 0.00000%                      | 0.03166%                        | 0.00000%                    | 0.00000%                             | 1.03166%        | \$ 41,460                         | \$ 427.73                          |
| 189         | 053-175       | 1.00000%                    | 0.00000%                      | 0.03166%                        | 0.00000%                    | 0.00000%                             | 1.03166%        | \$ 262,939                        | \$ 2,712.64                        |
| 190         | 053-176       | 1.00000%                    | 0.00000%                      | 0.03166%                        | 0.00000%                    | 0.02532%                             | 1.05698%        | \$ 146,643                        | \$ 1,549.99                        |
| 191         | 053-177       | 1.00000%                    | 0.00000%                      | 0.03166%                        | 0.00000%                    | 0.00000%                             | 1.03166%        |                                   | \$ -                               |
| 192         | 053-178       | 1.00000%                    | 0.00000%                      | 0.03166%                        | 0.00000%                    | 0.00000%                             | 1.03166%        |                                   | \$ -                               |
| 193         | 053-179       | 1.00000%                    | 0.00000%                      | 0.03166%                        | 0.00000%                    | 0.00000%                             | 1.03166%        | \$ 7,416,135                      | \$ 76,509.30                       |
| 194         | 053-180       | 1.00000%                    | 0.00000%                      | 0.03166%                        | 0.00000%                    | 0.00000%                             | 1.03166%        | \$ 1,074,225                      | \$ 11,082.35                       |
| 195         | 053-181       | 1.00000%                    | 0.00000%                      | 0.03166%                        | 0.00000%                    | 0.00000%                             | 1.03166%        |                                   | \$ -                               |
| 196         | 053-182       | 1.00000%                    | 0.00000%                      | 0.03166%                        | 0.00000%                    | 0.02532%                             | 1.05698%        |                                   | \$ -                               |

## Tax / Bond Rates

### Tax Year 2015 ~ FY 2015-16

|             | <b>1</b>      | <b>a</b>                    | <b>b</b>                      | <b>c</b>                        | <b>d</b>                    | <b>2 (1+a+b+c+d)</b>                | <b>3</b>        | <b>4 (2x3)</b>                    |                                    |
|-------------|---------------|-----------------------------|-------------------------------|---------------------------------|-----------------------------|-------------------------------------|-----------------|-----------------------------------|------------------------------------|
| Total TRA's | Tax Rate Area | Tax Code 00001 Prop 13 Rate | Tax Code 10020 Beckwourth CSA | Tax Code 10070 Measure A School | Tax Code 10075 Unitary Debt | Tax Code 10080 Plumas District Hos. | Total Tax Rates | 2015 Certified Values (Net Value) | TOTAL Tax Rates x Certified Values |
| 197         | 053-183       | 1.00000%                    | 0.00000%                      | 0.03166%                        | 0.00000%                    | 0.02532%                            | 1.05698%        | \$ 24,511                         | \$ 259.08                          |
| 198         | 053-184       | 1.00000%                    | 0.00000%                      | 0.03166%                        | 0.00000%                    | 0.00000%                            | 1.03166%        | \$ 7,624,251                      | \$ 78,656.35                       |
| 199         | 053-185       | 1.00000%                    | 0.00000%                      | 0.03166%                        | 0.00000%                    | 0.00000%                            | 1.03166%        | \$ 21,321,616                     | \$ 219,966.58                      |
| 200         | 053-186       | 1.00000%                    | 0.00000%                      | 0.03166%                        | 0.00000%                    | 0.00000%                            | 1.03166%        | \$ 188,116                        | \$ 1,940.72                        |
| 201         | 053-187       | 1.00000%                    | 0.00000%                      | 0.03166%                        | 0.00000%                    | 0.00000%                            | 1.03166%        | \$ 167,000                        | \$ 1,722.87                        |
| 202         | 053-188       | 1.00000%                    | 0.00000%                      | 0.03166%                        | 0.00000%                    | 0.00000%                            | 1.03166%        |                                   | \$ -                               |
| 203         | 053-189       | 1.00000%                    | 0.00000%                      | 0.03166%                        | 0.00000%                    | 0.00000%                            | 1.03166%        | \$ 46,912,639                     | \$ 483,978.93                      |
| 204         | 053-190       | 1.00000%                    | 0.00000%                      | 0.03166%                        | 0.00000%                    | 0.00000%                            | 1.03166%        | \$ 1,178,112                      | \$ 12,154.11                       |
| 205         | 053-191       | 1.00000%                    | 0.00000%                      | 0.03166%                        | 0.00000%                    | 0.02532%                            | 1.05698%        |                                   | \$ -                               |
| 206         | 053-192       | 1.00000%                    | 0.00000%                      | 0.03166%                        | 0.00000%                    | 0.02532%                            | 1.05698%        |                                   | \$ -                               |
| 207         | 053-193       | 1.00000%                    | 0.00000%                      | 0.03166%                        | 0.00000%                    | 0.02532%                            | 1.05698%        |                                   | \$ -                               |
| 208         | 053-194       | 1.00000%                    | 0.00000%                      | 0.03166%                        | 0.00000%                    | 0.00000%                            | 1.03166%        | \$ 7,220,165                      | \$ 74,487.55                       |
| 209         | 053-195       | 1.00000%                    | 0.00000%                      | 0.03166%                        | 0.00000%                    | 0.00000%                            | 1.03166%        | \$ 888,330                        | \$ 9,164.55                        |
| 210         | 053-196       | 1.00000%                    | 0.00000%                      | 0.03166%                        | 0.00000%                    | 0.00000%                            | 1.03166%        | \$ 71,345                         | \$ 736.04                          |
| 211         | 053-197       | 1.00000%                    | 0.00000%                      | 0.03166%                        | 0.00000%                    | 0.00000%                            | 1.03166%        | \$ 1,700,002                      | \$ 17,538.24                       |
| 212         | 053-198       | 1.00000%                    | 0.00000%                      | 0.03166%                        | 0.00000%                    | 0.00000%                            | 1.03166%        | \$ 120,382                        | \$ 1,241.93                        |
| 213         | 053-199       | 1.00000%                    | 0.00000%                      | 0.03166%                        | 0.00000%                    | 0.00000%                            | 1.03166%        | \$ 360,406                        | \$ 3,718.16                        |
| 214         | 053-200       | 1.00000%                    | 0.00000%                      | 0.03166%                        | 0.00000%                    | 0.00000%                            | 1.03166%        | \$ 662,986                        | \$ 6,839.76                        |
| 215         | 055-000       | 1.00000%                    | 0.00000%                      | 0.00000%                        | 0.00000%                    | 0.00000%                            | 1.00000%        | \$ 12,763,356                     | \$ 127,633.56                      |
| 216         | 055-002       | 1.00000%                    | 0.00000%                      | 0.00000%                        | 0.00000%                    | 0.00000%                            | 1.00000%        | \$ 16,525,969                     | \$ 165,259.69                      |
| 217         | 055-005       | 1.00000%                    | 0.00000%                      | 0.00000%                        | 0.00000%                    | 0.00000%                            | 1.00000%        | \$ 935,792                        | \$ 9,357.92                        |
| 218         | 055-006       | 1.00000%                    | 0.00000%                      | 0.00000%                        | 0.00000%                    | 0.00000%                            | 1.00000%        | \$ 14,039,885                     | \$ 140,398.85                      |
| 219         | 055-007       | 1.00000%                    | 0.00000%                      | 0.00000%                        | 0.00000%                    | 0.00000%                            | 1.00000%        | \$ 5,423,345                      | \$ 54,233.45                       |
| 220         | 055-011       | 1.00000%                    | 0.00000%                      | 0.00000%                        | 0.00000%                    | 0.00000%                            | 1.00000%        | \$ 38,687,869                     | \$ 386,878.69                      |
| 221         | 055-012       | 1.00000%                    | 0.00000%                      | 0.00000%                        | 0.00000%                    | 0.00000%                            | 1.00000%        | \$ 2,065,435                      | \$ 20,654.35                       |
| 222         | 055-013       | 1.00000%                    | 0.00000%                      | 0.00000%                        | 0.00000%                    | 0.00000%                            | 1.00000%        | \$ 6,812,798                      | \$ 68,127.98                       |
| 223         | 055-016       | 1.00000%                    | 0.00000%                      | 0.00000%                        | 0.00000%                    | 0.00000%                            | 1.00000%        | \$ 741,872                        | \$ 7,418.72                        |
| 224         | 055-017       | 1.00000%                    | 0.00000%                      | 0.00000%                        | 0.00000%                    | 0.00000%                            | 1.00000%        | \$ 3,463,730                      | \$ 34,637.30                       |
|             |               |                             |                               |                                 |                             |                                     | <b>Totals</b>   | <b>\$ 3,742,949,730</b>           | <b>\$ 38,768,868.21</b>            |

**County of Plumas**  
**AUDITOR CERTIFIED VALUES BY TAX BASE**  
**Model Num: final, Tax Year: 2015**  
**AIRCRAFT VALUES EXCLUDED**

| <b>TAX CODE: 00001 BASIC TAX</b> |                      |                   |                      |
|----------------------------------|----------------------|-------------------|----------------------|
| <b>VALUE BASE: 7 Net of All</b>  |                      |                   |                      |
| <b>TYPE: OPERATING</b>           |                      |                   |                      |
|                                  | <u>SECURED</u>       | <u>UNSECURED</u>  | <u>TOTAL</u>         |
| PARCEL COUNT                     | 25,769               | 3,428             | 29,197               |
| LOCAL                            | 3,228,231,033        | 96,764,130        | 3,324,995,163        |
| UTILITY                          | 4,551,165            |                   | 4,551,165            |
| TOTAL                            | 3,232,782,198        | 96,764,130        | 3,329,546,328        |
| PLUS HOX                         | 32,245,332           | 87,152            | 32,332,484           |
| <b>TOTAL</b>                     | <b>3,265,027,530</b> | <b>96,851,282</b> | <b>3,361,878,812</b> |

| <b>TAX CODE: 00002 Unitary Rate</b> |                    |                  |                    |
|-------------------------------------|--------------------|------------------|--------------------|
| <b>VALUE BASE: 7 Net of All</b>     |                    |                  |                    |
| <b>TYPE: OPERATING</b>              |                    |                  |                    |
|                                     | <u>SECURED</u>     | <u>UNSECURED</u> | <u>TOTAL</u>       |
| PARCEL COUNT                        | 20                 | 0                | 20                 |
| LOCAL                               |                    |                  | 0                  |
| UTILITY                             | 514,055,711        |                  | 514,055,711        |
| TOTAL                               | 514,055,711        |                  | 514,055,711        |
| PLUS HOX                            |                    |                  | 0                  |
| <b>TOTAL</b>                        | <b>514,055,711</b> |                  | <b>514,055,711</b> |

| <b>TAX CODE: 10001 Unitary Bond</b> |                      |                   |                      |
|-------------------------------------|----------------------|-------------------|----------------------|
| <b>VALUE BASE: 7 Net of All</b>     |                      |                   |                      |
| <b>TYPE: OPERATING</b>              |                      |                   |                      |
|                                     | <u>SECURED</u>       | <u>UNSECURED</u>  | <u>TOTAL</u>         |
| PARCEL COUNT                        | 25,769               | 3,428             | 29,197               |
| LOCAL                               | 3,228,231,033        | 96,764,130        | 3,324,995,163        |
| UTILITY                             | 4,551,165            |                   | 4,551,165            |
| TOTAL                               | 3,232,782,198        | 96,764,130        | 3,329,546,328        |
| PLUS HOX                            | 32,245,332           | 87,152            | 32,332,484           |
| <b>TOTAL</b>                        | <b>3,265,027,530</b> | <b>96,851,282</b> | <b>3,361,878,812</b> |

| <b>TAX CODE: 10010 Plumas Unified School District</b> |                      |                   |                      |
|---|----------------------|-------------------|----------------------|
| <b>VALUE BASE: 7 Net of All</b>                       |                      |                   |                      |
| <b>TYPE: OPERATING</b>                                |                      |                   |                      |
|   | <u>SECURED</u>       | <u>UNSECURED</u>  | <u>TOTAL</u>         |
| PARCEL COUNT  | 24,657               | 3,350             | 28,007               |
| LOCAL   | 3,126,770,982        | 94,396,369        | 3,221,167,351        |
| UTILITY   | 4,149,897            |                   | 4,149,897            |
| TOTAL   | 3,130,920,879        | 94,396,369        | 3,225,317,248        |
| PLUS HOX  | 31,440,332           | 87,152            | 31,527,484           |
| <b>TOTAL</b>  | <b>3,162,361,211</b> | <b>94,483,521</b> | <b>3,256,844,732</b> |

| <b>TAX CODE: 10020 Beckwourth CSA</b> |                  |                  |                  |
|---------------------------------------|------------------|------------------|------------------|
| <b>VALUE BASE: 7 Net of All</b>       |                  |                  |                  |
| <b>TYPE: OPERATING</b>                |                  |                  |                  |
|                                       | <u>SECURED</u>   | <u>UNSECURED</u> | <u>TOTAL</u>     |
| PARCEL COUNT                          | 104              | 1                | 105              |
| LOCAL                                 | 7,895,603        | 3,993            | 7,899,596        |
| UTILITY                               |                  |                  | 0                |
| TOTAL                                 | 7,895,603        | 3,993            | 7,899,596        |
| PLUS HOX                              | 175,000          |                  | 175,000          |
| <b>TOTAL</b>                          | <b>8,070,603</b> | <b>3,993</b>     | <b>8,074,596</b> |

| <b>TAX CODE: 10030 Chester PUD</b> |                    |                  |                    |
|------------------------------------|--------------------|------------------|--------------------|
| <b>VALUE BASE: 7 Net of All</b>    |                    |                  |                    |
| <b>TYPE: OPERATING</b>             |                    |                  |                    |
|                                    | <u>SECURED</u>     | <u>UNSECURED</u> | <u>TOTAL</u>       |
| PARCEL COUNT                       | 1,431              | 205              | 1,636              |
| LOCAL                              | 201,396,507        | 8,947,610        | 210,344,117        |
| UTILITY                            |                    |                  | 0                  |
| TOTAL                              | 201,396,507        | 8,947,610        | 210,344,117        |
| PLUS HOX                           | 3,150,000          |                  | 3,150,000          |
| <b>TOTAL</b>                       | <b>204,546,507</b> | <b>8,947,610</b> | <b>213,494,117</b> |

| <b>TAX CODE: 10040 Chester PUD - Zone A</b> |                    |                  |                    |
|---|--------------------|------------------|--------------------|
| <b>VALUE BASE: 7 Net of All</b>             |                    |                  |                    |
| <b>TYPE: OPERATING</b>                      |                    |                  |                    |
|   | <u>SECURED</u>     | <u>UNSECURED</u> | <u>TOTAL</u>       |
| PARCEL COUNT                                | 1,232              | 184              | 1,416              |
| LOCAL                                       | 143,522,774        | 6,933,202        | 150,455,976        |
| UTILITY                                     |                    |                  | 0                  |
| TOTAL                                       | 143,522,774        | 6,933,202        | 150,455,976        |
| PLUS HOX                                    | 2,618,000          |                  | 2,618,000          |
| <b>TOTAL</b>                                | <b>146,140,774</b> | <b>6,933,202</b> | <b>153,073,976</b> |

| <b>TAX CODE: 10050 Eastern Plumas Hospital</b> |                      |                   |                      |
|--|----------------------|-------------------|----------------------|
| <b>VALUE BASE: 7 Net of All</b>                |                      |                   |                      |
| <b>TYPE: OPERATING</b>                         |                      |                   |                      |
|  | <u>SECURED</u>       | <u>UNSECURED</u>  | <u>TOTAL</u>         |
| PARCEL COUNT                                   | 9,731                | 539               | 10,270               |
| LOCAL  | 1,034,437,553        | 19,466,229        | 1,053,903,782        |
| UTILITY  | 1,352,821            |                   | 1,352,821            |
| TOTAL  | 1,035,790,374        | 19,466,229        | 1,055,256,603        |
| PLUS HOX                                       | 10,456,174           |                   | 10,456,174           |
| <b>TOTAL</b>                                   | <b>1,046,246,548</b> | <b>19,466,229</b> | <b>1,065,712,777</b> |

| <b>TAX CODE: 10070 School Bond Measure A</b> |                      |                   |                      |
|--|----------------------|-------------------|----------------------|
| <b>VALUE BASE: 7 Net of All</b>              |                      |                   |                      |
| <b>TYPE: OPERATING</b>                       |                      |                   |                      |
|  | <u>SECURED</u>       | <u>UNSECURED</u>  | <u>TOTAL</u>         |
| PARCEL COUNT                                 | 24,657               | 3,350             | 28,007               |
| LOCAL  | 3,126,770,982        | 94,396,369        | 3,221,167,351        |
| UTILITY                                      | 4,149,897            |                   | 4,149,897            |
| TOTAL  | 3,130,920,879        | 94,396,369        | 3,225,317,248        |
| PLUS HOX                                     | 31,440,332           | 87,152            | 31,527,484           |
| <b>TOTAL</b>                                 | <b>3,162,361,211</b> | <b>94,483,521</b> | <b>3,256,844,732</b> |

| <b>TAX CODE: 10075 Unitary Debt Service</b> |                    |                  |                    |
|---|--------------------|------------------|--------------------|
| <b>VALUE BASE: 7 Net of All</b>             |                    |                  |                    |
| <b>TYPE: OPERATING</b>                      |                    |                  |                    |
|   | <u>SECURED</u>     | <u>UNSECURED</u> | <u>TOTAL</u>       |
| PARCEL COUNT                                | 20                 | 0                | 20                 |
| LOCAL                                       |                    |                  | 0                  |
| UTILITY                                     | 514,055,711        |                  | 514,055,711        |
| TOTAL                                       | 514,055,711        |                  | 514,055,711        |
| PLUS HOX                                    |                    |                  | 0                  |
| <b>TOTAL</b>                                | <b>514,055,711</b> |                  | <b>514,055,711</b> |



**County of Plumas**  
**AUDITOR CERTIFIED VALUES BY TAX BASE**  
**Model Num: final, Tax Year: 2015**  
**AIRCRAFT VALUES EXCLUDED**

| <b>TAX CODE: 10080 Plumas District Hospital Bond</b> |                    |                   |                    |
|--|--------------------|-------------------|--------------------|
| <b>VALUE BASE: 7 Net of All</b>                      |                    |                   |                    |
| <b>TYPE: OPERATING</b>                               |                    |                   |                    |
|  | <u>SECURED</u>     | <u>UNSECURED</u>  | <u>TOTAL</u>       |
| PARCEL COUNT   | 4,816              | 1,052             | 5,868              |
| LOCAL  | 560,655,829        | 33,797,407        | 594,453,236        |
| UTILITY  | 1,109,412          |                   | 1,109,412          |
| TOTAL  | 561,765,241        | 33,797,407        | 595,562,648        |
| PLUS HOX   | 10,171,733         | 74,807            | 10,246,540         |
| <b>TOTAL</b>   | <b>571,936,974</b> | <b>33,872,214</b> | <b>605,809,188</b> |

| <b>TAX CODE: 19930 Portola</b>  |                    |                  |                    |
|---------------------------------|--------------------|------------------|--------------------|
| <b>VALUE BASE: 7 Net of All</b> |                    |                  |                    |
| <b>TYPE: OPERATING</b>          |                    |                  |                    |
|                                 | <u>SECURED</u>     | <u>UNSECURED</u> | <u>TOTAL</u>       |
| PARCEL COUNT                    | 1,599              | 118              | 1,717              |
| LOCAL                           | 99,929,721         | 4,089,050        | 104,018,771        |
| UTILITY                         | 538,840            |                  | 538,840            |
| TOTAL                           | 100,468,561        | 4,089,050        | 104,557,611        |
| PLUS HOX                        | 2,489,519          |                  | 2,489,519          |
| <b>TOTAL</b>                    | <b>102,958,080</b> | <b>4,089,050</b> | <b>107,047,130</b> |

| <b>TAX CODE: 19940 East Quincy Services</b> |                    |                  |                    |
|---|--------------------|------------------|--------------------|
| <b>VALUE BASE: 7 Net of All</b>             |                    |                  |                    |
| <b>TYPE: OPERATING</b>                      |                    |                  |                    |
|   | <u>SECURED</u>     | <u>UNSECURED</u> | <u>TOTAL</u>       |
| PARCEL COUNT                                | 1,579              | 331              | 1,910              |
| LOCAL                                       | 211,415,425        | 7,115,109        | 218,530,534        |
| UTILITY                                     | 373,267            |                  | 373,267            |
| TOTAL                                       | 211,788,692        | 7,115,109        | 218,903,801        |
| PLUS HOX                                    | 3,905,390          | 44,470           | 3,949,860          |
| <b>TOTAL</b>                                | <b>215,694,082</b> | <b>7,159,579</b> | <b>222,853,661</b> |

| <b>TAX CODE: 19960 Peninsula Fire</b> |                    |                  |                    |
|---------------------------------------|--------------------|------------------|--------------------|
| <b>VALUE BASE: 7 Net of All</b>       |                    |                  |                    |
| <b>TYPE: OPERATING</b>                |                    |                  |                    |
|                                       | <u>SECURED</u>     | <u>UNSECURED</u> | <u>TOTAL</u>       |
| PARCEL COUNT                          | 3,493              | 460              | 3,953              |
| LOCAL                                 | 679,103,401        | 8,075,934        | 687,179,335        |
| UTILITY                               |                    |                  | 0                  |
| TOTAL                                 | 679,103,401        | 8,075,934        | 687,179,335        |
| PLUS HOX                              | 1,957,200          |                  | 1,957,200          |
| <b>TOTAL</b>                          | <b>681,060,601</b> | <b>8,075,934</b> | <b>689,136,535</b> |

| <b>TAX CODE: 19970 Seneca Hospital</b> |                      |                   |                      |
|--|----------------------|-------------------|----------------------|
| <b>VALUE BASE: 7 Net of All</b>        |                      |                   |                      |
| <b>TYPE: OPERATING</b>                 |                      |                   |                      |
|  | <u>SECURED</u>       | <u>UNSECURED</u>  | <u>TOTAL</u>         |
| PARCEL COUNT                           | 7,437                | 1,148             | 8,585                |
| LOCAL                                  | 1,354,862,607        | 33,352,081        | 1,388,214,688        |
| UTILITY                                | 203,362              |                   | 203,362              |
| TOTAL                                  | 1,355,065,969        | 33,352,081        | 1,388,418,050        |
| PLUS HOX                               | 7,261,800            |                   | 7,261,800            |
| <b>TOTAL</b>                           | <b>1,362,327,769</b> | <b>33,352,081</b> | <b>1,395,679,850</b> |

| <b>TAX CODE: 20001 COUNTY</b>   |                      |                   |                      |
|---------------------------------|----------------------|-------------------|----------------------|
| <b>VALUE BASE: 7 Net of All</b> |                      |                   |                      |
| <b>TYPE: SPECIAL</b>            |                      |                   |                      |
|                                 | <u>SECURED</u>       | <u>UNSECURED</u>  | <u>TOTAL</u>         |
| PARCEL COUNT                    | 25,769               | 3,428             | 29,197               |
| LOCAL                           | 3,228,231,033        | 96,764,130        | 3,324,995,163        |
| UTILITY                         | 4,551,165            |                   | 4,551,165            |
| TOTAL                           | 3,232,782,198        | 96,764,130        | 3,329,546,328        |
| PLUS HOX                        | 32,245,332           | 87,152            | 32,332,484           |
| <b>TOTAL</b>                    | <b>3,265,027,530</b> | <b>96,851,282</b> | <b>3,361,878,812</b> |

| <b>TAX CODE: 20100 BECKWOURTH CSA</b> |                  |                  |                  |
|---------------------------------------|------------------|------------------|------------------|
| <b>VALUE BASE: 7 Net of All</b>       |                  |                  |                  |
| <b>TYPE: SPECIAL</b>                  |                  |                  |                  |
|                                       | <u>SECURED</u>   | <u>UNSECURED</u> | <u>TOTAL</u>     |
| PARCEL COUNT                          | 104              | 1                | 105              |
| LOCAL                                 | 7,895,603        | 3,993            | 7,899,596        |
| UTILITY                               |                  |                  | 0                |
| TOTAL                                 | 7,895,603        | 3,993            | 7,899,596        |
| PLUS HOX                              | 175,000          |                  | 175,000          |
| <b>TOTAL</b>                          | <b>8,070,603</b> | <b>3,993</b>     | <b>8,074,596</b> |

| <b>TAX CODE: 20110 BECKWOURTH FIRE</b> |                   |                  |                   |
|--|-------------------|------------------|-------------------|
| <b>VALUE BASE: 7 Net of All</b>        |                   |                  |                   |
| <b>TYPE: SPECIAL</b>                   |                   |                  |                   |
|  | <u>SECURED</u>    | <u>UNSECURED</u> | <u>TOTAL</u>      |
| PARCEL COUNT                           | 560               | 44               | 604               |
| LOCAL                                  | 47,473,737        | 1,998,299        | 49,472,036        |
| UTILITY                                | 5,058             |                  | 5,058             |
| TOTAL                                  | 47,478,795        | 1,998,299        | 49,477,094        |
| PLUS HOX                               | 329,000           |                  | 329,000           |
| <b>TOTAL</b>                           | <b>47,807,795</b> | <b>1,998,299</b> | <b>49,806,094</b> |

| <b>TAX CODE: 20120 CENTRAL PLUMAS REC</b> |                    |                   |                    |
|---|--------------------|-------------------|--------------------|
| <b>VALUE BASE: 7 Net of All</b>           |                    |                   |                    |
| <b>TYPE: SPECIAL</b>                      |                    |                   |                    |
|   | <u>SECURED</u>     | <u>UNSECURED</u>  | <u>TOTAL</u>       |
| PARCEL COUNT                              | 3,873              | 691               | 4,564              |
| LOCAL                                     | 488,852,058        | 15,092,836        | 503,944,894        |
| UTILITY                                   | 520,603            |                   | 520,603            |
| TOTAL                                     | 489,372,661        | 15,092,836        | 504,465,497        |
| PLUS HOX                                  | 9,394,733          | 60,807            | 9,455,540          |
| <b>TOTAL</b>                              | <b>498,767,394</b> | <b>15,153,643</b> | <b>513,921,037</b> |

| <b>TAX CODE: 20130 CHESTER CEMETERY</b> |                      |                   |                      |
|---|----------------------|-------------------|----------------------|
| <b>VALUE BASE: 7 Net of All</b>         |                      |                   |                      |
| <b>TYPE: SPECIAL</b>                    |                      |                   |                      |
|   | <u>SECURED</u>       | <u>UNSECURED</u>  | <u>TOTAL</u>         |
| PARCEL COUNT                            | 7,437                | 1,148             | 8,585                |
| LOCAL                                   | 1,354,862,607        | 33,352,081        | 1,388,214,688        |
| UTILITY                                 | 203,362              |                   | 203,362              |
| TOTAL                                   | 1,355,065,969        | 33,352,081        | 1,388,418,050        |
| PLUS HOX                                | 7,261,800            |                   | 7,261,800            |
| <b>TOTAL</b>                            | <b>1,362,327,769</b> | <b>33,352,081</b> | <b>1,395,679,850</b> |

**County of Plumas**  
**AUDITOR CERTIFIED VALUES BY TAX BASE**  
**Model Num: final, Tax Year: 2015**  
**AIRCRAFT VALUES EXCLUDED**

| <b>TAX CODE: 20140 CHESTER FIRE</b> |                    |                  |                    |
|-------------------------------------|--------------------|------------------|--------------------|
| <b>VALUE BASE: 7 Net of All</b>     |                    |                  |                    |
| <b>TYPE: SPECIAL</b>                |                    |                  |                    |
|                                     | <u>SECURED</u>     | <u>UNSECURED</u> | <u>TOTAL</u>       |
| PARCEL COUNT                        | 1,431              | 205              | 1,636              |
| LOCAL                               | 201,396,507        | 8,947,610        | 210,344,117        |
| UTILITY                             |                    |                  | 0                  |
| TOTAL                               | 201,396,507        | 8,947,610        | 210,344,117        |
| PLUS HOX                            | 3,150,000          |                  | 3,150,000          |
| <b>TOTAL</b>                        | <b>204,546,507</b> | <b>8,947,610</b> | <b>213,494,117</b> |

| <b>TAX CODE: 20150 CHESTER PU</b> |                    |                  |                    |
|-----------------------------------|--------------------|------------------|--------------------|
| <b>VALUE BASE: 7 Net of All</b>   |                    |                  |                    |
| <b>TYPE: SPECIAL</b>              |                    |                  |                    |
|                                   | <u>SECURED</u>     | <u>UNSECURED</u> | <u>TOTAL</u>       |
| PARCEL COUNT                      | 1,431              | 205              | 1,636              |
| LOCAL                             | 201,396,507        | 8,947,610        | 210,344,117        |
| UTILITY                           |                    |                  | 0                  |
| TOTAL                             | 201,396,507        | 8,947,610        | 210,344,117        |
| PLUS HOX                          | 3,150,000          |                  | 3,150,000          |
| <b>TOTAL</b>                      | <b>204,546,507</b> | <b>8,947,610</b> | <b>213,494,117</b> |

| <b>TAX CODE: 20160 CHESTER PU ZONE A</b> |                    |                  |                    |
|--|--------------------|------------------|--------------------|
| <b>VALUE BASE: 7 Net of All</b>          |                    |                  |                    |
| <b>TYPE: SPECIAL</b>                     |                    |                  |                    |
|  | <u>SECURED</u>     | <u>UNSECURED</u> | <u>TOTAL</u>       |
| PARCEL COUNT                             | 1,232              | 184              | 1,416              |
| LOCAL                                    | 143,522,774        | 6,933,202        | 150,455,976        |
| UTILITY                                  |                    |                  | 0                  |
| TOTAL                                    | 143,522,774        | 6,933,202        | 150,455,976        |
| PLUS HOX                                 | 2,618,000          |                  | 2,618,000          |
| <b>TOTAL</b>                             | <b>146,140,774</b> | <b>6,933,202</b> | <b>153,073,976</b> |

| <b>TAX CODE: 20170 CLIO PU</b>  |                   |                  |                   |
|---------------------------------|-------------------|------------------|-------------------|
| <b>VALUE BASE: 7 Net of All</b> |                   |                  |                   |
| <b>TYPE: SPECIAL</b>            |                   |                  |                   |
|                                 | <u>SECURED</u>    | <u>UNSECURED</u> | <u>TOTAL</u>      |
| PARCEL COUNT                    | 95                | 0                | 95                |
| LOCAL                           | 10,844,537        |                  | 10,844,537        |
| UTILITY                         |                   |                  | 0                 |
| TOTAL                           | 10,844,537        |                  | 10,844,537        |
| PLUS HOX                        | 154,000           |                  | 154,000           |
| <b>TOTAL</b>                    | <b>10,998,537</b> |                  | <b>10,998,537</b> |

| <b>TAX CODE: 20180 CRESCENT MILLS FIRE</b> |                   |                  |                   |
|--|-------------------|------------------|-------------------|
| <b>VALUE BASE: 7 Net of All</b>            |                   |                  |                   |
| <b>TYPE: SPECIAL</b>                       |                   |                  |                   |
|  | <u>SECURED</u>    | <u>UNSECURED</u> | <u>TOTAL</u>      |
| PARCEL COUNT                               | 442               | 22               | 464               |
| LOCAL                                      | 30,398,667        | 3,014,740        | 33,413,407        |
| UTILITY                                    |                   |                  | 0                 |
| TOTAL                                      | 30,398,667        | 3,014,740        | 33,413,407        |
| PLUS HOX                                   | 987,709           |                  | 987,709           |
| <b>TOTAL</b>                               | <b>31,386,376</b> | <b>3,014,740</b> | <b>34,401,116</b> |

| <b>TAX CODE: 20190 CRESCENT MILLS LIGHT</b> |                  |                  |                  |
|---|------------------|------------------|------------------|
| <b>VALUE BASE: 7 Net of All</b>             |                  |                  |                  |
| <b>TYPE: SPECIAL</b>                        |                  |                  |                  |
|   | <u>SECURED</u>   | <u>UNSECURED</u> | <u>TOTAL</u>     |
| PARCEL COUNT                                | 117              | 9                | 126              |
| LOCAL                                       | 5,434,616        | 100,240          | 5,534,856        |
| UTILITY                                     |                  |                  | 0                |
| TOTAL                                       | 5,434,616        | 100,240          | 5,534,856        |
| PLUS HOX                                    | 217,000          |                  | 217,000          |
| <b>TOTAL</b>                                | <b>5,651,616</b> | <b>100,240</b>   | <b>5,751,856</b> |

| <b>TAX CODE: 20200 CROMBERG CEMETERY</b> |                   |                  |                   |
|--|-------------------|------------------|-------------------|
| <b>VALUE BASE: 7 Net of All</b>          |                   |                  |                   |
| <b>TYPE: SPECIAL</b>                     |                   |                  |                   |
|  | <u>SECURED</u>    | <u>UNSECURED</u> | <u>TOTAL</u>      |
| PARCEL COUNT                             | 334               | 38               | 372               |
| LOCAL                                    | 39,018,074        | 1,673,420        | 40,691,494        |
| UTILITY                                  |                   |                  | 0                 |
| TOTAL                                    | 39,018,074        | 1,673,420        | 40,691,494        |
| PLUS HOX                                 | 553,000           | 7,000            | 560,000           |
| <b>TOTAL</b>                             | <b>39,571,074</b> | <b>1,680,420</b> | <b>41,251,494</b> |

| <b>TAX CODE: 20210 CSA #11</b>  |                    |                   |                    |
|---------------------------------|--------------------|-------------------|--------------------|
| <b>VALUE BASE: 7 Net of All</b> |                    |                   |                    |
| <b>TYPE: SPECIAL</b>            |                    |                   |                    |
|                                 | <u>SECURED</u>     | <u>UNSECURED</u>  | <u>TOTAL</u>       |
| PARCEL COUNT                    | 4,816              | 1,052             | 5,868              |
| LOCAL                           | 560,655,829        | 33,797,407        | 594,453,236        |
| UTILITY                         | 1,109,412          |                   | 1,109,412          |
| TOTAL                           | 561,765,241        | 33,797,407        | 595,562,648        |
| PLUS HOX                        | 10,171,733         | 74,807            | 10,246,540         |
| <b>TOTAL</b>                    | <b>571,936,974</b> | <b>33,872,214</b> | <b>605,809,188</b> |

| <b>TAX CODE: 20220 EAST QUINCY CSD</b> |                    |                  |                    |
|--|--------------------|------------------|--------------------|
| <b>VALUE BASE: 7 Net of All</b>        |                    |                  |                    |
| <b>TYPE: SPECIAL</b>                   |                    |                  |                    |
|  | <u>SECURED</u>     | <u>UNSECURED</u> | <u>TOTAL</u>       |
| PARCEL COUNT                           | 1,579              | 331              | 1,910              |
| LOCAL                                  | 211,415,425        | 7,115,109        | 218,530,534        |
| UTILITY                                | 373,267            |                  | 373,267            |
| TOTAL                                  | 211,788,692        | 7,115,109        | 218,903,801        |
| PLUS HOX                               | 3,905,390          | 44,470           | 3,949,860          |
| <b>TOTAL</b>                           | <b>215,694,082</b> | <b>7,159,579</b> | <b>222,853,661</b> |

| <b>TAX CODE: 20230 EP HOSPITAL</b> |                      |                   |                      |
|------------------------------------|----------------------|-------------------|----------------------|
| <b>VALUE BASE: 7 Net of All</b>    |                      |                   |                      |
| <b>TYPE: SPECIAL</b>               |                      |                   |                      |
|                                    | <u>SECURED</u>       | <u>UNSECURED</u>  | <u>TOTAL</u>         |
| PARCEL COUNT                       | 9,763                | 545               | 10,308               |
| LOCAL                              | 1,042,927,913        | 19,868,315        | 1,062,796,228        |
| UTILITY                            | 1,352,821            |                   | 1,352,821            |
| TOTAL                              | 1,044,280,734        | 19,868,315        | 1,064,149,049        |
| PLUS HOX                           | 10,491,174           |                   | 10,491,174           |
| <b>TOTAL</b>                       | <b>1,054,771,908</b> | <b>19,868,315</b> | <b>1,074,640,223</b> |

**County of Plumas**  
**AUDITOR CERTIFIED VALUES BY TAX BASE**  
**Model Num: final, Tax Year: 2015**  
**AIRCRAFT VALUES EXCLUDED**

| TAX CODE:    | 20240          | EP RURAL FIRE    |              |  |
|--------------|----------------|------------------|--------------|--|
| VALUE BASE:  | 7              | Net of All       |              |  |
| TYPE:        | SPECIAL        |                  |              |  |
|              | <u>SECURED</u> | <u>UNSECURED</u> | <u>TOTAL</u> |  |
| PARCEL COUNT | 1,451          | 75               | 1,526        |  |
| LOCAL        | 114,394,911    | 3,057,592        | 117,452,503  |  |
| UTILITY      | 258,427        |                  | 258,427      |  |
| TOTAL        | 114,653,338    | 3,057,592        | 117,710,930  |  |
| PLUS HOX     | 2,212,655      |                  | 2,212,655    |  |
| TOTAL        | 116,865,993    | 3,057,592        | 119,923,585  |  |

| TAX CODE:    | 20250          | FLOOD CONTROL    |               |  |
|--------------|----------------|------------------|---------------|--|
| VALUE BASE:  | 7              | Net of All       |               |  |
| TYPE:        | SPECIAL        |                  |               |  |
|              | <u>SECURED</u> | <u>UNSECURED</u> | <u>TOTAL</u>  |  |
| PARCEL COUNT | 25,677         | 3,423            | 29,100        |  |
| LOCAL        | 3,210,448,049  | 96,675,033       | 3,307,123,082 |  |
| UTILITY      | 4,551,165      |                  | 4,551,165     |  |
| TOTAL        | 3,214,999,214  | 96,675,033       | 3,311,674,247 |  |
| PLUS HOX     | 32,154,332     | 87,152           | 32,241,484    |  |
| TOTAL        | 3,247,153,546  | 96,762,185       | 3,343,915,731 |  |

| TAX CODE:    | 20255          | Gold Mt. CSD     |              |  |
|--------------|----------------|------------------|--------------|--|
| VALUE BASE:  | 2              | L (No Minrl)     |              |  |
| TYPE:        | OPERATING      |                  |              |  |
|              | <u>SECURED</u> | <u>UNSECURED</u> | <u>TOTAL</u> |  |
| PARCEL COUNT | 886            | 6                | 892          |  |
| LOCAL        | 6,513,789      |                  | 6,513,789    |  |
| UTILITY      |                |                  | 0            |  |
| TOTAL        | 6,513,789      |                  | 6,513,789    |  |
| PLUS HOX     |                |                  | 0            |  |
| TOTAL        | 6,513,789      |                  | 6,513,789    |  |

| TAX CODE:    | 20260          | GRAEAGLE CSD     |              |  |
|--------------|----------------|------------------|--------------|--|
| VALUE BASE:  | 7              | Net of All       |              |  |
| TYPE:        | SPECIAL        |                  |              |  |
|              | <u>SECURED</u> | <u>UNSECURED</u> | <u>TOTAL</u> |  |
| PARCEL COUNT | 1,156          | 61               | 1,217        |  |
| LOCAL        | 183,763,788    | 2,534,914        | 186,298,702  |  |
| UTILITY      |                |                  | 0            |  |
| TOTAL        | 183,763,788    | 2,534,914        | 186,298,702  |  |
| PLUS HOX     | 1,575,000      |                  | 1,575,000    |  |
| TOTAL        | 185,338,788    | 2,534,914        | 187,873,702  |  |

| TAX CODE:    | 20270          | GRAEAGLE FIRE    |              |  |
|--------------|----------------|------------------|--------------|--|
| VALUE BASE:  | 7              | Net of All       |              |  |
| TYPE:        | SPECIAL        |                  |              |  |
|              | <u>SECURED</u> | <u>UNSECURED</u> | <u>TOTAL</u> |  |
| PARCEL COUNT | 1,671          | 78               | 1,749        |  |
| LOCAL        | 328,036,575    | 2,667,724        | 330,704,299  |  |
| UTILITY      |                |                  | 0            |  |
| TOTAL        | 328,036,575    | 2,667,724        | 330,704,299  |  |
| PLUS HOX     | 2,275,000      |                  | 2,275,000    |  |
| TOTAL        | 330,311,575    | 2,667,724        | 332,979,299  |  |

| TAX CODE:    | 20280          | GREENHORN CREEK CSD |              |  |
|--------------|----------------|---------------------|--------------|--|
| VALUE BASE:  | 7              | Net of All          |              |  |
| TYPE:        | SPECIAL        |                     |              |  |
|              | <u>SECURED</u> | <u>UNSECURED</u>    | <u>TOTAL</u> |  |
| PARCEL COUNT | 394            | 8                   | 402          |  |
| LOCAL        | 18,992,963     | 66,335              | 19,059,298   |  |
| UTILITY      |                |                     | 0            |  |
| TOTAL        | 18,992,963     | 66,335              | 19,059,298   |  |
| PLUS HOX     | 432,600        |                     | 432,600      |  |
| TOTAL        | 19,425,563     | 66,335              | 19,491,898   |  |

| TAX CODE:    | 20290          | GREENVILLE CEMETERY |              |  |
|--------------|----------------|---------------------|--------------|--|
| VALUE BASE:  | 7              | Net of All          |              |  |
| TYPE:        | SPECIAL        |                     |              |  |
|              | <u>SECURED</u> | <u>UNSECURED</u>    | <u>TOTAL</u> |  |
| PARCEL COUNT | 1,285          | 111                 | 1,396        |  |
| LOCAL        | 86,325,010     | 2,090,391           | 88,415,401   |  |
| UTILITY      | 33,855         |                     | 33,855       |  |
| TOTAL        | 86,358,865     | 2,090,391           | 88,449,256   |  |
| PLUS HOX     | 2,231,994      | 12,345              | 2,244,339    |  |
| TOTAL        | 88,590,859     | 2,102,736           | 90,693,595   |  |

| TAX CODE:    | 20300          | GRIZZLY LAKE RESORT |              |  |
|--------------|----------------|---------------------|--------------|--|
| VALUE BASE:  | 7              | Net of All          |              |  |
| TYPE:        | SPECIAL        |                     |              |  |
|              | <u>SECURED</u> | <u>UNSECURED</u>    | <u>TOTAL</u> |  |
| PARCEL COUNT | 512            | 28                  | 540          |  |
| LOCAL        | 39,347,919     | 1,953,161           | 41,301,080   |  |
| UTILITY      |                |                     | 0            |  |
| TOTAL        | 39,347,919     | 1,953,161           | 41,301,080   |  |
| PLUS HOX     | 651,655        |                     | 651,655      |  |
| TOTAL        | 39,999,574     | 1,953,161           | 41,952,735   |  |

| TAX CODE:    | 20310          | HAMILTON BRANCH FIRE |              |  |
|--------------|----------------|----------------------|--------------|--|
| VALUE BASE:  | 7              | Net of All           |              |  |
| TYPE:        | SPECIAL        |                      |              |  |
|              | <u>SECURED</u> | <u>UNSECURED</u>     | <u>TOTAL</u> |  |
| PARCEL COUNT | 969            | 105                  | 1,074        |  |
| LOCAL        | 188,056,857    | 1,039,781            | 189,096,638  |  |
| UTILITY      |                |                      | 0            |  |
| TOTAL        | 188,056,857    | 1,039,781            | 189,096,638  |  |
| PLUS HOX     | 1,384,600      |                      | 1,384,600    |  |
| TOTAL        | 189,441,457    | 1,039,781            | 190,481,238  |  |

| TAX CODE:    | 20320          | INDIAN VALLEY CSD |              |  |
|--------------|----------------|-------------------|--------------|--|
| VALUE BASE:  | 7              | Net of All        |              |  |
| TYPE:        | SPECIAL        |                   |              |  |
|              | <u>SECURED</u> | <u>UNSECURED</u>  | <u>TOTAL</u> |  |
| PARCEL COUNT | 1,840          | 115               | 1,955        |  |
| LOCAL        | 146,369,298    | 5,346,998         | 151,716,296  |  |
| UTILITY      | 33,855         |                   | 33,855       |  |
| TOTAL        | 146,403,153    | 5,346,998         | 151,750,151  |  |
| PLUS HOX     | 3,800,703      | 12,345            | 3,813,048    |  |
| TOTAL        | 150,203,856    | 5,359,343         | 155,563,199  |  |

**County of Plumas**  
**AUDITOR CERTIFIED VALUES BY TAX BASE**  
**Model Num: final, Tax Year: 2015**  
**AIRCRAFT VALUES EXCLUDED**

| <b>TAX CODE: 20330 INDIAN VALLEY HOSP</b> |                    |                  |                    |
|---|--------------------|------------------|--------------------|
| <b>VALUE BASE: 7 Net of All</b>           |                    |                  |                    |
| <b>TYPE: SPECIAL</b>                      |                    |                  |                    |
|   | <u>SECURED</u>     | <u>UNSECURED</u> | <u>TOTAL</u>       |
| PARCEL COUNT                              | 2,682              | 383              | 3,065              |
| LOCAL                                     | 201,321,555        | 8,166,111        | 209,487,666        |
| UTILITY                                   | 74,847             |                  | 74,847             |
| TOTAL                                     | 201,396,402        | 8,166,111        | 209,562,513        |
| PLUS HOX                                  | 4,182,025          | 12,345           | 4,194,370          |
| <b>TOTAL</b>                              | <b>205,578,427</b> | <b>8,178,456</b> | <b>213,756,883</b> |

| <b>TAX CODE: 20340 JOHNSVILLE PU</b> |                  |                  |                  |
|--------------------------------------|------------------|------------------|------------------|
| <b>VALUE BASE: 7 Net of All</b>      |                  |                  |                  |
| <b>TYPE: SPECIAL</b>                 |                  |                  |                  |
|                                      | <u>SECURED</u>   | <u>UNSECURED</u> | <u>TOTAL</u>     |
| PARCEL COUNT                         | 79               | 1                | 80               |
| LOCAL                                | 7,804,372        | 13,750           | 7,818,122        |
| UTILITY                              |                  |                  | 0                |
| TOTAL                                | 7,804,372        | 13,750           | 7,818,122        |
| PLUS HOX                             | 63,000           |                  | 63,000           |
| <b>TOTAL</b>                         | <b>7,867,372</b> | <b>13,750</b>    | <b>7,881,122</b> |

| <b>TAX CODE: 20350 LAPORTE FIRE</b> |                   |                  |                   |
|-------------------------------------|-------------------|------------------|-------------------|
| <b>VALUE BASE: 7 Net of All</b>     |                   |                  |                   |
| <b>TYPE: SPECIAL</b>                |                   |                  |                   |
|                                     | <u>SECURED</u>    | <u>UNSECURED</u> | <u>TOTAL</u>      |
| PARCEL COUNT                        | 311               | 13               | 324               |
| LOCAL                               | 23,232,427        | 71,582           | 23,304,009        |
| UTILITY                             |                   |                  | 0                 |
| TOTAL                               | 23,232,427        | 71,582           | 23,304,009        |
| PLUS HOX                            | 70,000            |                  | 70,000            |
| <b>TOTAL</b>                        | <b>23,302,427</b> | <b>71,582</b>    | <b>23,374,009</b> |

| <b>TAX CODE: 20360 MEADOW VALLEY CEM</b> |                   |                   |                   |
|--|-------------------|-------------------|-------------------|
| <b>VALUE BASE: 7 Net of All</b>          |                   |                   |                   |
| <b>TYPE: SPECIAL</b>                     |                   |                   |                   |
|  | <u>SECURED</u>    | <u>UNSECURED</u>  | <u>TOTAL</u>      |
| PARCEL COUNT                             | 927               | 384               | 1,311             |
| LOCAL                                    | 62,676,792        | 17,889,617        | 80,566,409        |
| UTILITY                                  | 150,480           |                   | 150,480           |
| TOTAL                                    | 62,827,272        | 17,889,617        | 80,716,889        |
| PLUS HOX                                 | 1,000,713         |                   | 1,000,713         |
| <b>TOTAL</b>                             | <b>63,827,985</b> | <b>17,889,617</b> | <b>81,717,602</b> |

| <b>TAX CODE: 20370 MEADOW VALLEY FIRE</b> |                   |                  |                   |
|---|-------------------|------------------|-------------------|
| <b>VALUE BASE: 7 Net of All</b>           |                   |                  |                   |
| <b>TYPE: SPECIAL</b>                      |                   |                  |                   |
|   | <u>SECURED</u>    | <u>UNSECURED</u> | <u>TOTAL</u>      |
| PARCEL COUNT                              | 364               | 71               | 435               |
| LOCAL                                     | 37,707,909        | 464,816          | 38,172,725        |
| UTILITY                                   |                   |                  | 0                 |
| TOTAL                                     | 37,707,909        | 464,816          | 38,172,725        |
| PLUS HOX                                  | 951,713           |                  | 951,713           |
| <b>TOTAL</b>                              | <b>38,659,622</b> | <b>464,816</b>   | <b>39,124,438</b> |

| <b>TAX CODE: 20380 MOHAWK VALLEY CEM</b> |                    |                  |                    |
|--|--------------------|------------------|--------------------|
| <b>VALUE BASE: 7 Net of All</b>          |                    |                  |                    |
| <b>TYPE: SPECIAL</b>                     |                    |                  |                    |
|  | <u>SECURED</u>     | <u>UNSECURED</u> | <u>TOTAL</u>       |
| PARCEL COUNT                             | 3,376              | 183              | 3,559              |
| LOCAL                                    | 555,011,702        | 4,225,786        | 559,237,488        |
| UTILITY                                  | 149,228            |                  | 149,228            |
| TOTAL                                    | 555,160,930        | 4,225,786        | 559,386,716        |
| PLUS HOX                                 | 3,843,000          |                  | 3,843,000          |
| <b>TOTAL</b>                             | <b>559,003,930</b> | <b>4,225,786</b> | <b>563,229,716</b> |

| <b>TAX CODE: 20390 PENINSULA FIRE</b> |                    |                  |                    |
|---------------------------------------|--------------------|------------------|--------------------|
| <b>VALUE BASE: 7 Net of All</b>       |                    |                  |                    |
| <b>TYPE: SPECIAL</b>                  |                    |                  |                    |
|                                       | <u>SECURED</u>     | <u>UNSECURED</u> | <u>TOTAL</u>       |
| PARCEL COUNT                          | 3,493              | 460              | 3,953              |
| LOCAL                                 | 679,103,401        | 8,075,934        | 687,179,335        |
| UTILITY                               |                    |                  | 0                  |
| TOTAL                                 | 679,103,401        | 8,075,934        | 687,179,335        |
| PLUS HOX                              | 1,957,200          |                  | 1,957,200          |
| <b>TOTAL</b>                          | <b>681,060,601</b> | <b>8,075,934</b> | <b>689,136,535</b> |

| <b>TAX CODE: 20400 PLUMAS EUREKA CSD</b> |                    |                  |                    |
|--|--------------------|------------------|--------------------|
| <b>VALUE BASE: 7 Net of All</b>          |                    |                  |                    |
| <b>TYPE: SPECIAL</b>                     |                    |                  |                    |
|  | <u>SECURED</u>     | <u>UNSECURED</u> | <u>TOTAL</u>       |
| PARCEL COUNT                             | 658                | 20               | 678                |
| LOCAL                                    | 111,876,865        | 107,477          | 111,984,342        |
| UTILITY                                  |                    |                  | 0                  |
| TOTAL                                    | 111,876,865        | 107,477          | 111,984,342        |
| PLUS HOX                                 | 630,000            |                  | 630,000            |
| <b>TOTAL</b>                             | <b>112,506,865</b> | <b>107,477</b>   | <b>112,614,342</b> |

| <b>TAX CODE: 20410 PLUMAS HOSPITAL</b> |                    |                   |                    |
|--|--------------------|-------------------|--------------------|
| <b>VALUE BASE: 7 Net of All</b>        |                    |                   |                    |
| <b>TYPE: SPECIAL</b>                   |                    |                   |                    |
|  | <u>SECURED</u>     | <u>UNSECURED</u>  | <u>TOTAL</u>       |
| PARCEL COUNT                           | 4,816              | 1,052             | 5,868              |
| LOCAL                                  | 560,655,829        | 33,797,407        | 594,453,236        |
| UTILITY                                | 1,109,412          |                   | 1,109,412          |
| TOTAL                                  | 561,765,241        | 33,797,407        | 595,562,648        |
| PLUS HOX                               | 10,171,733         | 74,807            | 10,246,540         |
| <b>TOTAL</b>                           | <b>571,936,974</b> | <b>33,872,214</b> | <b>605,809,188</b> |

| <b>TAX CODE: 20420 PORTOLA CEMETERY</b> |                    |                   |                    |
|---|--------------------|-------------------|--------------------|
| <b>VALUE BASE: 7 Net of All</b>         |                    |                   |                    |
| <b>TYPE: SPECIAL</b>                    |                    |                   |                    |
|   | <u>SECURED</u>     | <u>UNSECURED</u>  | <u>TOTAL</u>       |
| PARCEL COUNT                            | 5,175              | 298               | 5,473              |
| LOCAL                                   | 397,960,712        | 13,438,907        | 411,399,619        |
| UTILITY                                 | 1,203,593          |                   | 1,203,593          |
| TOTAL                                   | 399,164,305        | 13,438,907        | 412,603,212        |
| PLUS HOX                                | 6,312,174          |                   | 6,312,174          |
| <b>TOTAL</b>                            | <b>405,476,479</b> | <b>13,438,907</b> | <b>418,915,386</b> |

**County of Plumas**  
**AUDITOR CERTIFIED VALUES BY TAX BASE**  
**Model Num: final, Tax Year: 2015**  
**AIRCRAFT VALUES EXCLUDED**

| TAX CODE:    | 20430              | PORTOLA, CITY OF |                    |  |
|--------------|--------------------|------------------|--------------------|--|
| VALUE BASE:  | 7                  | Net of All       |                    |  |
| TYPE:        | SPECIAL            |                  |                    |  |
|              | <u>SECURED</u>     | <u>UNSECURED</u> | <u>TOTAL</u>       |  |
| PARCEL COUNT | 1,618              | 118              | 1,736              |  |
| LOCAL        | 103,388,838        | 4,089,050        | 107,477,888        |  |
| UTILITY      | 538,840            |                  | 538,840            |  |
| TOTAL        | 103,927,678        | 4,089,050        | 108,016,728        |  |
| PLUS HOX     | 2,517,519          |                  | 2,517,519          |  |
| <b>TOTAL</b> | <b>106,445,197</b> | <b>4,089,050</b> | <b>110,534,247</b> |  |

| TAX CODE:    | 20440             | PRATTVILLE-ALMANOR F |                   |  |
|--------------|-------------------|----------------------|-------------------|--|
| VALUE BASE:  | 7                 | Net of All           |                   |  |
| TYPE:        | SPECIAL           |                      |                   |  |
|              | <u>SECURED</u>    | <u>UNSECURED</u>     | <u>TOTAL</u>      |  |
| PARCEL COUNT | 200               | 102                  | 302               |  |
| LOCAL        | 16,721,155        | 6,036,163            | 22,757,318        |  |
| UTILITY      | 132,486           |                      | 132,486           |  |
| TOTAL        | 16,853,641        | 6,036,163            | 22,889,804        |  |
| PLUS HOX     | 63,000            |                      | 63,000            |  |
| <b>TOTAL</b> | <b>16,916,641</b> | <b>6,036,163</b>     | <b>22,952,804</b> |  |

| TAX CODE:    | 20450              | QUINCY LA-PORTE CEMETERY |                    |  |
|--------------|--------------------|--------------------------|--------------------|--|
| VALUE BASE:  | 7                  | Net of All               |                    |  |
| TYPE:        | SPECIAL            |                          |                    |  |
|              | <u>SECURED</u>     | <u>UNSECURED</u>         | <u>TOTAL</u>       |  |
| PARCEL COUNT | 4,314              | 790                      | 5,104              |  |
| LOCAL        | 514,202,947        | 15,853,211               | 530,056,158        |  |
| UTILITY      | 525,472            |                          | 525,472            |  |
| TOTAL        | 514,728,419        | 15,853,211               | 530,581,630        |  |
| PLUS HOX     | 8,667,020          | 60,807                   | 8,727,827          |  |
| <b>TOTAL</b> | <b>523,395,439</b> | <b>15,914,018</b>        | <b>539,309,457</b> |  |

| TAX CODE:    | 20460              | QUINCY CSD       |                    |  |
|--------------|--------------------|------------------|--------------------|--|
| VALUE BASE:  | 7                  | Net of All       |                    |  |
| TYPE:        | SPECIAL            |                  |                    |  |
|              | <u>SECURED</u>     | <u>UNSECURED</u> | <u>TOTAL</u>       |  |
| PARCEL COUNT | 856                | 203              | 1,059              |  |
| LOCAL        | 110,777,904        | 6,732,756        | 117,510,660        |  |
| UTILITY      |                    |                  | 0                  |  |
| TOTAL        | 110,777,904        | 6,732,756        | 117,510,660        |  |
| PLUS HOX     | 2,154,600          | 2,337            | 2,156,937          |  |
| <b>TOTAL</b> | <b>112,932,504</b> | <b>6,735,093</b> | <b>119,667,597</b> |  |

| TAX CODE:    | 20470              | QUINCY FIRE       |                    |  |
|--------------|--------------------|-------------------|--------------------|--|
| VALUE BASE:  | 7                  | Net of All        |                    |  |
| TYPE:        | SPECIAL            |                   |                    |  |
|              | <u>SECURED</u>     | <u>UNSECURED</u>  | <u>TOTAL</u>       |  |
| PARCEL COUNT | 2,675              | 437               | 3,112              |  |
| LOCAL        | 393,255,611        | 11,725,754        | 404,981,365        |  |
| UTILITY      | 195,688            |                   | 195,688            |  |
| TOTAL        | 393,451,299        | 11,725,754        | 405,177,053        |  |
| PLUS HOX     | 7,583,420          | 32,807            | 7,616,227          |  |
| <b>TOTAL</b> | <b>401,034,719</b> | <b>11,758,561</b> | <b>412,793,280</b> |  |

| TAX CODE:    | 20480              | QUINCY LIGHT      |                    |  |
|--------------|--------------------|-------------------|--------------------|--|
| VALUE BASE:  | 7                  | Net of All        |                    |  |
| TYPE:        | SPECIAL            |                   |                    |  |
|              | <u>SECURED</u>     | <u>UNSECURED</u>  | <u>TOTAL</u>       |  |
| PARCEL COUNT | 2,381              | 526               | 2,907              |  |
| LOCAL        | 314,779,130        | 13,384,384        | 328,163,514        |  |
| UTILITY      | 373,267            |                   | 373,267            |  |
| TOTAL        | 315,152,397        | 13,384,384        | 328,536,781        |  |
| PLUS HOX     | 5,919,990          | 46,807            | 5,966,797          |  |
| <b>TOTAL</b> | <b>321,072,387</b> | <b>13,431,191</b> | <b>334,503,578</b> |  |

| TAX CODE:    | 20490                | SENECA HOSPITAL   |                      |  |
|--------------|----------------------|-------------------|----------------------|--|
| VALUE BASE:  | 7                    | Net of All        |                      |  |
| TYPE:        | SPECIAL              |                   |                      |  |
|              | <u>SECURED</u>       | <u>UNSECURED</u>  | <u>TOTAL</u>         |  |
| PARCEL COUNT | 7,437                | 1,148             | 8,585                |  |
| LOCAL        | 1,354,862,607        | 33,352,081        | 1,388,214,688        |  |
| UTILITY      | 203,362              |                   | 203,362              |  |
| TOTAL        | 1,355,065,969        | 33,352,081        | 1,388,418,050        |  |
| PLUS HOX     | 7,261,800            |                   | 7,261,800            |  |
| <b>TOTAL</b> | <b>1,362,327,769</b> | <b>33,352,081</b> | <b>1,395,679,850</b> |  |

| TAX CODE:    | 20500             | SIERRA VALLEY FIRE |                   |  |
|--------------|-------------------|--------------------|-------------------|--|
| VALUE BASE:  | 7                 | Net of All         |                   |  |
| TYPE:        | SPECIAL           |                    |                   |  |
|              | <u>SECURED</u>    | <u>UNSECURED</u>   | <u>TOTAL</u>      |  |
| PARCEL COUNT | 750               | 48                 | 798               |  |
| LOCAL        | 71,319,158        | 1,795,125          | 73,114,283        |  |
| UTILITY      | 374,022           |                    | 374,022           |  |
| TOTAL        | 71,693,180        | 1,795,125          | 73,488,305        |  |
| PLUS HOX     | 721,000           |                    | 721,000           |  |
| <b>TOTAL</b> | <b>72,414,180</b> | <b>1,795,125</b>   | <b>74,209,305</b> |  |

| TAX CODE:    | 20510             | TAYLORSVILLE CEM |                   |  |
|--------------|-------------------|------------------|-------------------|--|
| VALUE BASE:  | 7                 | Net of All       |                   |  |
| TYPE:        | SPECIAL           |                  |                   |  |
|              | <u>SECURED</u>    | <u>UNSECURED</u> | <u>TOTAL</u>      |  |
| PARCEL COUNT | 715               | 103              | 818               |  |
| LOCAL        | 76,504,625        | 1,846,350        | 78,350,975        |  |
| UTILITY      | 31,710            |                  | 31,710            |  |
| TOTAL        | 76,536,335        | 1,846,350        | 78,382,685        |  |
| PLUS HOX     | 994,000           |                  | 994,000           |  |
| <b>TOTAL</b> | <b>77,530,335</b> | <b>1,846,350</b> | <b>79,376,685</b> |  |

| TAX CODE:    | 20520              | WEST ALMANOR CSD |                    |  |
|--------------|--------------------|------------------|--------------------|--|
| VALUE BASE:  | 7                  | Net of All       |                    |  |
| TYPE:        | SPECIAL            |                  |                    |  |
|              | <u>SECURED</u>     | <u>UNSECURED</u> | <u>TOTAL</u>       |  |
| PARCEL COUNT | 710                | 141              | 851                |  |
| LOCAL        | 238,056,307        | 1,390,216        | 239,446,523        |  |
| UTILITY      |                    |                  | 0                  |  |
| TOTAL        | 238,056,307        | 1,390,216        | 239,446,523        |  |
| PLUS HOX     | 686,000            |                  | 686,000            |  |
| <b>TOTAL</b> | <b>238,742,307</b> | <b>1,390,216</b> | <b>240,132,523</b> |  |

**County of Plumas**  
**AUDITOR CERTIFIED VALUES BY TAX BASE**  
**Model Num: final, Tax Year: 2015**  
**AIRCRAFT VALUES EXCLUDED**

| <b>TAX CODE: 30010 EDUCATION</b> |                      |                   |                      |
|----------------------------------|----------------------|-------------------|----------------------|
| <b>VALUE BASE: 7 Net of All</b>  |                      |                   |                      |
| <b>TYPE: SPECIAL</b>             |                      |                   |                      |
|                                  | <u>SECURED</u>       | <u>UNSECURED</u>  | <u>TOTAL</u>         |
| PARCEL COUNT                     | 24,657               | 3,350             | 28,007               |
| LOCAL                            | 3,126,770,982        | 94,396,369        | 3,221,167,351        |
| UTILITY                          | 4,149,897            |                   | 4,149,897            |
| TOTAL                            | 3,130,920,879        | 94,396,369        | 3,225,317,248        |
| PLUS HOX                         | 31,440,332           | 87,152            | 31,527,484           |
| <b>TOTAL</b>                     | <b>3,162,361,211</b> | <b>94,483,521</b> | <b>3,256,844,732</b> |

| <b>TAX CODE: 30020 FEATHER RIVER COLLEGE</b> |                      |                   |                      |
|--|----------------------|-------------------|----------------------|
| <b>VALUE BASE: 7 Net of All</b>              |                      |                   |                      |
| <b>TYPE: SPECIAL</b>                         |                      |                   |                      |
|  | <u>SECURED</u>       | <u>UNSECURED</u>  | <u>TOTAL</u>         |
| PARCEL COUNT                                 | 24,657               | 3,350             | 28,007               |
| LOCAL  | 3,126,770,982        | 94,396,369        | 3,221,167,351        |
| UTILITY                                      | 4,149,897            |                   | 4,149,897            |
| TOTAL  | 3,130,920,879        | 94,396,369        | 3,225,317,248        |
| PLUS HOX                                     | 31,440,332           | 87,152            | 31,527,484           |
| <b>TOTAL</b>                                 | <b>3,162,361,211</b> | <b>94,483,521</b> | <b>3,256,844,732</b> |

| <b>TAX CODE: 30030 PLUMAS UNIFIED SD</b> |                      |                   |                      |
|--|----------------------|-------------------|----------------------|
| <b>VALUE BASE: 7 Net of All</b>          |                      |                   |                      |
| <b>TYPE: SPECIAL</b>                     |                      |                   |                      |
|  | <u>SECURED</u>       | <u>UNSECURED</u>  | <u>TOTAL</u>         |
| PARCEL COUNT                             | 24,657               | 3,350             | 28,007               |
| LOCAL                                    | 3,126,770,982        | 94,396,369        | 3,221,167,351        |
| UTILITY                                  | 4,149,897            |                   | 4,149,897            |
| TOTAL                                    | 3,130,920,879        | 94,396,369        | 3,225,317,248        |
| PLUS HOX                                 | 31,440,332           | 87,152            | 31,527,484           |
| <b>TOTAL</b>                             | <b>3,162,361,211</b> | <b>94,483,521</b> | <b>3,256,844,732</b> |

| <b>TAX CODE: 30040 S/P UNIFIED SD</b> |                    |                  |                    |
|---------------------------------------|--------------------|------------------|--------------------|
| <b>VALUE BASE: 7 Net of All</b>       |                    |                  |                    |
| <b>TYPE: SPECIAL</b>                  |                    |                  |                    |
|                                       | <u>SECURED</u>     | <u>UNSECURED</u> | <u>TOTAL</u>       |
| PARCEL COUNT                          | 1,112              | 78               | 1,190              |
| LOCAL                                 | 101,460,051        | 2,367,761        | 103,827,812        |
| UTILITY                               | 401,268            |                  | 401,268            |
| TOTAL                                 | 101,861,319        | 2,367,761        | 104,229,080        |
| PLUS HOX                              | 805,000            |                  | 805,000            |
| <b>TOTAL</b>                          | <b>102,666,319</b> | <b>2,367,761</b> | <b>105,034,080</b> |

RESOLUTION NO. 15- 8071

**A Resolution establishing Fiscal Year 2015/16 Appropriation limits under Article XIII B of the California Constitution, and establishing period for contesting such limits for Plumas County and Board Of Supervisors governed Special Districts**

**WHEREAS**, Article XIII B of the California Constitution provides that the state and each local government shall be subject to an annual appropriation limit as defined in that Article and Article XIII B Section 8 (e) (2) requires the Governing Body to select the Change in Cost of Living methodology each year by recorded vote; and

**WHEREAS**, using the percentage change in California Per Capita Income, rather than using the change in the Local Assessment roll from the preceding year due to the addition of non-residential new construction, provides the higher appropriation limit; and

**WHEREAS**, the Auditor/Controller of Plumas County has computed the appropriations limit for the fiscal year 2015/2016; and has prepared the applicable statements showing the calculation, and such statements are available for public review:

**NOW, THEREFORE, BE IT RESOLVED**, that the Board of Supervisors, County of Plumas, State of California, selects the percentage change in California Per Capita Income and the percentage change in the population of the contiguous counties methodology for use in calculating its appropriation limit for the fiscal year 2015/2016; and

**NOW, THEREFORE, BE IT FURTHER RESOLVED**, that the appropriations limits for Plumas County and Board-governed Special Districts are hereby established as follows and that the limit may be adjusted at a later date in accordance with Sections 3 and 11 of Article XIII B of the California Constitution:

|                     |               |
|---------------------|---------------|
| Plumas County       | \$ 31,091,818 |
| Quincy Lighting     | \$ 116,545    |
| CSA #11 (Ambulance) | \$ 62,912     |
| Beckwourth CSA      | \$ 18,118     |

**BE IT FURTHER RESOLVED**, that any judicial action of proceeding to attach, review, set aside, void or annul the appropriations limits established by this resolution shall be commenced within 45 days from the date of this resolution in accordance with Division 9 of the Government Code.

**RESOLUTION NO. 15- 8071**

The foregoing, Resolution No. 15- 8071 was duly passed and adopted by the Board of Supervisors of Plumas County, State of California, at a regular meeting of said Board held on the 9<sup>th</sup> day of June, 2015 by the following vote:

**AYES:** SUPERVISORS THRALL, ENGEL, SIMPSON, SWOFFORD, GOSS

**NOES:** NONE

**ABSENT:** NONE



Chair, Board of Supervisors

**ATTEST:**



Clerk of the Board of Supervisors



**Plumas County**  
**Prop 4 Calculations**  
**January 1, 2014 to January 1, 2015**

---

|  |                                   |              |
|--|-----------------------------------|--------------|
| California Department of Finance Per Capita<br>Percentage change over prior year | $\frac{3.82 + 100}{100} = 1.0382$ | <sup>1</sup> |
|--|-----------------------------------|--------------|

---

|   |                                     |              |
|---|-------------------------------------|--------------|
| Plumas County<br>Population Percentage Change | $\frac{(0.62) + 100}{100} = 0.9938$ | <sup>2</sup> |
|---|-------------------------------------|--------------|

---

|   |               |                  |
|---|---------------|------------------|
| <b>Calculation of Factor for FY 2015/16</b> | <b>1.0318</b> | <sup>1x2</sup> ✓ |
|---|---------------|------------------|

---

**Prop 4 Spending Limits  
FY 2015/16**

| Jurisdiction               | County<br>FY 2014/15<br>Limit | County<br>FY 2015/16<br>Factor | County<br>FY 2015/16<br>Limit | District<br>FY 2015/16<br>Limit |
|----------------------------|-------------------------------|--------------------------------|-------------------------------|---------------------------------|
| Plumas County              | \$ 30,133,570                 | 1.0318                         | \$ 31,091,818                 |                                 |
| Crescent Mills Lighting    | \$ -                          | 1.0318                         | \$ -                          |                                 |
| Quincy Lighting            | \$ 112,953                    | 1.0318                         | \$ 116,545                    |                                 |
| West Almanor CSD           | \$ 694,253                    | 1.0318                         | \$ 716,330                    |                                 |
| CSA #8 Water               | \$ -                          | 1.0318                         | \$ -                          |                                 |
| Plumas Eureka CSD          | \$ 63,708                     | 1.0318                         | \$ 65,734                     |                                 |
| CSA #11                    | \$ 60,973                     | 1.0318                         | \$ 62,912                     |                                 |
| Beckwourth CSA             | \$ 17,560                     | 1.0318                         | \$ 18,118                     |                                 |
| Indian Valley CSD          | \$ 18,235                     | 1.0318                         | \$ 18,815                     |                                 |
| P.C. Flood Control         | \$ -                          | 1.0318                         | \$ -                          |                                 |
| Greenhorn Creek CSD        | \$ 92,888                     | 1.0318                         | \$ 95,842                     |                                 |
| Prattville-Almanor Fire    | \$ 75,364                     | 1.0318                         | \$ 77,761                     |                                 |
| Beckwourth Fire            | \$ 39,280                     | 1.0318                         | \$ 40,529                     |                                 |
| Chester Fire               | \$ 296,906                    | 1.0318                         | \$ 306,348                    |                                 |
| Crescent Mills Fire        | \$ 297,657                    | 1.0318                         | \$ 307,122                    |                                 |
| Graeagle Fire              | \$ 160,373                    | 1.0318                         | \$ 165,473                    |                                 |
| Hamilton Branch Fire       | \$ 393,916                    | 1.0318                         | \$ 406,443                    |                                 |
| Laporte Fire               | \$ 26,742                     | 1.0318                         | \$ 27,592                     |                                 |
| Meadow Valley Fire         | \$ 114,190                    | 1.0318                         | \$ 117,821                    |                                 |
| Peninsula Fire             | \$ 322,517                    | 1.0318                         | \$ 332,773                    |                                 |
| Quincy Fire                | \$ 521,699                    | 1.0318                         | \$ 538,289                    |                                 |
| Sierra Valley Fire         | \$ 102,670                    | 1.0318                         | \$ 105,935                    |                                 |
| Indian Valley CSD          | \$ 146,977                    | 1.0318                         | \$ 151,651                    |                                 |
| Eastern Plumas Rural Fire  | \$ 117,059                    | 1.0318                         | \$ 120,781                    |                                 |
| Chester Cemetary           | \$ -                          | 1.0318                         | \$ -                          |                                 |
| Crescent Mills Cemetery    | \$ -                          | 1.0318                         | \$ -                          |                                 |
| Cromberg Cemetery          | \$ -                          | 1.0318                         | \$ -                          |                                 |
| Greenville Cemetery        | \$ -                          | 1.0318                         | \$ -                          |                                 |
| Meadow Valley Cemetery     | \$ -                          | 1.0318                         | \$ -                          |                                 |
| Mohawk Valley Cemetery     | \$ -                          | 1.0318                         | \$ -                          |                                 |
| Portola Cemetery           | \$ -                          | 1.0318                         | \$ -                          |                                 |
| Quincy Cemetery            | \$ 313,456                    | 1.0318                         | \$ 323,424                    |                                 |
| Taylorville Cemetery       | \$ -                          | 1.0318                         | \$ -                          |                                 |
| Central Plumas Rec.        | \$ 886,348                    | 1.0318                         | \$ 914,534                    |                                 |
| Johnsville PU              | \$ 122,414                    | 1.0318                         | \$ 126,307                    |                                 |
| Graeagle CSD               | \$ 26,568                     | 1.0318                         | \$ 27,413                     |                                 |
| Greenville CSD             | \$ 553,630                    | 1.0318                         | \$ 571,235                    |                                 |
| IV Soil Conser.            | \$ -                          | 1.0318                         | \$ -                          |                                 |
| La Porte Cemetery          | \$ -                          | 1.0318                         | \$ -                          |                                 |
| Air Pollution Control      | \$ -                          | 1.0318                         | \$ -                          |                                 |
| CSA #12                    | \$ -                          | 1.0318                         | \$ -                          |                                 |
| Sierra Valley Ground Water | \$ -                          | 1.0318                         | \$ -                          |                                 |
| Feather River Canyon CSD   | \$ -                          | 1.0318                         | \$ -                          |                                 |
| <b>Totals</b>              | <b>\$ 35,711,906</b>          |                                | <b>\$ 36,847,545</b>          |                                 |

**Plumas County**


**Prop 4 Spending Limit  
FY 2015/16**

*Growth Factor:*

|  |        |
|--|--------|
| Per Capita Personal Income<br>Change from Prior Year | 1.0382 |
| X  |        |
| Population Growth from<br>01/01/14-01/01/15          | 0.9938 |
| <hr/>  |        |
| Growth Factor FY 2015/16                             | 1.0318 |

FY 2015/16 Prop 4 Spending Limit \$ 30,133,570

**FY 2015/16 Prop 4 Spending Limit \$ 31,091,818**



---

**Roberta M. Allen, CPA  
Auditor / Controller**

**Quincy Lighting**


**Prop 4 Spending Limit  
FY 2015/16**

*Growth Factor:*

|  |        |
|--|--------|
| Per Capita Personal Income<br>Change from Prior Year | 1.0382 |
| <b>X</b>   |        |
| Population Growth from<br>01/01/14-01/01/15          | 0.9938 |
| <hr/>  |        |
| Growth Factor FY 2015/16                             | 1.0318 |

FY 2015/16 Prop 4 Spending Limit \$ 112,953

**FY 2015/16 Prop 4 Spending Limit \$ 116,545**

  
\_\_\_\_\_  
Roberta M. Allen, CPA  
Auditor / Controller

**CSA #11**

**Prop 4 Spending Limit  
FY 2015/16**

*Growth Factor:*

|  |        |
|--|--------|
| Per Capita Personal Income<br>Change from Prior Year | 1.0382 |
| X  |        |
| Population Growth from<br>01/01/14-01/01/15          | 0.9938 |
| <hr/>  |        |
| Growth Factor FY 2015/16                             | 1.0318 |

FY 2015/16 Prop 4 Spending Limit   \$     60,973

**FY 2015/16 Prop 4 Spending Limit   \$     62,912**



**Roberta M. Allen, CPA  
Auditor / Controller**

**Beckwourth CSA**

**Prop 4 Spending Limit  
FY 2015/16**

*Growth Factor:*

|  |        |
|--|--------|
| Per Capita Personal Income<br>Change from Prior Year | 1.0382 |
| X  |        |
| Population Growth from<br>01/01/14-01/01/15          | 0.9938 |
| <hr/>  |        |
| Growth Factor FY 2015/16                             | 1.0318 |

FY 2015/16 Prop 4 Spending Limit   \$   17,560

**FY 2015/16 Prop 4 Spending Limit   \$   18,118**



---

**Roberta M. Allen, CPA  
Auditor / Controller**

**COUNTY  
FINANCIAL TRANSACTION  
REPORT**

---

---

---

# COUNTIES FINANCIAL TRANSACTIONS AND COMPENSATION REPORT

## COVER PAGE

County of Plumas

Fiscal Year: **2015**

ID Number: **10993200000**

Certification:

I hereby certify that, to the best of my knowledge and belief, the report forms fairly reflect the financial transactions of the county in accordance with the requirements as prescribed by the California State Controller.

County Auditor-Controller

  
Signature

10/14/15  
Date

Roberta M. Allen  
Name (Please Print)

Per Government Code section 53891, this report is due within 90 days after the end of the fiscal year. If filed in electronic format, the report is due within 110 days after the end of the fiscal year.

Please complete, sign, and mail this cover page to either address below.

Mailing Address:

State Controller's Office  
Division of Accounting and Reporting  
Local Government Reporting Section  
P. O. Box 942850  
Sacramento, CA 94250

Express Mailing Address:

State Controller's Office  
Division of Accounting and Reporting  
Local Government Reporting Section  
3301 C Street, Suite 700  
Sacramento, CA 95816



# Supplement to the County Annual Report

County Name Plumas County

Mark the appropriate box below to indicate the ending date of your agency's fiscal year. Report data for that period only.

June 2015

Return this form to the **California State Controller's Office**. If you have any questions regarding this form please contact:

*U.S. Bureau of the Census, Robyn Harris, 1-800-242-4523*

## 1. Personnel Expenditures

Report your government's total expenditure for salaries and wages during the year, including amounts paid on force account construction projects.

|     |                  |
|-----|------------------|
| Z00 | \$ 18,634,283.17 |
|-----|------------------|

## 2. Cash and Investment Assets at End of Fiscal Year

Report below cash and investment assets held at the end of the fiscal year, for all funds **except** employee retirement, internal service, or non-expendable trust funds. Include amounts held in the general fund, special revenue funds, debt service funds, capital project funds, and enterprise funds. Include cash and deposits, Federal securities, Federal agency securities, state and local government securities, and other securities. Exclude accounts receivable, value of real property, and any other non-security assets.

|  |     |               |
|--|-----|---------------|
| 1. Sinking Funds - Reserves held for the redemption of long-term debt.                 | W01 | \$ 1,023,125  |
| 2. Bond Funds - Unexpended proceeds from the sale of bond issues pending disbursement. | W31 | \$ 0          |
| 3. All Other Funds - Exclude employee retirement funds.                                | W61 | \$ 47,843,682 |

County of Plumas

Counties Financial Transactions Report

Detailed Summary of Footnotes For Fiscal Year 2014-15

| Forms  | Column | Additional Details | Footnotes   |
|--|--------|--------------------|---|
| <b>Airport Activity/Enterprise Revenue and Expense</b> |        |                    |   |
| Sales and Services                                     |        |                    | This increase of \$152,657, or 109%, was caused by the airport starting to sell fuel for aircraft in FY 2014-15, in addition to its historical vehicle gas sales.   |
| Cost of Sales and Service                              |        |                    | This increase of \$102,671, or 76%, was caused by the airport starting to sell fuel for aircraft in FY 2014-15, in addition to its historical vehicle gas sales.  |
| Federal  |        |                    | This increase of \$573,388, or 136% over the prior year, was caused by an increase in FAA Grants to three airports: Quincy (\$87,000 increase), Chester (\$446,000 increase) and Beckwourth (\$40,000 increase).      |
| State  |        |                    | This decrease of \$30,192, or 44% from the prior year was caused by an approximate \$30,000 decrease in the current year grant for State Aeronautics as compared to the prior year.                                   |
| <b>Property Taxes and Other Taxes</b>                  |        |                    |   |
| Supplemental County Wide Secured and Unsecured         |        |                    | This increase of \$37,295, or 109% over last year is due to an increase in home sales and commercial remodeling projects in the County.   |
| <b>Use Of Money and Property</b>                       |        |                    |   |
| Interest   |        |                    | This increase of \$44,584, or 65% over last year, is due to a combination of a higher cash balance carried throughout the fiscal year, specifically in health and roads, and an increase in the interest rate earned. |

**County of Plumas**

**Counties Financial Transactions Report**

Detailed Summary of Footnotes For Fiscal Year 2014-15

| Forms   | Column | Additional Details | Footnotes   |
|---|--------|--------------------|---|
| <b>Aid From Other Governmental Agencies - State</b>   |        |                    |   |
| Realignment from the Vehicle License Fee (VLF) Fund   |        |                    | This increase of \$768,750, or 57%, was due to receipt of more money from the state in the current year over the prior year.  |
| Public Assistance Programs (Include CALWORKS Program) |        |                    | This decrease of \$538,377, or 54% compared to last year, is due to receiving \$330,000 less from CALWORKS and \$200,000 less from state public assistance.   |
| Roads   |        |                    | This decrease of \$458,346, or 66% compared to last year, was caused by no TEA grant received in the current year as opposed to approximately \$676,000 in the prior year.                          |
| Library   |        |                    | This increase of \$24,893, or 73% over last year, was due to a \$20,000 increase in a literacy grant in comparison to the prior year.   |
| DA Programs - Family/Child/Child Support Incentive    |        |                    | This increase of \$561,082, or 246% over last year, was due to the receipt of \$518,000 in family support moneys received from the state in the current year as compared to zero in the prior year. |
| <b>Aid From Other Governmental Agencies - Federal</b> |        |                    |   |
| Public Assistance Administration                      |        |                    | This increase of \$715,965, or 61% over last year, was due to the receipt of more moneys from the federal government for welfare.   |
| Public Assistance Programs                            |        |                    | This increase of \$645,816, or 84% over last year, was due to the receipt of more federal moneys for the welfare program.   |

County of Plumas

Counties Financial Transactions Report

Detailed Summary of Footnotes For Fiscal Year 2014-15

| Forms   | Column                            | Additional Details | Footnotes  |
|---|-----------------------------------|--------------------|--|
| <b>Aid From Other Governmental Agencies - Federal</b> |                                   |                    |  |
|   | Road Projects                     |                    | This decrease of \$891,669, or 84% as compared to last year, was due to HBRR Bridge projects being mostly completed in the prior year with a very small amount of revenue to finish the projects in the current year.  |
| <b>Charges for Current Services</b>                   |                                   |                    |  |
|   | Planning and Engineering Services |                    | This decrease of \$30,744, or 59% from the prior year, was due to a decrease in outside services reimbursement of approximately \$29,000.  |
|   | Road and Street Services          |                    | This increase of \$195,033, or 105% over the prior year, was due to an increase in work performed over the prior year including right of way timber sales, striping done on Sierra County roadways, insurance reimbursements, and transportation and encroachment permits. |
|   | Mental Health Services            |                    | This increase of \$143,133, or 65% over prior year was due to additional moneys received from the state for health fees as compared to last year.  |
| <b>Miscellaneous Revenue</b>                          |                                   |                    |  |
|   | Welfare Repayments                |                    | This decrease of \$50,240, or 55% from the prior year was due to recovering less from welfare recipients who were overpaid in welfare benefits.  |
| <b>Other Financing Sources</b>                        |                                   |                    |  |
|   | Proceeds from the Sale of Bonds   |                    | Umpqua Private Lease   |

**County of Plumas**

**Counties Financial Transactions Report**

**Detailed Summary of Footnotes For Fiscal Year 2014-15**

| <b>Forms</b>             | <b>Column</b> | <b>Additional Details</b> | <b>Footnotes</b>   |
|--------------------------|---------------|---------------------------|--|
| <b>Health</b>            |               |                           |  |
| Mental Health            | A             |                           | This increase of \$2,049,917, or 62% over last year was caused primarily by an increase in salaries and benefits (\$330,000) and professional services (\$1,453,525) and hospital services (\$65,000). |
| <b>Public Assistance</b> |               |                           |  |
| Veterans Services        | A             |                           | This increase of \$39,173, or 49% over prior year, was caused by an increase in salaries and benefits from increasing the FTEs from 0.5 to 1.0.  |
| <b>Balance Sheet</b>     |               |                           |  |
| Current Liabilities      | B             |                           | This increase of \$1,609,185, or 100% over the prior year was due to an increase of \$1.45 million in warrants payable and \$250,000 in accounts payable over the prior year.                          |
| Current Liabilities      | D             |                           | This increase of \$233,506 is due to an increase in accounts payable of \$196,000 and warrants payable of \$38,000.  |
| Current Liabilities      | E             |                           | This increase of \$655,983 or 1,122% over the prior year is due to an increase of \$675,000 in accounts payable.   |
| Unreserved               | F             |                           | This increase of \$1,692,562 or 154% over the prior year was due to a \$1.7 million improvement to the workers comp and liability ISF in the current year as opposed to the prior year.                |

County of Plumas

County Financial Transactions Report

General Information

Fiscal Year 2015

|                       |         |                |  |
|-----------------------|---------|----------------|--|
| <b>County Auditor</b> |         |                |  |
| First                 | Roberta | Middle Initial |  |
| Last                  | Allen   |                |  |

|                        |                           |                                     |                     |
|------------------------|---------------------------|-------------------------------------|---------------------|
| <b>Mailing Address</b> |                           |                                     |                     |
| Street 1               | 520 Main Street, Room 205 | <input checked="" type="checkbox"/> | Is Address Changed? |
| Street 2               |                           |                                     |                     |
| City                   | Quincy                    | State                               | CA                  |
| Zip                    | 95971-                    |                                     |                     |

|                           |                          |                |                |
|---------------------------|--------------------------|----------------|----------------|
| <b>Report Prepared By</b> |                          |                |                |
| First                     | Roberta                  | Middle Initial |                |
| Last                      | Allen                    |                |                |
| Title                     | Auditor/Controller       | Telephone      | (530) 283-6248 |
| Email                     | rallen@countyofplumas.co | Fax No.        | (530) 283-6442 |

**County of Plumas**  
**County Financial Transactions Report**  
**Airport Enterprise/Activity**  
**Statement of Revenues and Expenses**

Fiscal Year                    2015

Is this Activity Accounted for as an Enterprise? (Enter Yes or No)

Yes

**Operating Revenues**

|                                 |                  |
|---------------------------------|------------------|
| Landing Fees                    | 17,670           |
| Aircraft Storage Fees           |                  |
| Fuel Flowage Fees               |                  |
| Concessions                     |                  |
| Rents and Leases                | 110,346          |
| Sales and Services              | 292,547          |
| Other Revenues                  |                  |
| <b>Total Operating Revenues</b> | <b>\$420,563</b> |

**Operating Expenses**

|                                    |                    |
|------------------------------------|--------------------|
| Administration                     | 101,601            |
| <b>Maintenance and Operation</b>   |                    |
| Landing Areas                      |                    |
| Terminal Buildings and Areas       | 43,881             |
| Other Buildings and Areas          |                    |
| General Shops and Equipment        | 18,867             |
| Cost of Sales and Service          | 237,020            |
| Depreciation                       | 600,000            |
| Other Operating Expenses           | 8,053              |
| <b>Total Operating Expenses</b>    | <b>\$1,009,422</b> |
| <b>Net Operating Income (Loss)</b> | <b>(\$588,859)</b> |

**Non-Operating Revenues**

|  |         |
|--|---------|
| Interest                               | 397     |
| Net Gain (Loss) from Sales of Property |         |
| <b>Grants-In-Aid</b>                   |         |
| Federal                                | 994,045 |
| State                                  | 38,035  |
| In-Lieu Taxes                          |         |

**County of Plumas**  
**Counties Financial Transactions Report**  
**Airport Enterprise/Activity**  
**Statement of Revenues and Expenses**

Fiscal Year                    2015

|   |                    |
|---|--------------------|
| Other   | 2,614              |
| Other Non-Operating Revenues                      | 2,953              |
| <b>Total Non-Operating Revenues</b>               | <b>\$1,038,044</b> |
| <b>Non-Operating Expenses</b>                     |                    |
| Interest  |                    |
| Judgments and Damages                             |                    |
| Taxes and Assessments                             |                    |
| Current Year Capital Outlay (Non-Enterprise Only) |                    |
| Other Non-Operating Expenses                      |                    |
| <b>Total Non-Operating Expenses</b>               | <b>\$0</b>         |
| <b>Income (Loss) Before Operating Transfers</b>   | <b>\$449,185</b>   |
| Transfers In from the County                      |                    |
| Transfers Out to the County                       |                    |
| <b>Total Transfers In (Out)</b>                   | <b>\$0</b>         |
| <b>Net Income (Loss)</b>                          | <b>\$449,185</b>   |
| Current Year Capital Outlay for Enterprise        | 957,576            |



**County of Plumas**  
**Counties Financial Transactions Report**  
**Other Enterprise**

**Statement of Revenues and Expenses**

Fiscal Year 2015

Activity Name *(Other Activities must maintain the same activity name from year to year)*

Sanitation

**Operating Revenues**

Charges for Services

217,938

Other Operating Revenues

**Total Operating Revenues**

\$217,938

**Operating Expenses**

Personnel Services

Contractual Services

181,297

Supplies

Materials

Other Operating Expenses

16,092

General and Administrative Expenses

51,049

Depreciation Expense

40,000

**Total Operating Expenses**

\$288,438

**Net Operating Income (Loss)**

(\$70,500)

**Non-Operating Revenues**

Interest

9,498

**Operating Grants**

Federal

State

Gain on Sale of Assets

Other Non-Operating Revenues

841

**Total Non-Operating Revenues**

\$10,339

**Non-Operating Expenses**

Interest

Loss on Sale of Assets

Other Non-Operating Expenses

**Total Non-Operating Expenses**

\$0

**Income (Loss) Before Operating Transfers**

(\$60,161)

Transfers In from the County

Transfers Out to the County

63,793

**Total Transfers In (Out)**

(\$63,793)

**Net Income (Loss)**

(\$123,954)

Current Year Capital Outlay

**County of Plumas**  
**County's Financial Transactions Report**  
**Statement of Revenues**

**Taxes: Property Taxes and Other Taxes**

Fiscal Year                    2015

**Property Taxes**

|  |                    |
|--|--------------------|
| County Wide Secured and Unsecured                              | 7,690,310          |
| Supplemental County Wide Secured and Unsecured                 | 71,611             |
| Less Than County Wide Funds Secured and Unsecured              |                    |
| Supplemental Less Than County Wide Funds Secured and Unsecured |                    |
| Property Tax In-Lieu of Vehicle License Fees                   | 2,028,563          |
| Voter Approved Indebtedness                                    |                    |
| Supplemental Voter Approved Indebtedness                       |                    |
| Prior Year Secured and Unsecured                               | 8,840              |
| Supplemental Prior Year Secured and Unsecured                  |                    |
| <b>Total Property Taxes</b>                                    | <b>\$9,799,324</b> |

**Other Taxes**

|   |           |
|---|-----------|
| Sales and Use Taxes                       | 1,302,573 |
| In-Lieu Local Sales and Use Taxes         | 513,946   |
| Transportation Tax (Non-Transit Purposes) |           |
| Property Transfer                         | 182,973   |
| Transient Lodging (Room Occupancy)        | 1,271,096 |
| Timber Yield                              | 137,115   |
| Aircraft                                  | 15,932    |
| Construction Development Taxes            |           |
| Utility Users Tax                         |           |
| Other (Specify, maximum of 5 entries)     | \$23,140  |

**Specify:**

**Amount:**

|               |                 |
|---------------|-----------------|
| PILT          | 18,046          |
| Tax Sale      | 5,094           |
| <b>Total:</b> | <b>\$23,140</b> |

**Total Other Taxes**

**\$3,446,775**

**County of Plumas**  
**County's Financial Transactions Report**  
**Statement of Revenues**

**Special Benefit Assessments**

Fiscal Year                    2015

Operations

|  |   |
|--|---|
|  | 0 |
|--|---|

Capital Outlay

|  |  |
|--|--|
|  |  |
|--|--|

**Total Special Benefit Assessments**

|  |     |
|--|-----|
|  | \$0 |
|--|-----|



County of Plumas

County Financial Transactions Report  
Statement of Revenues

Fines, Forfeitures and Penalties

Fiscal Year 2015

|   |                    |
|---|--------------------|
| Vehicle Code Fines                            | 42                 |
| Other Court Fines                             | 280,269            |
| Forfeitures and Penalties                     | 1,331              |
| Penalties and Cost on Delinquent Taxes        | 806,258            |
| <b>Total Fines, Forfeitures and Penalties</b> | <b>\$1,087,900</b> |

County of Plumas

County Financial Transactions Report  
Statement of Revenues

Revenue From the Use of Money and Property

Fiscal Year

2015

Interest and Investments

113,364

Rents and Concessions

324,743

Royalties

Total Revenue from the Use of Money and Property

\$438,107

County of Plumas

County Financial Transactions Report  
Statement of Revenues

Aid From Other Governmental Agencies - State

Fiscal Year 2015

State

|  |           |
|--|-----------|
| Highway Users Tax  | 2,820,620 |
| Motor Vehicle In-Lieu Tax                                  |           |
| Realignment from the Vehicle License Fee (VLF) Fund        | 2,108,294 |
| Other State In-Lieu Taxes                                  |           |
| Highway Property Rentals                                   |           |
| Public Assistance Administration (Include CALWORKS Admin.) | 1,983,274 |
| Public Assistance Programs (Include CALWORKS Program)      | 449,661   |
| Realignment for Social Services                            | 2,675,964 |
| Aid for Agriculture  | 183,387   |
| Aid for Construction                                       |           |
| Aid for Corrections  | 744,309   |
| Aid for County Fairs                                       | 36,000    |
| Aid for Disaster   |           |
| Homeowners' Property Tax Relief                            | 66,875    |
| Open Space Tax Relief                                      |           |
| SB 90 Mandated Costs                                       |           |
| Off Highway Motor Vehicle License Fee                      | 65,503    |
| Roads  | 240,510   |
| Child Care Food/Special Milk Program                       |           |
| Peace Officers Standards and Training                      |           |
| Public Defender  |           |
| Tobacco Tax - AB 75 / Prop. 99                             | 150,000   |
| Public Safety Fund - Realignment                           | 1,107,591 |
| <b>Health Programs</b>                                     |           |
| Aid for Mental Health                                      | 2,573,019 |
| Realignment for Mental Health                              | 1,889,474 |
| Medically Indigent Adult (MIA)                             |           |
| Alcohol and Drug Abuse                                     |           |
| Realignment for Health Services                            | 167,557   |

**County of Plumas**

**Counties Financial Transactions Report  
Statement of Revenues**

**Aid From Other Governmental Agencies - State**

Fiscal Year                    2015

Other Aid for Health (Specify, maximum of 5 entries)

\$1,452,215

Specify:

Amount:

|                                   |                    |
|-----------------------------------|--------------------|
| Child lead grant                  | 19,516             |
| Environmental health CUPA and LEA | 114,745            |
| Health cat program                | 1,317,954          |
| <b>Total:</b>                     | <b>\$1,452,215</b> |

State - Other (Use applicable revenue source or specify)

Supplemental Law Enforcement Services Fund (SLESF/COPS)

185,762

Office of Criminal Justice Planning (OCJP)

13,999

Library

58,882

Stabilization

Veterans Affairs Programs

46,429

Sheriff Boating Safety

125,511

Victim Witness Programs

83,039

DA Programs

788,703

Civil Defense

Aging Programs

118,773

Law Enforcement

833,421

Other State (Specify, maximum of 10 entries)

\$1,314,809

Specify:

Amount:

|   |                    |
|---|--------------------|
| OHV Trail Grant                         | 116,173            |
| OES                                     | 147,024            |
| Oil recycling grant                     | 12,262             |
| Court security                          | 408,309            |
| ARC assistance                          | 502                |
| Bottle grant                            | 10,000             |
| Miscellaneous                           | 73,682             |
| Uderground storage tank leakage program | 43,858             |
| Probation                               | 461,397            |
| CDBG                                    | 41,602             |
| <b>Total:</b>                           | <b>\$1,314,809</b> |

Total State

\$22,283,581



County of Plumas

Counties Financial Transactions Report  
Statement of Revenues

Aid From Other Governmental Agencies - Federal

Fiscal Year 2015

Federal

|   |           |
|---|-----------|
| Public Assistance Administration                                  | 1,884,828 |
| Public Assistance Programs  | 1,412,537 |
| Health Administration   |           |
| Aid for Construction  |           |
| Aid for Disaster  |           |
| Forest Reserve Revenue  | 1,619,204 |
| In-Lieu Taxes   | 390,322   |
| <b>Federal - Other (Use applicable revenue source or specify)</b> |           |
| Workforce Investment Act (WIA)                                    |           |
| Community Development Block Grant                                 |           |
| Health/Mental Health Grants                                       | 443,381   |
| Community Oriented Policy Services (COPS)                         | 28,321    |
| Office of Criminal Justice Planning (OCJP)                        |           |
| DEA Programs/Drug and Alcohol Programs                            | 416,164   |
| DA Programs   | 395,942   |
| Grazing   | 184       |
| Aging Programs  |           |
| Senior Citizens Programs  |           |
| Road Projects   | 165,234   |
| Law Enforcement   | 129,642   |
| Other Federal (Specify, maximum of 10 entries)                    | \$3,540   |

Specify:

Amount:

|                      |                |
|----------------------|----------------|
| Mapping noxious weed | 3,540          |
| <b>Total:</b>        | <b>\$3,540</b> |

Total Federal

\$6,889,299

**County of Plumas  
 Counties Financial Transactions Report  
 Statement of Revenues**

**Other In-Lieu Taxes and Other Governmental Agencies**

Fiscal Year 2015

**Other In-Lieu Taxes**

Other: In-Lieu Taxes (Specify, maximum of 5 entries)

**Specify:**

**Amount:**

|  |  |
|--|--|
|  |  |
|  |  |
|  |  |
|  |  |
|  |  |

**Other Governmental Agencies** (Use applicable revenue source or specify)

City/County

Redevelopment/Housing

Special Districts/Joint Power Authority (JPA)

Other: Governmental Agencies (Specify, maximum of 5 entries)

**Specify:**

**Amount:**

|  |  |
|--|--|
|  |  |
|  |  |
|  |  |
|  |  |
|  |  |

**Total Other In-Lieu Taxes and Other Governmental Agencies**

**\$0**

**County of Plumas**

**County Financial Transactions Report  
Statement of Revenues**

**Charges for Current Services**

Fiscal Year                    2015

|   |                  |
|---|------------------|
| Assessments and Tax Collection Fees   | 161,794          |
| <b>Property Tax Administrative Fees</b>   | <b>\$118,997</b> |
| Cities  |                  |
| Redevelopment Agencies  |                  |
| Special Districts   | 118,997          |
| Auditing and Accounting Fees  | 41,790           |
| Communication Services  |                  |
| Election Services   | 42,410           |
| Legal Services  | 7,196            |
| Planning and Engineering Services   | 21,718           |
| Agricultural Services   | 37,151           |
| Civil Process Services  | 15,155           |
| Court Fees and Costs  | 78,017           |
| Booking Fees  | 19,274           |
| Estate Fees   | 5,437            |
| Humane Services   | 16,011           |
| Law Enforcement Services  | 110,129          |
| Recording Fees  | 192,905          |
| Road and Street Services  | 380,314          |
| Health Fees   | 341,643          |
| Mental Health Services  | 363,584          |
| California Children's Services  |                  |
| Sanitation Services   | 239,563          |
| Institutional Care and Services   | 7,715            |
| Library Services  | 6,968            |
| Park and Recreation Fees  | 12,425           |
| <b>Charges for Current Services - Other</b> (Use applicable revenue sources or specify) |                  |
| Personnel Services  |                  |
| Building Maintenance and Grounds  |                  |
| Administrative Services   | 328,190          |

**County of Plumas**  
**County's Financial Transactions Report**  
**Statement of Revenues**  
**Charges for Current Services**

Fiscal Year                    2015

Other (Specify, maximum of 10 entries)

\$1,299,730

**Specify:**

**Amount:**

|                       |                    |
|-----------------------|--------------------|
| Drug and Alcohol Fees | 4,208              |
| Museum                | 4,799              |
| A-87 Cost Plan        | 1,206,997          |
| County fair           | 51,851             |
| Miscellaneous         | 87                 |
| Probation             | 31,788             |
| <b>Total:</b>         | <b>\$1,299,730</b> |

**Total Charges for Current Services**

**\$3,848,116**

**County of Plumas**  
**County Financial Transactions Report**  
**Statement of Revenues**

**Miscellaneous Revenues**

Fiscal Year                    2015

Miscellaneous Revenues    (Use applicable revenue source or specify)

|  |           |
|--|-----------|
| Other Sales  | 0         |
| Tobacco Settlement                                   | 174,404   |
| Welfare Repayments                                   | 41,179    |
| Cancelled Warrants                                   | 112       |
| Other Miscellaneous (Specify, maximum of 10 entries) | \$835,151 |

Specify:

Amount:

|  |                  |
|--|------------------|
| 4850 w/c salary reimbursement                    | 43,617           |
| Contributions from outside entities (non-county) | 114,706          |
| Donations  | 94,418           |
| Jail inmate commissary reimbursement             | 38,985           |
| Other miscellaneous                              | 42,207           |
| Rebates and unclaimed funds                      | 441,218          |
| Safety incentives                                | 60,000           |
| <b>Total:</b>                                    | <b>\$835,151</b> |

**Total Miscellaneous Revenue**

**\$1,050,846**

County of Plumas

County Financial Transactions Report  
Statement of Revenues

Other Financing Sources

|                                      |      |                    |
|--------------------------------------|------|--------------------|
| Fiscal Year                          | 2015 |                    |
| Sale of Fixed Assets                 |      | 17,598             |
| Proceeds from the Sale of Bonds      |      | 2,158,984          |
| Other Long-Term Debt Proceeds        |      |                    |
| <b>Total Other Financing Sources</b> |      | <b>\$2,176,582</b> |

1. For all proceeds reported, please enter a footnote specifying the related debt schedule(s).
2. Report any short-term proceeds as "Other Long-Term Debt Proceeds."

**County of Plumas**  
**County Financial Transactions Report**  
**Statement of Revenues**

**Transfers In**

Fiscal Year                      2015

|   |  |              |
|---|--|--------------|
| <b>Grand Total of Revenues Before Transfers</b>   |  | \$51,754,031 |
| <i>Airport (Enter any transfers on the Airport activity/enterprise form)</i>                        |  | \$0          |
| <i>Hospital (Enter any transfers on the Hospital activity/enterprise form)</i>                      |  | \$0          |
| <i>Refuse (Enter any transfers on the Refuse activity/enterprise form)</i>                          |  | \$0          |
| <i>Other (Enter any transfers on the Other enterprise form)</i>                                     |  | \$63,793     |
| <b>Total Transfers In from Enterprise(s)</b>  |  | \$63,793     |
| <b>Operating Transfers between Funds other than Governmental and Enterprise (i.e., Trust Funds)</b> |  | 5,409        |
| <b>Total Revenues and Transfers In</b>  |  | \$51,823,233 |
| <b>Interfund Operating Transfers within Governmental Funds</b>                                      |  | 19,953,427   |

**County of Plumas**  
**County Financial Transactions Report**  
**Statement of Expenditures**

**General**

| Fiscal Year                                 | 2015 | Operating<br>Expenditures | Capital Outlay | Total              |
|---|------|---------------------------|----------------|--------------------|
|   |      | A                         | B              |                    |
| <b>Legislative and Administrative</b>       |      |                           |                |                    |
| Board of Supervisors                        |      | 466,789                   |                |                    |
| Clerk of the Board                          |      | 84,000                    |                |                    |
| Administrative Officer                      |      | 1,449                     |                |                    |
| Council of Governments                      |      |                           |                |                    |
| Other                                       |      | 356,132                   |                |                    |
| <b>Total Legislative and Administrative</b> |      | <b>\$908,370</b>          | <b>\$0</b>     | <b>\$908,370</b>   |
| <b>Finance</b>                              |      |                           |                |                    |
| Auditor - Controller                        |      | 707,690                   |                |                    |
| Treasurer - Tax Collector                   |      | 661,530                   |                |                    |
| Assessor                                    |      | 655,124                   |                |                    |
| Purchasing Agent                            |      |                           |                |                    |
| Other                                       |      |                           |                |                    |
| <b>Total Finance</b>                        |      | <b>\$2,024,344</b>        | <b>\$0</b>     | <b>\$2,024,344</b> |
| <b>Counsel</b>                              |      |                           |                |                    |
| County Counsel                              |      | 448,572                   |                |                    |
| District Attorney (Legal Advice)            |      |                           |                |                    |
| Other                                       |      |                           |                |                    |
| <b>Total Counsel</b>                        |      | <b>\$448,572</b>          | <b>\$0</b>     | <b>\$448,572</b>   |
| Personnel                                   |      | 346,496                   |                | \$346,496          |
| Elections                                   |      | 263,728                   | 5,117          | \$268,845          |
| Communications                              |      |                           |                | \$0                |
| Property Management                         |      | 1,432,357                 | 121,223        | \$1,553,580        |
| <b>Plant Acquisition</b>                    |      |                           |                |                    |
| Jails                                       |      |                           |                |                    |
| Courts                                      |      |                           |                |                    |
| Other                                       |      |                           |                |                    |
| <b>Total Plant Acquisition</b>              |      | <b>\$0</b>                | <b>\$0</b>     | <b>\$0</b>         |
| Promotion                                   |      | 567,214                   |                | \$567,214          |
| Other General                               |      | 1,158,637                 |                | \$1,158,637        |



County of Plumas

County's Financial Transactions Report  
Statement of Expenditures

Public Protection

Fiscal Year 2015

|  | Operating Expenditures<br>A | Capital Outlay<br>B | Total              |
|--|-----------------------------|---------------------|--------------------|
| <b>Judicial</b>  |                             |                     |                    |
| Trial Court Maintenance of Effort (MOE)<br><i>(GC 77201.1 - Remitted to the State)</i>         | 154,384                     |                     |                    |
| Fifty Percent Excess Revenue Calculation<br><i>(GC 77205 - Remitted to the State)</i>          |                             |                     |                    |
| Other Trial Court<br><i>(Include Non-Rule 810-Facility Related and MOE Penalties GC 68065)</i> | 384,619                     | 115,400             |                    |
| County Clerk   |                             |                     |                    |
| Grand Jury (Including Audit)   | 23,082                      |                     |                    |
| District Attorney - Prosecution  | 1,217,195                   | 23,669              |                    |
| District Attorney - Family Support   | 662,038                     |                     |                    |
| Public Defender  | 404,309                     |                     |                    |
| Court Appointed Counsel  |                             |                     |                    |
| Other  |                             |                     |                    |
| <b>Total Judicial</b>  | <b>\$2,845,627</b>          | <b>\$139,069</b>    | <b>\$2,984,696</b> |
| <b>Police Protection</b>   | <b>6,095,608</b>            | <b>134,696</b>      | <b>\$6,230,304</b> |
| <b>Detention and Correction</b>  |                             |                     |                    |
| Adult Detention  | 1,913,896                   | 39,849              |                    |
| Juvenile Detention   |                             |                     |                    |
| Probation  | 1,337,940                   | 34,928              |                    |
| <b>Total Detention and Correction</b>  | <b>\$3,251,836</b>          | <b>\$74,777</b>     | <b>\$3,326,613</b> |
| Fire Protection  |                             |                     | \$0                |
| Flood Control - Soil and Water Conservation  |                             |                     | \$0                |
| <b>Protective Inspection</b>   |                             |                     |                    |
| Agricultural Commissioner  | 379,065                     |                     |                    |
| Building Inspector   | 596,055                     |                     |                    |
| Livestock Inspector  |                             |                     |                    |

**County of Plumas**  
**County Financial Transactions Report**  
**Statement of Expenditures**

**Public Protection**

Fiscal Year                    2015

|                                    |                    |                 |                    |
|------------------------------------|--------------------|-----------------|--------------------|
| Sealer of Weights and Measures     |                    |                 |                    |
| <b>Total Protective Inspection</b> | <b>\$975.120</b>   | <b>\$0</b>      | <b>\$975.120</b>   |
| <b>Other Protection</b>            |                    |                 |                    |
| LAFCO                              | 50,682             |                 |                    |
| Recorder                           | 371,580            | 9,492           |                    |
| Coroner                            |                    |                 |                    |
| Emergency Services                 | 139,887            | 20,668          |                    |
| Planning and Zoning                | 501,997            |                 |                    |
| Humane Services (Pound)            | 204,971            |                 |                    |
| Other                              | 35,648             |                 |                    |
| <b>Total Other Protection</b>      | <b>\$1,304,765</b> | <b>\$30,160</b> | <b>\$1,334,925</b> |

County of Plumas  
 Counties Financial Transactions Report  
 Statement of Expenditures

Public Ways and Facilities

Fiscal Year            2015

|                          | Operating<br>Expenditures<br>A | Capital Outlay<br>B | Total       |
|--------------------------|--------------------------------|---------------------|-------------|
| Roads                    | 6,622,965                      | 976,095             | \$7,599,060 |
| Transportation Terminals |                                |                     | \$0         |
| Transportation Systems   |                                |                     | \$0         |
| Parking Facilities       |                                |                     | \$0         |

**County of Plumas**  
**County Financial Transactions Report**  
**Statement of Expenditures**

**Health**

Fiscal Year                    2015

|                                 | Operating<br>Expenditures<br>A | Capital Outlay<br>B | Total       |
|---------------------------------|--------------------------------|---------------------|-------------|
| Public Health                   | 3,832,607                      | 50,998              | \$3,883,605 |
| Medical Care                    | 71,537                         |                     | \$71,537    |
| Mental Health                   | 5,335,634                      | 283,384             | \$5,619,018 |
| Drug and Alcohol Abuse Services | 561,237                        |                     | \$561,237   |

**County of Plumas**  
**County's Financial Transactions Report**  
**Statement of Expenditures**

**Sanitation**

|                     |      |                               |                       |              |
|---------------------|------|-------------------------------|-----------------------|--------------|
| <b>Fiscal Year</b>  | 2015 |                               |                       |              |
|                     |      | <b>Operating Expenditures</b> | <b>Capital Outlay</b> | <b>Total</b> |
| Sanitation Services |      | 0                             |                       | \$0          |

**County of Plumas**

**County Financial Transactions Report  
Statement of Expenditures**

**Public Assistance**

| Fiscal Year                          | 2015 | Operating Expenditures | Capital Outlay  | Total              |
|--------------------------------------|------|------------------------|-----------------|--------------------|
|                                      |      | A                      | B               |                    |
| <b>Welfare</b>                       |      |                        |                 |                    |
| Administration                       |      | 3,575,170              |                 |                    |
| Aid Programs Cash                    |      | 3,554,181              | 66,701          |                    |
| <b>Total Welfare</b>                 |      | <b>\$7,129,351</b>     | <b>\$66,701</b> | <b>\$7,196,052</b> |
| <b>Social Services</b>               |      |                        |                 |                    |
| Administration and Programs          |      | 879,191                | 42,200          |                    |
| Other                                |      |                        |                 |                    |
| <b>Total Social Services</b>         |      | <b>\$879,191</b>       | <b>\$42,200</b> | <b>\$921,391</b>   |
| <b>General Relief</b>                |      |                        |                 |                    |
| Aid to Indigents                     |      | 92,847                 |                 |                    |
| Indigent Burials                     |      |                        |                 |                    |
| <b>Total General Relief</b>          |      | <b>\$92,847</b>        | <b>\$0</b>      | <b>\$92,847</b>    |
| Care of Court Wards                  |      | 33,362                 |                 | 33,362             |
| Veterans Services                    |      | 118,656                | 35,108          | 153,764            |
| <b>Other Public Assistance</b>       |      |                        |                 |                    |
| Workforce Investment Act (WIA)       |      |                        |                 |                    |
| Other                                |      | 107,701                |                 |                    |
| <b>Total Other Public Assistance</b> |      | <b>\$107,701</b>       | <b>\$0</b>      | <b>\$107,701</b>   |

**County of Plumas**  
**County Financial Transactions Report**  
**Statement of Expenditures**

Education

Fiscal Year            2015

|                        | Operating<br>Expenditures<br>A | Capital Outlay<br>B | Total     |
|------------------------|--------------------------------|---------------------|-----------|
| School Administration  | 0                              |                     | \$0       |
| Library Services       | 554,211                        |                     | \$554,211 |
| Agricultural Education | 92,809                         |                     | \$92,809  |
| Other Education        |                                |                     | \$0       |

**County of Plumas**  
**County Financial Transactions Report**  
**Statement of Expenditures**

**Recreation and Cultural Services**

| Fiscal Year                | 2015 | Operating<br>Expenditures<br>A | Capital Outlay<br>B | Total     |
|----------------------------|------|--------------------------------|---------------------|-----------|
| Recreation Facilities      |      | 131,164                        |                     | \$131,164 |
| Cultural Services          |      | 107,321                        |                     | \$107,321 |
| Veterans Memorial Building |      | 95,505                         |                     | \$95,505  |
| Small Craft Harbors        |      |                                |                     | \$0       |



**County of Plumas**  
**Counties Financial Transactions Report**  
**Statement of Expenditures**

**Debt Service**

**Fiscal Year**                      2015

|  | Operating<br>Expenditures<br>A | Capital Outlay<br>B | Total     |
|--|--------------------------------|---------------------|-----------|
| Retirement of Long-Term Debt                               | 490,000                        |                     | \$490,000 |
| Interest on Long-Term Debt                                 | 962,449                        |                     | \$962,449 |
| Principal and Interest on Short-Term<br>Notes and Warrants |                                |                     |           |

**County of Plumas**  
**County Financial Transactions Report**  
**Statement of Expenditures**

**Transfers Out**

| Fiscal Year   | 2015   | Operating<br>Expenditures<br>A | Capital Outlay<br>B | Total        |
|---|--|--------------------------------|---------------------|--------------|
| <b>Grand Total of Expenditures Before Transfers</b>   |  | \$48,841,221                   | \$1,959,528         | \$50,800,749 |
| <b>Airport</b>  | <i>(Enter any transfers on the Airport activity form)</i>  | \$0                            |                     |              |
| <b>Hospital</b>   | <i>(Enter any transfers on the Hospital activity form)</i> | \$0                            |                     |              |
| <b>Refuse</b>   | <i>(Enter any transfers on the Refuse activity form)</i>   | \$0                            |                     |              |
| <b>Other</b>  | <i>(Enter any transfers on the Other enterprise form)</i>  | \$0                            |                     |              |
| <b>Total Transfers Out to Enterprise(s) Only</b>  |  | \$0                            |                     |              |
| Operating Transfers between Funds other than<br>Governmental and Enterprise (i.e., Trust Funds) |  |                                |                     |              |
| <b>Total Expenditures and Transfers Out</b>   |  | \$48,841,221                   | \$1,959,528         | \$50,800,749 |
| <b>Interfund Operating Transfers within Governmental Funds</b>                                  |  | \$19,953,427                   |                     |              |

County of \_\_\_\_\_

**Counties Financial Transactions Report  
Long Term Debts**

Fiscal Year 2015

Forward from Prior Year

Debt Schedule

Fund Type

Purpose of Issue

Year of Issue

Maturity Dates Beginning

Maturity Dates Ending

Principal Authorized

Principal Issued

Unmatured Principal, Beginning of Fiscal Year

Adjustments to Principal in CY

Reason for Adjustment to Principal in CY

Principal Issued in CY

Current Year Principal Payment

Principal Defeased in CY

Principal Payments to Date

Unmatured Principal, End of Fiscal Year

Current Year Interest Payment

Amount Delinquent Principal

Amount Delinquent Interest

**County of Plumas**  
**Counties Financial Transactions Report**  
**Other Long-Term Debts**

|  |                     |                               |
|--|---------------------|-------------------------------|
| Fiscal Year  | 2015                |                               |
| Forward from Prior Year                                  | (No Entry Required) | Yes                           |
| Debt Schedule  | (No Entry Required) | Other Long-Term Debt Schedule |
| Fund Type  |                     | Governmental                  |
| Purpose (Purpose Field Must be Unique, Do Not Duplicate) |                     | Compensated Absences          |
| Year of Issue  | (No Entry Required) |                               |
| Maturity Dates Beginning                                 | (No Entry Required) |                               |
| Maturity Dates Ending                                    | (No Entry Required) |                               |
| Principal Authorized                                     | (No Entry Required) |                               |
| Principal Issued   | (No Entry Required) |                               |
| Unmatured Principal, Beginning of Fiscal Year            |                     | \$2,474,825                   |
| Adjustments to Principal in CY                           |                     | 231,178                       |
| Reason for Adjustment to Principal in CY                 |                     | accrued more leave than taken |
| Principal Issued in CY                                   | (No Entry Required) |                               |
| Current Year Principal Payment                           |                     |                               |
| Principal Defeased in CY                                 |                     |                               |
| Principal Payments to Date                               |                     | \$0                           |
| Unmatured Principal, End of Fiscal Year                  |                     | \$2,706,003                   |
| Current Year Interest Payment                            |                     |                               |
| Amount Delinquent Principal                              |                     |                               |
| Amount Delinquent Interest                               |                     |                               |

**Include on this schedule:**

1. All other debt not listed on the "Long-Term Debt Form."
2. Capital leases with an original term greater than 1 year but less than 10 years.
3. Interfund loans and other liability-type debt (e.g., Compensated Absences and Pre/Post Closure Landfill).

**County of Plumas**  
**County Financial Transactions Report**  
**Other Long-Term Debts**

|  |                     |                                |
|--|---------------------|--------------------------------|
| Fiscal Year  | 2015                |                                |
| Forward from Prior Year                                  | (No Entry Required) | Yes                            |
| Debt Schedule  | (No Entry Required) | Other Long-Term Debt Schedule  |
| Fund Type  |                     | Enterprise                     |
| Purpose (Purpose Field Must be Unique, Do Not Duplicate) |                     | Postclosure Landfill Liability |
| Year of Issue  | (No Entry Required) |                                |
| Maturity Dates Beginning                                 | (No Entry Required) |                                |
| Maturity Dates Ending                                    | (No Entry Required) |                                |
| Principal Authorized                                     | (No Entry Required) |                                |
| Principal Issued   | (No Entry Required) |                                |
| <b>Unmatured Principal, Beginning of Fiscal Year</b>     |                     | <b>\$2,446,238</b>             |
| Adjustments to Principal in CY                           |                     | 36,694                         |
| Reason for Adjustment to Principal in CY                 |                     | annual closure increase        |
| Principal Issued in CY                                   | (No Entry Required) |                                |
| Current Year Principal Payment                           |                     |                                |
| Principal Defeased in CY                                 |                     |                                |
| <b>Principal Payments to Date</b>                        |                     | <b>\$0</b>                     |
| <b>Unmatured Principal, End of Fiscal Year</b>           |                     | <b>\$2,482,932</b>             |
| Current Year Interest Payment                            |                     |                                |
| Amount Delinquent Principal                              |                     |                                |
| Amount Delinquent Interest                               |                     |                                |

- Include on this schedule:**
1. All other debt not listed on the "Long-Term Debt Form."
  2. Capital leases with an original term greater than 1 year but less than 10 years.
  3. Interfund loans and other liability-type debt (e.g., Compensated Absences and Pre/Post Closure Landfill).

County of Plumas

Counties Financial Transactions Report  
Lease Obligations

Fiscal Year 2015

Forward from Prior Year

Yes

Fund Type Reporting Loan

Governmental

Purpose of Lease

Capital Improvement Buildings

Original Term of Lease (number of years)

30

Type of Lease

Lease

Name of Lessor

Plumas County Pu

Total Future Principal and Interest Unmatured to Date,  
Beginning of Fiscal Year

22,953,083

Initial Amount of Lease Obligation

Current Year Principal Payment

490,000

Current Year Interest Payment

732,725

Adjustment(s) to Principal and Interest in CY

-21,730,358

Reason for Adjustment(s) to Principal and Interest in CY

the lease was refunded

Total Future Principal and Interest Unmatured to Date, End of  
Fiscal Year

\$0

Total Unmatured Principal (Only) End of Fiscal Year

0

1. Report leases individually (Do not combine leases).
2. Report on this schedule only capital leases with an original term of 10 or more years where the local agency acquires ownership of the property. Continue reporting the capital lease on this schedule until the lease is defeased or fully matured.
3. Report leases with an original term greater than 1 year, but less than 10 years on the "Other Long-Term Debt Form."

**County of Plumas**  
**Counties Financial Transactions Report**  
**Lease Obligations**

Fiscal Year 2015

Forward from Prior Year

Fund Type Reporting Loan

Purpose of Lease

Original Term of Lease (number of years)

Type of Lease

Name of Lessor

Total Future Principal and Interest Unmatured to Date,  
Beginning of Fiscal Year

Initial Amount of Lease Obligation

Current Year Principal Payment

Current Year Interest Payment

Adjustment(s) to Principal and Interest in CY

Reason for Adjustment(s) to Principal and Interest in CY

**Total Future Principal and Interest Unmatured to Date, End of  
Fiscal Year**

**Total Unmatured Principal (Only) End of Fiscal Year**

1. Report leases individually (Do not combine leases).
2. Report on this schedule only capital leases with an original term of 10 or more years where the local agency acquires ownership of the property. Continue reporting the capital lease on this schedule until the lease is defeased or fully matured.
3. Report leases with an original term greater than 1 year, but less than 10 years on the "Other Long-Term Debt Form."

**County of Plumas**  
**Counties Financial Transactions Report**  
**Balance Sheet**

Fiscal Year            2015

Government Fund Types

|  | A                   | B                   | C            | D                  |
|--|---------------------|---------------------|--------------|--------------------|
|  | General             | Special Revenue     | Debt Service | Capital Projects   |
| <b>Assets</b>                                    |                     |                     |              |                    |
| Current Assets                                   | 10,339,692          | 37,900,015          |              | 2,661,979          |
| Non-Current Assets                               | 125,296             |                     |              |                    |
| <b>Total Assets</b>                              | <b>\$10,464,988</b> | <b>\$37,900,015</b> | <b>\$0</b>   | <b>\$2,661,979</b> |
| <b>Liabilities</b>                               |                     |                     |              |                    |
| Current Liabilities                              | 1,651,661           | 3,224,727           |              | 233,506            |
| Non-Current Liabilities                          |                     |                     |              |                    |
| <b>Total Liabilities</b>                         | <b>\$1,651,661</b>  | <b>\$3,224,727</b>  | <b>\$0</b>   | <b>\$233,506</b>   |
| <b>Retained Earnings/Fund Balance</b>            |                     |                     |              |                    |
| Reserved   | 2,620,194           | 878,676             |              |                    |
| Unreserved                                       | 6,193,133           | 33,796,612          |              | 2,428,473          |
| <b>Total Retained Earnings/<br/>Fund Balance</b> | <b>\$8,813,327</b>  | <b>\$34,675,288</b> | <b>\$0</b>   | <b>\$2,428,473</b> |
| <b>Total Fund Equity</b>                         | <b>\$8,813,327</b>  | <b>\$34,675,288</b> | <b>\$0</b>   | <b>\$2,428,473</b> |
| <b>Total Liabilities and Fund Equity</b>         | <b>\$10,464,988</b> | <b>\$37,900,015</b> | <b>\$0</b>   | <b>\$2,661,979</b> |



**County of Plumas**  
**Counties Financial Transactions Report**  
**Balance Sheet**

Fiscal Year 2015

|  | Proprietary Fund Types |                    | Fiduciary Fund Types | Account Groups       |                        |
|--|------------------------|--------------------|----------------------|----------------------|------------------------|
|  | E                      | F                  | G                    | H                    | I                      |
|  | Enterprise             | Internal Service   | Trust And Agency     | General Fixed Assets | General Long-Term Debt |
| <b>Assets</b>                                    |                        |                    |                      |                      |                        |
| Current Assets                                   | 10,423,380             | 5,599,210          | 42,624,451           |                      |                        |
| Non-Current Assets                               |                        |                    |                      | 104,026,871          | \$17,961,003           |
| <b>Total Assets</b>                              | <b>\$10,423,380</b>    | <b>\$5,599,210</b> | <b>\$42,624,451</b>  | <b>\$104,026,871</b> | <b>\$17,961,003</b>    |
| <b>Liabilities</b>                               |                        |                    |                      |                      |                        |
| Current Liabilities                              | 714,461                | 283                | 5,939,798            |                      |                        |
| Non-Current Liabilities                          | 2,516,915              | 2,796,190          |                      |                      | \$17,961,003           |
| <b>Total Liabilities</b>                         | <b>\$3,231,376</b>     | <b>\$2,796,473</b> | <b>\$5,939,798</b>   |                      | <b>\$17,961,003</b>    |
| <b>Fund Equity</b>                               |                        |                    |                      |                      |                        |
| Contributed Capital                              |                        |                    |                      |                      |                        |
| Investment in General Fixed Assets               |                        |                    |                      | \$104,026,871        |                        |
| <b>Retained Earnings/Fund Balance</b>            |                        |                    |                      |                      |                        |
| Reserved   | 5,892,110              | 8,600              |                      |                      |                        |
| Unreserved                                       | 1,299,894              | 2,794,137          | 36,684,653           |                      |                        |
| <b>Total Retained Earnings/<br/>Fund Balance</b> | <b>\$7,192,004</b>     | <b>\$2,802,737</b> | <b>\$36,684,653</b>  |                      |                        |
| <b>Total Fund Equity</b>                         | <b>\$7,192,004</b>     | <b>\$2,802,737</b> | <b>\$36,684,653</b>  | <b>\$104,026,871</b> |                        |
| <b>Total Liabilities and Fund Equity</b>         | <b>\$10,423,380</b>    | <b>\$5,599,210</b> | <b>\$42,624,451</b>  | <b>\$104,026,871</b> | <b>\$17,961,003</b>    |

**County of Plumas**  
**Counties Financial Transactions Report**  
**Statistics and Summary**

Fiscal Year 2015

|   |              |
|---|--------------|
| Current Transient Lodging Tax Rate  | 9.000        |
| Effective Date of Current Transient Lodging Tax Rate                                  | 10/1 /1990   |
| Current Utility User Tax Rate   |              |
| Current Year Property Tax Delinquency as of June 30, 2015<br>as a Percent of Tax Levy | 1.639        |
| Appropriations Limit  | 30,595,563   |
| Total Annual Appropriations Subject to the Limit                                      | 15,199,070   |
| Beginning Fund Balance  | \$44,962,203 |
| Add: Revenues During Fiscal Year  | \$51,754,031 |
| Transfers In  | \$69,202     |
| Adjustments (Specify, maximum of 5 entries)   |              |

Specify:

Amount:

|  |  |
|--|--|
|  |  |
|  |  |
|  |  |
|  |  |
|  |  |

|   |              |
|---|--------------|
| Total Adjustments and Transfers In          | \$69,202     |
| Subtotal                                    | \$96,785,436 |
| Deduct: Expenditures During Fiscal Year     | \$50,800,749 |
| Transfers Out                               | \$0          |
| Adjustments (Specify, maximum of 5 entries) | \$67,599     |

Specify:

Amount:

|   |                 |
|---|-----------------|
| FY 13-14 transactions after data cutoff | 67,599          |
| <b>Total:</b>                           | <b>\$67,599</b> |

|                                     |              |
|-------------------------------------|--------------|
| Total Adjustments and Transfers Out | \$67,599     |
| Ending Fund Balance                 | \$45,917,088 |